

Hancock County, Indiana

Hancock County, Indiana

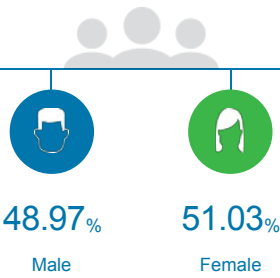
Community Profile

People

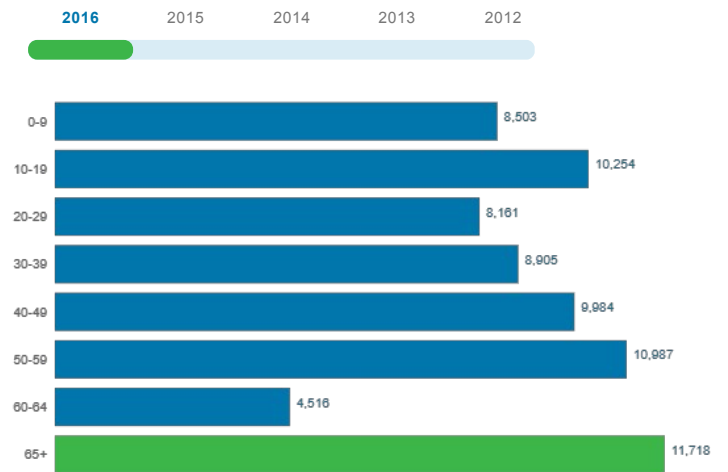
The total population of the County of Hancock County is 73,162. The median age is 39.85

73,162

Total Population



Age Distribution



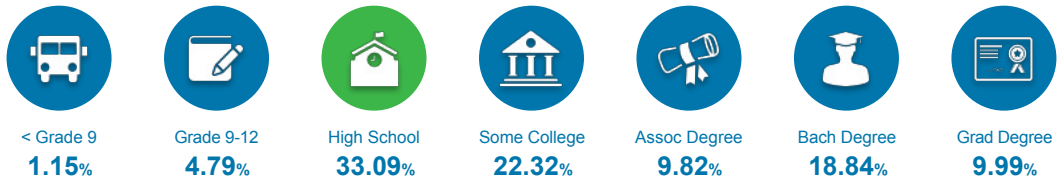
Median Age

40

Educational Attainment



The majority of the population in Hancock County has a high school degree, and 38.65% have a college degree.



Labor Force



Hancock County has a labor force of 38,913 people, with an unemployment rate of 2.7%.

38,913

Labor Force

2.7%

Unemployment Rate

▼ -32.5%

Unemployment Rate
Change (1 year)

Talent

Where are the top jobs by occupation?

Office and
Administrative
support



13.54%

2,997

Sales



11.71%

2,592

Production
Workers



10.84%

2,399

Executive,
Managers, and
Administrators



9.12%

2,020

Food Preparation,
Serving




6.42%

1,421

Total Employees

21,192



The work distribution of total employees in Hancock County is:



44%

Blue Collar



55%

White Collar

Total Establishments

2,057

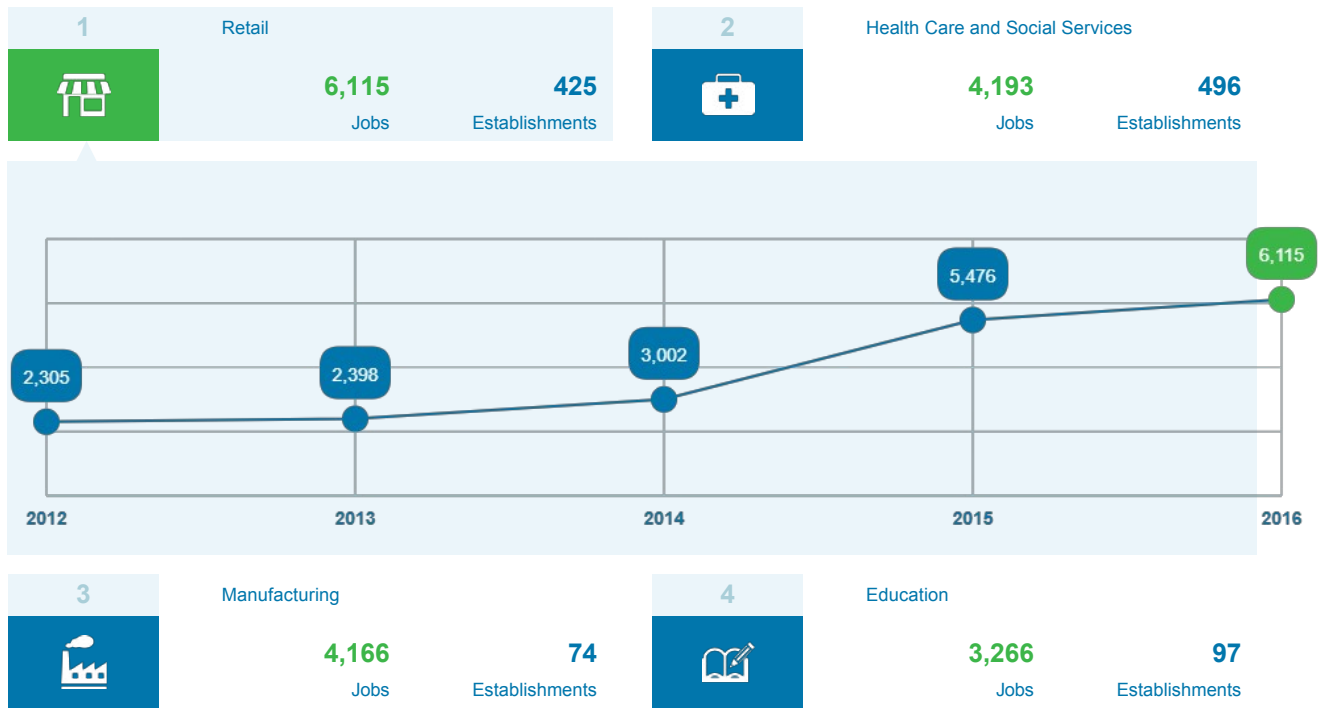


Businesses and Jobs

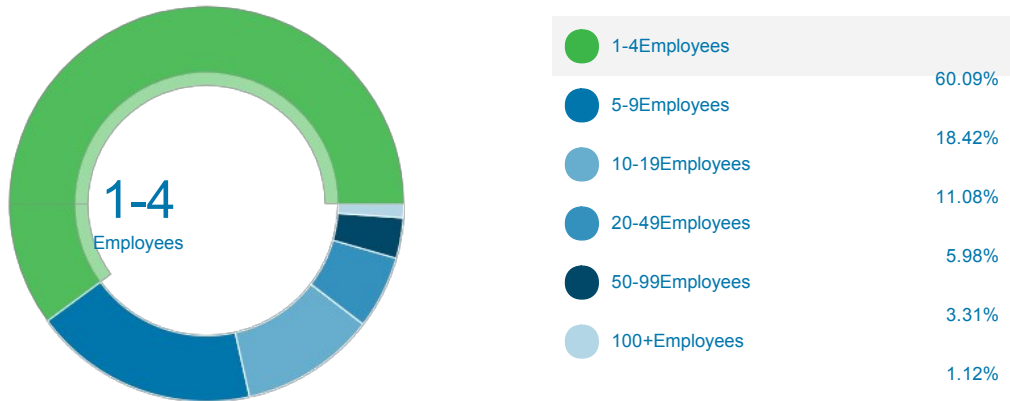


Hancock County has a total of 2,057 businesses. In 2016, the leading industries in Hancock County were Retail, Health Care and Social Services, Manufacturing, and Education.

What are the top industries by jobs?



How many employees do businesses in Hancock County have?



Income and Spending



Households in Hancock County earn a median yearly income of \$71,190. 58.66% of the households earn more than the national average each year. Household expenditures average \$61,164 per year. The majority of earnings get spent on Shelter, Transportation, Food and Beverages, Health Care, and Utilities.



\$71,190

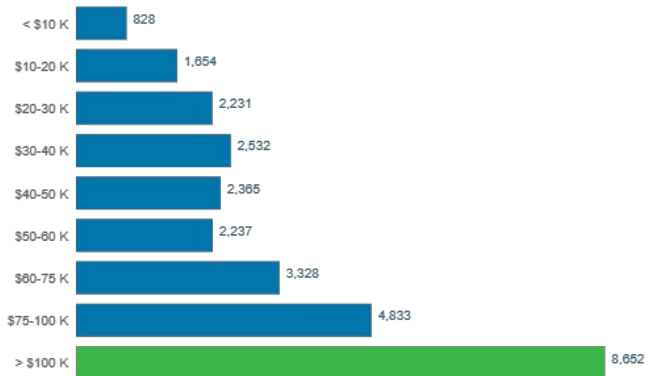
Median Household Income

0% more than the county

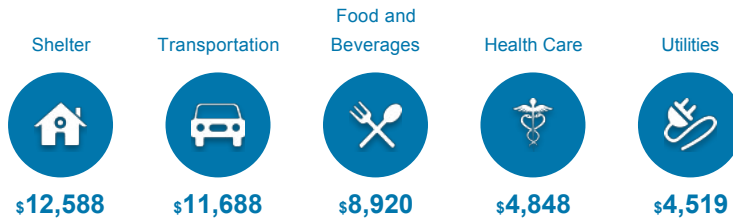
33% more than the state

20% more than the nation

Income Distribution



How do people spend most of their money?
PER HOUSEHOLD



\$61,164

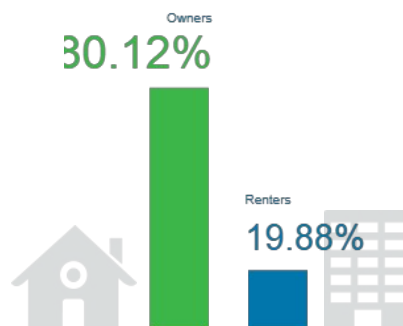
Median Household Expenditure

Housing



There are 303% more households who own their homes than there are renters.

Owners vs. Renters



Transportation



Residents spend an average of 28 minutes commuting to work. Hancock County is served by 38 airports within 50 miles. Rail can be accessed within the community. Interstates can be accessed within the community.



28_{min}

Commute Travel Time



2 + 38_(+50 miles)

Airports in Community



Interstate

In Community



Freight Rail

In Community

Taxes



Top State Corporate Income Tax

6.5%

Top State Corporate Capital Gains Tax

6.5%

Top State Personal Income Tax

3.3%

Top State Personal Capital Gains Tax

3.4%

State Sales Tax

7%