Square Footages			
Area	Elev TRL	Elev ACL	Elev FHL
First Floor	2051 SF	2051 SF	2051 SF
Total Living	2051 SF	2051 SF	2051 SF
Garage	649 SF	649 SF	649 SF
Rear Porch	189 SF	189 SF	189 SF
Covered Porch	68 SF	110 SF	108 SF
Total Under Roof	2957 SF	2999 SF	2997 SF

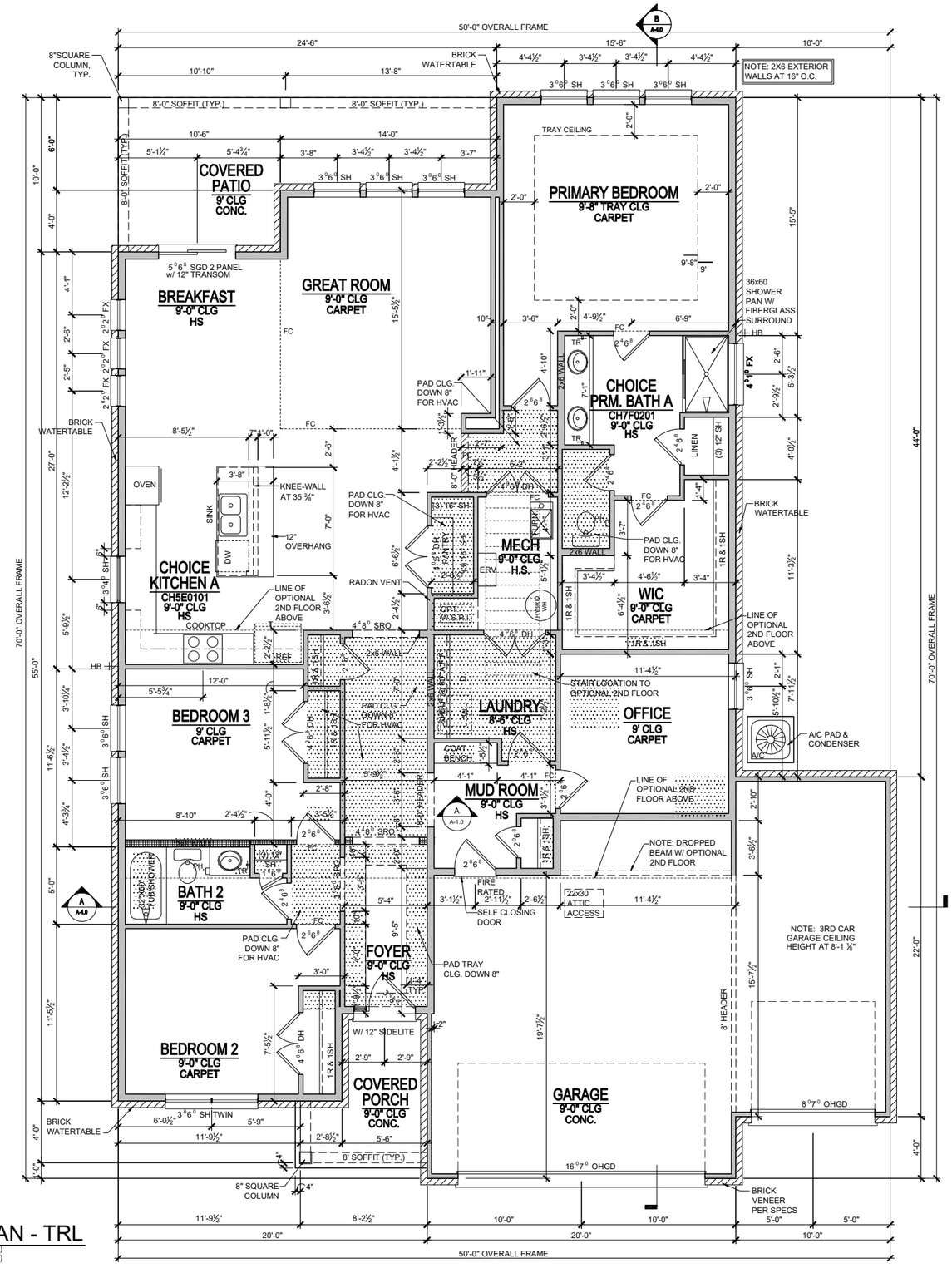

1st FLOOR PLAN - TRL

SCALE: 1/8"=1'-0" (11"x17" SHEET SIZE)
SCALE: 1/4"=1'-0" (24"x36" SHEET SIZE)

Plot Date: 6/28/2023 5:33:07 PM; By: Amit Das

REV.	DATE
v1.1	02-03-22
v1.2	04-01-23

These plans are the property of Beazer Homes and may not be reproduced, changed or copied without the expressed written consent of Beazer Homes, nor are they to be assigned to a third party without obtaining said written consent.

© 2018 Beazer Homes USA, Inc.
Unpublished work

BEAZER HOMES

COLONNADE D

IND V184 1.2

Floor Plans

First Floor Plan

drawn by: GMD
checked by: MW
date: 03-30-21
sheet number: A-1.0

Square Footages			
Area	**Elev TRL**	**Elev ACL**	**Elev FHL**
First Floor	2051 SF	2051 SF	2051 SF
Total Living	2051 SF	2051 SF	2051 SF
Garage	649 SF	649 SF	649 SF
Rear Porch	189 SF	189 SF	189 SF
Covered Porch	68 SF	110 SF	108 SF
Total Under Roof	2957 SF	2999 SF	2997 SF

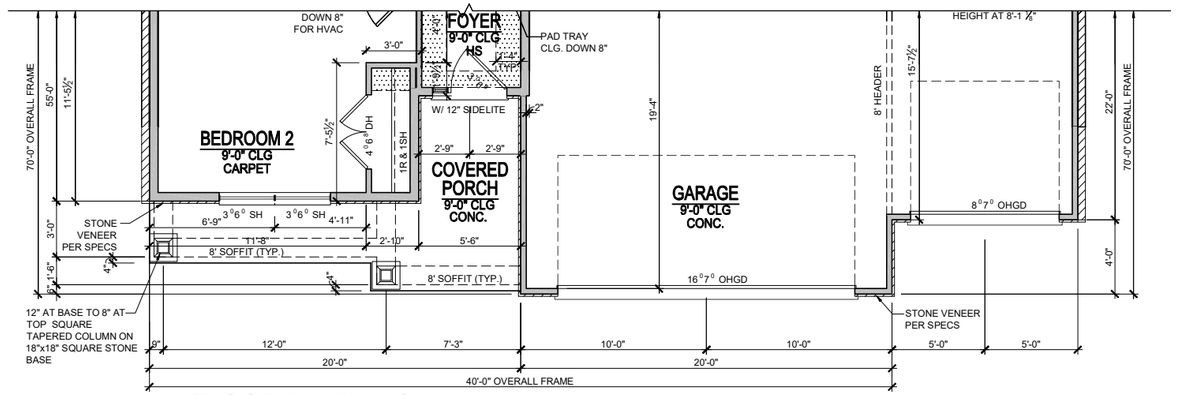

1st FLOOR PLAN - ACL

SCALE: 1/8"=1'-0" (11"x17" SHEET SIZE)
SCALE: 1/4"=1'-0" (24"x36" SHEET SIZE)

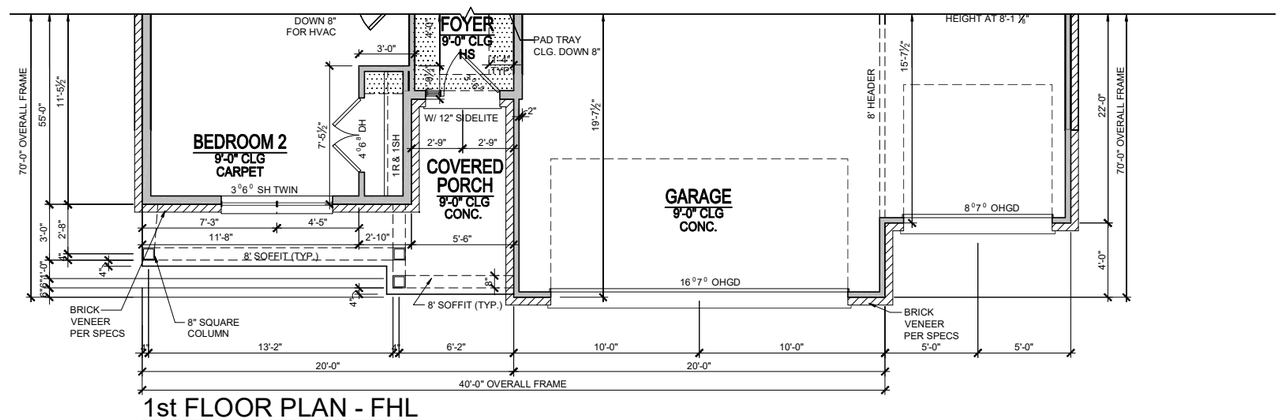

1st FLOOR PLAN - FHL

SCALE: 1/8"=1'-0" (11"x17" SHEET SIZE)
SCALE: 1/4"=1'-0" (24"x36" SHEET SIZE)

REV.	DATE
v1.1	02-03-22
v1.2	04-01-23

These plans are the property of Beazer Homes and may not be reproduced, changed or copied without the expressed written consent of Beazer Homes, nor are they to be assigned to a third party without obtaining said written consent.

© 2018 Beazer Homes USA, Inc.
Unpublished work

BEAZER HOMES

COLONNADE D

IND V184 1.2

Floor Plans

First Floor Partial Plans

drawn by: GMD
checked by: MW
date: 03-30-21
sheet number: A-1.1

Plot Date: 6/28/2023 5:33:10 PM; By: Amit Das

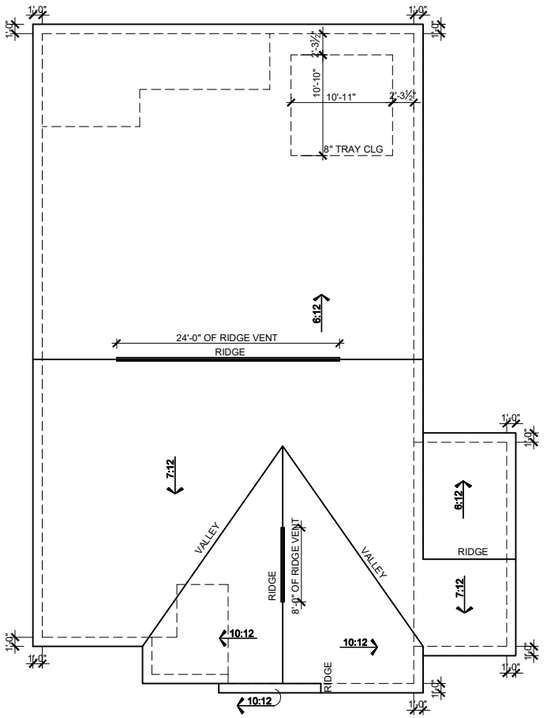

ROOF PLAN - TRL

SCALE: 1/16"=1'-0" (11"x17" SHEET SIZE)
SCALE: 1/8"=1'-0" (24"x36" SHEET SIZE)

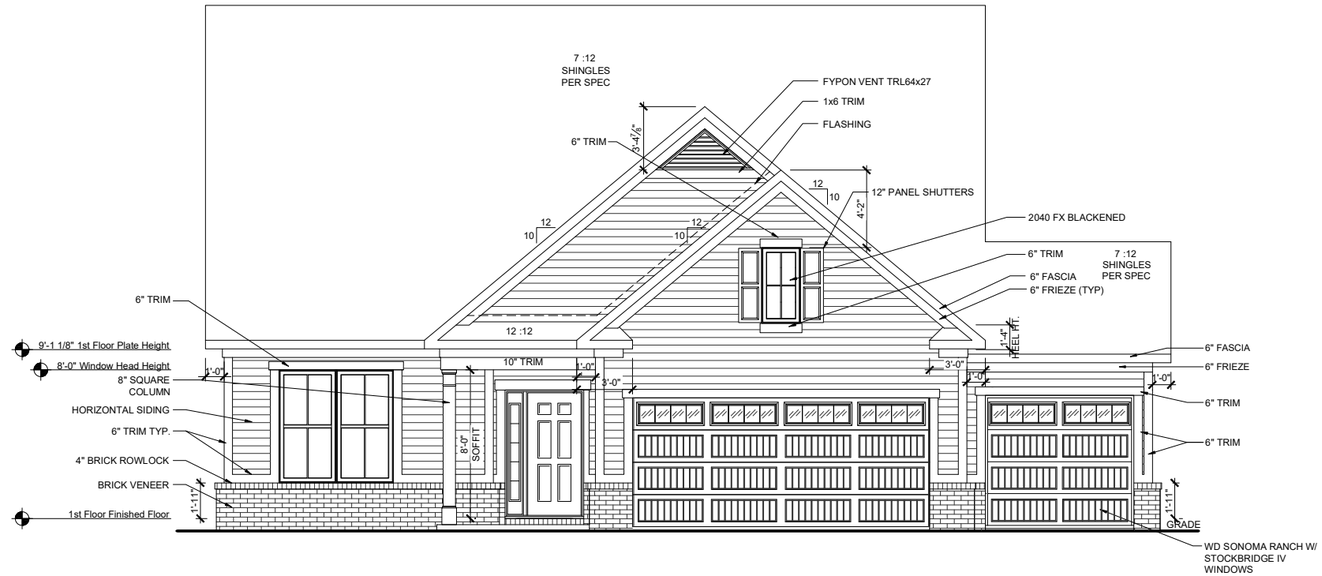

FRONT ELEVATION - TRL

SCALE: 1/8"=1'-0" (11"x17" SHEET SIZE)
SCALE: 1/4"=1'-0" (24"x36" SHEET SIZE)

MAIN ROOF

ATTIC VENTILATION CALCULATIONS

TOTAL SQ FT OF ROOF AREA: 2479 S.F.
RIDGE VENT NET FREE AREA= 18 SQ IN. PER LINEAL FOOT
SOFFIT VENT NET FREE AREA= 9 SQ IN. PER LINEAL FOOT

2479 S.F. * 1/300 (CODE REQUIREMENT) * 144(CONVERTS TO SQ IN) / 2 (HIGH AND LOW)= 595 SQ IN.

/ NFA OF RIDGE VENT= RIDGE VENTS NEEDED: 33.05 LF

/ NFA OF SOFFIT VENT= SOFFIT VENT NEEDED: 66.11 LF

ACTUAL RIDGE VENTS PROVIDED: 32 LF
ACTUAL LOW VENTS PROVIDED: 66 LF

ALL TRUSS HEELS OVER HEATED SPACE TO ALLOW FOR INSULATION PER CODE UNLESS NOTED OTHERWISE- TRUSS HEELS OVER UNHEATED SPACE SHALL BE STANDARD HEIGHT.

PORCH ROOF

ATTIC VENTILATION CALCULATIONS

TOTAL SQ FT OF ROOF AREA: 253 S.F.
SOFFIT VENT NET FREE AREA= 9 SQ IN. PER LINEAL FOOT

253 S.F. * 1/150 (CODE REQUIREMENT) * 144(CONVERTS TO SQ IN) (LOW)= 27 SQ IN.

NFA OF SOFFIT VENT= SOFFIT VENT NEEDED: 26.9 LF

ACTUAL LOW VENTS PROVIDED: 27 LF

3 CAR GARAGE ROOF

ATTIC VENTILATION CALCULATIONS

TOTAL SQ FT OF ROOF AREA: 220 S.F.
RIDGE VENT NET FREE AREA= 18 SQ IN. PER LINEAL FOOT
SOFFIT VENT NET FREE AREA= 9 SQ IN. PER LINEAL FOOT

220 S.F. * 1/300 (CODE REQUIREMENT) * 144(CONVERTS TO SQ IN) / 2 (HIGH AND LOW)= 53 SQ IN.

/ NFA OF RIDGE VENT= RIDGE VENTS NEEDED: 2.94 LF

/ NFA OF SOFFIT VENT= SOFFIT VENT NEEDED: 5.8 LF

ACTUAL RIDGE VENTS PROVIDED: 4 LF
ACTUAL LOW VENTS PROVIDED: 8 LF

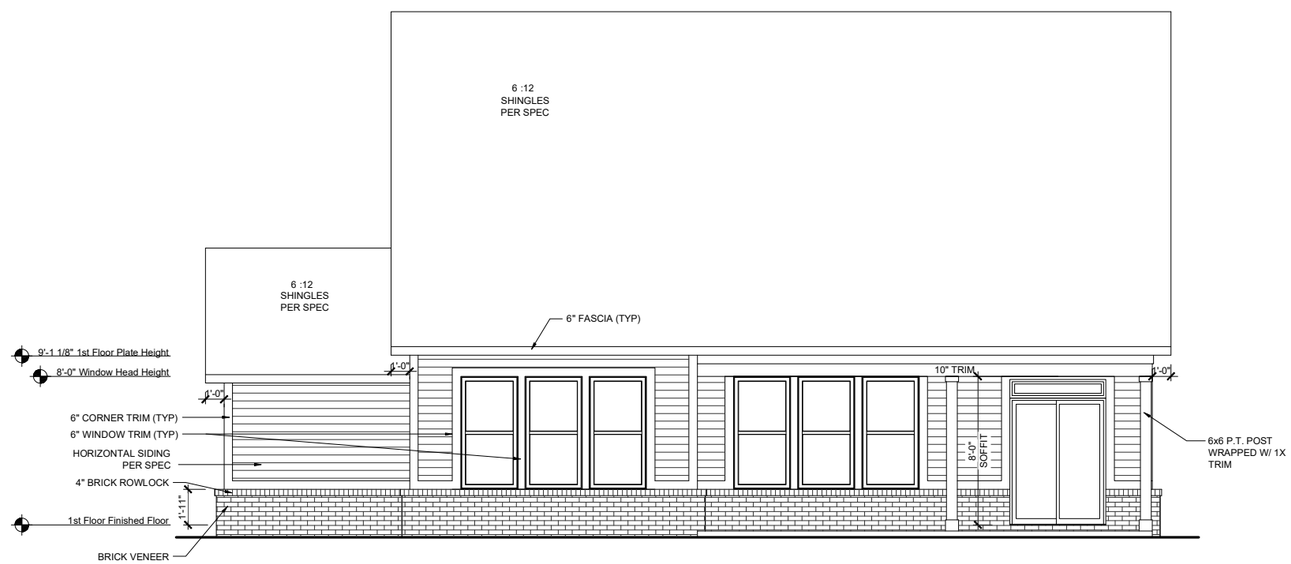

REAR ELEVATION - TRL

SCALE: 1/8"=1'-0" (11"x17" SHEET SIZE)
SCALE: 1/4"=1'-0" (24"x36" SHEET SIZE)

REV.	DATE
v1.1	02-03-22
v1.2	04-01-23

These plans are the property of Beazer Homes and may not be reproduced, changed or copied without the expressed written consent of Beazer Homes, nor are they to be assigned to a third party without obtaining said written consent.

© 2018 Beazer Homes USA, Inc.
Unpublished work

BEAZER HOMES

COLONNADE D

IND V184 1.2

Elevation Plans

Front Elevation TRL

drawn by: GMD
checked by: MW
date: 03-30-21
sheet number: A-3.0

Plot Date: 6/28/2023 5:3:28 PM; By: Amit Das

LEFT ELEVATION - TRL

SCALE: 1/8"=1'-0" (11"x17" SHEET SIZE)
SCALE: 1/4"=1'-0" (24"x36" SHEET SIZE)

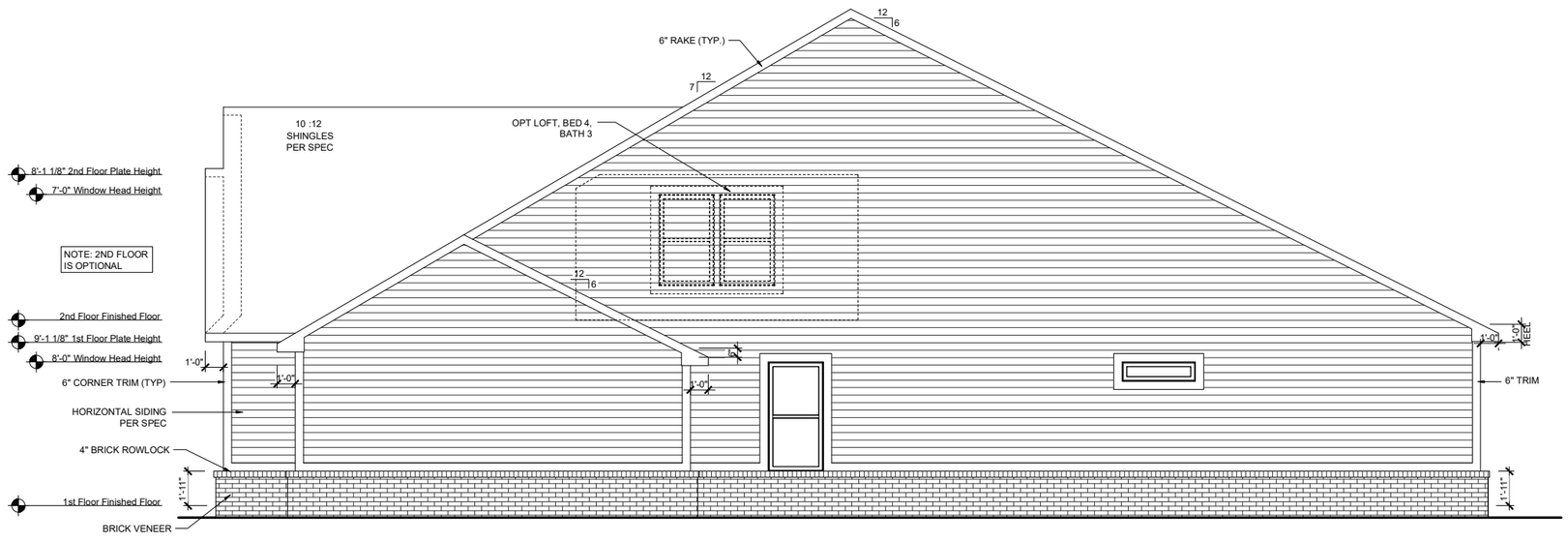

RIGHT ELEVATION - TRL

SCALE: 1/8"=1'-0" (11"x17" SHEET SIZE)
SCALE: 1/4"=1'-0" (24"x36" SHEET SIZE)

REV.	DATE
v1.1	02-03-22
v1.2	04-01-23

These plans are the property of Beazer Homes and may not be reproduced, changed or copied without the expressed written consent of Beazer Homes, nor are they to be assigned to a third party without obtaining said written consent.

© 2018 Beazer Homes USA, Inc.
Unpublished work

BEAZER HOMES

COLONNADE D

IND V184 1.2

Elevation Plans

Side Elevations TRL

drawn by: GMD
checked by: MW
date: 03-30-21
sheet number: A-3.1

Plot Date: 6/28/2023 5:33:33 PM; By: Amit Das

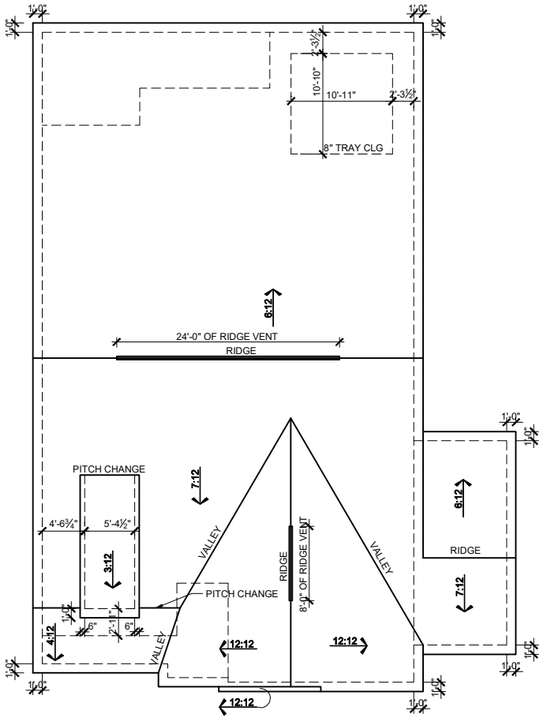

ROOF PLAN - FHL

SCALE: 1/16"=1'-0" (11"x17" SHEET SIZE)
SCALE: 1/8"=1'-0" (24"x36" SHEET SIZE)

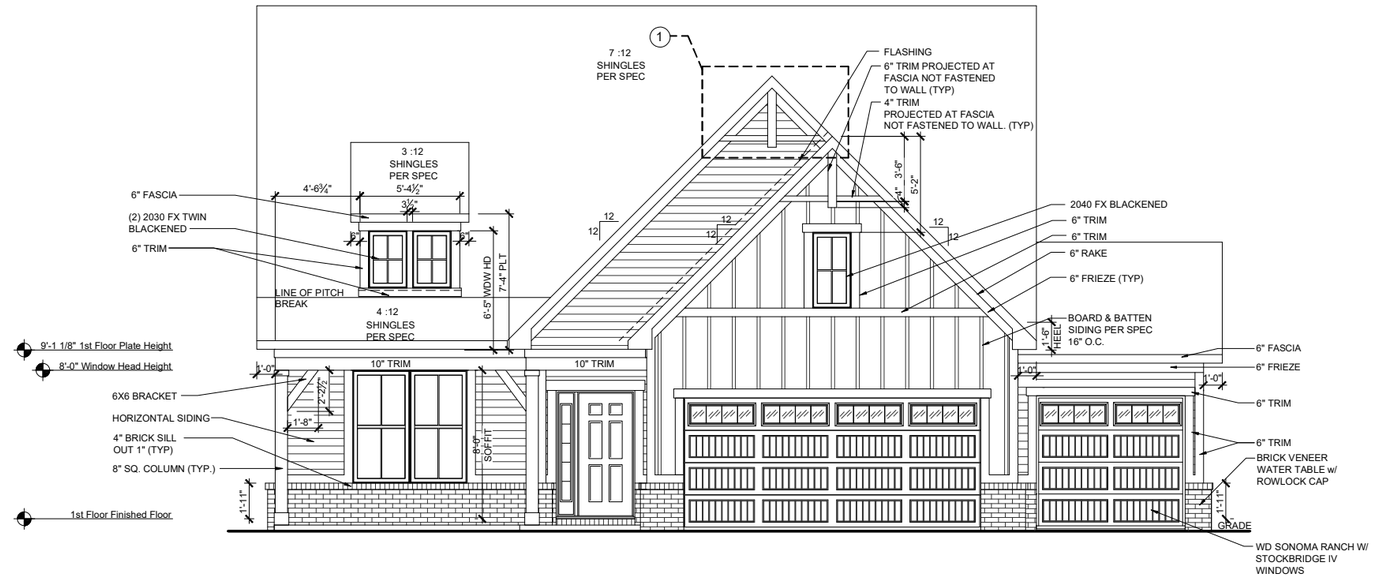

FRONT ELEVATION - FHL

SCALE: 1/8"=1'-0" (11"x17" SHEET SIZE)
SCALE: 1/4"=1'-0" (24"x36" SHEET SIZE)

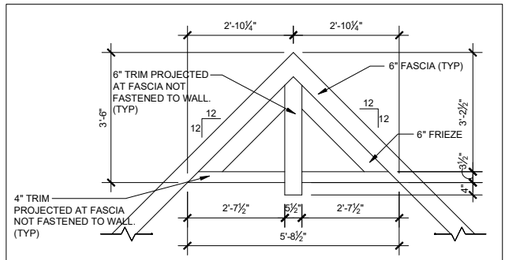

1 GABLE END DETAIL

SCALE: 1/4"=1'-0" (11"x17" SHEET SIZE)
SCALE: 1/2"=1'-0" (24"x36" SHEET SIZE)

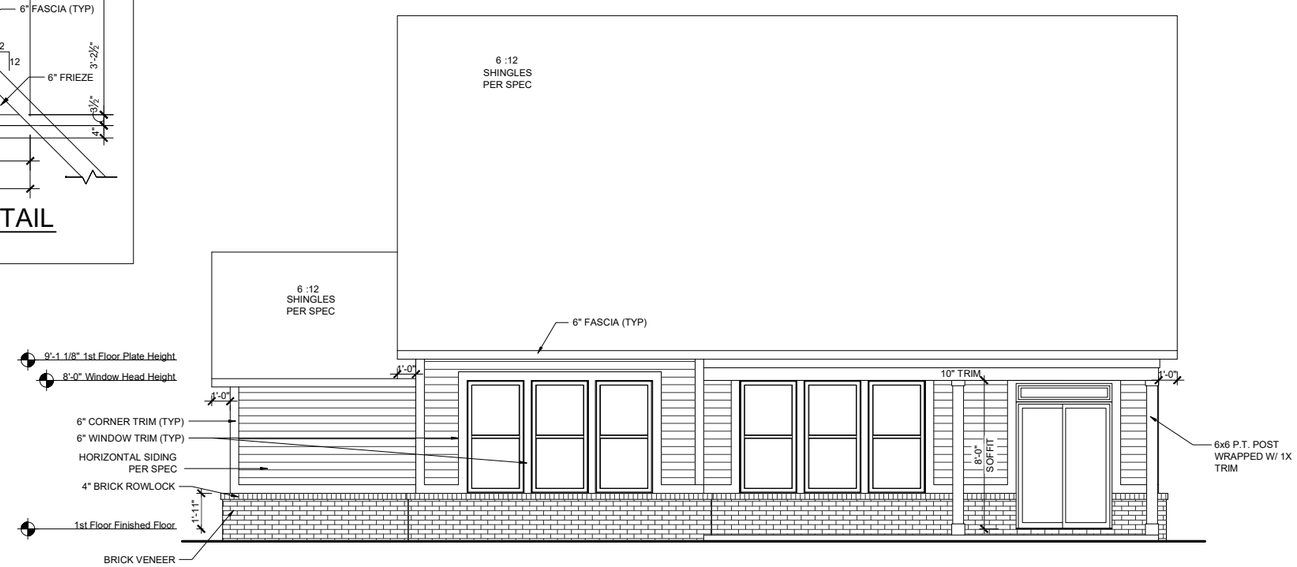

REAR ELEVATION - FHL

SCALE: 1/8"=1'-0" (11"x17" SHEET SIZE)
SCALE: 1/4"=1'-0" (24"x36" SHEET SIZE)

MAIN ROOF

ATTIC VENTILATION CALCULATIONS

TOTAL SQ FT OF ROOF AREA: 2479 S.F.
RIDGE VENT NET FREE AREA= 18 SQ IN. PER LINEAL FOOT
SOFFIT VENT NET FREE AREA= 9 SQ IN. PER LINEAL FOOT

2479 S.F. * 1/300 (CODE REQUIREMENT) * 144(CONVERTS TO SQ IN) / 2 (HIGH AND LOW)= 595 SQ IN.

/ NFA OF RIDGE VENT= RIDGE VENTS NEEDED: 33.05 LF

/ NFA OF SOFFIT VENT= SOFFIT VENT NEEDED: 66.11 LF

ACTUAL RIDGE VENTS PROVIDED: 32 LF
ACTUAL LOW VENTS PROVIDED: 66 LF

ALL TRUSS HEELS OVER HEATED SPACE TO ALLOW FOR INSULATION PER CODE UNLESS NOTED OTHERWISE- TRUSS HEELS OVER UNHEATED SPACE SHALL BE STANDARD HEIGHT.

PORCH ROOF

ATTIC VENTILATION CALCULATIONS

TOTAL SQ FT OF ROOF AREA: 281 S.F.
SOFFIT VENT NET FREE AREA= 9 SQ IN. PER LINEAL FOOT

281 S.F. * 1/150 (CODE REQUIREMENT) * 144(CONVERTS TO SQ IN) (LOW)= 270 SQ IN.

NFA OF SOFFIT VENT= SOFFIT VENT NEEDED: 29.9 LF

ACTUAL LOW VENTS PROVIDED: 30 LF

3 CAR GARAGE ROOF

ATTIC VENTILATION CALCULATIONS

TOTAL SQ FT OF ROOF AREA: 220 S.F.
RIDGE VENT NET FREE AREA= 18 SQ IN. PER LINEAL FOOT
SOFFIT VENT NET FREE AREA= 9 SQ IN. PER LINEAL FOOT

220 S.F. * 1/300 (CODE REQUIREMENT) * 144(CONVERTS TO SQ IN) / 2 (HIGH AND LOW)= 53 SQ IN.

/ NFA OF RIDGE VENT= RIDGE VENTS NEEDED: 2.94 LF

/ NFA OF SOFFIT VENT= SOFFIT VENT NEEDED: 5.8 LF

ACTUAL RIDGE VENTS PROVIDED: 4 LF
ACTUAL LOW VENTS PROVIDED: 8 LF

Plot Date: 6/28/2023 5:33:42 PM; By: Amit Das

REV.	DATE
v1.1	02-03-22
v1.2	04-01-23

These plans are the property of Beazer Homes and may not be reproduced, changed or copied without the expressed written consent of Beazer Homes, nor are they to be assigned to a third party without obtaining said written consent.

© 2018 Beazer Homes USA, Inc.
Unpublished work

BEAZER HOMES

COLONNADE D

IND V1841.2

Elevation Plans

Front Elevation FHL

drawn by: GMD
checked by: MW
date: 03-30-21
sheet number: A-3.2

LEFT ELEVATION - FHL

SCALE: 1/8"=1'-0" (11"x17" SHEET SIZE)
SCALE: 1/4"=1'-0" (24"x36" SHEET SIZE)

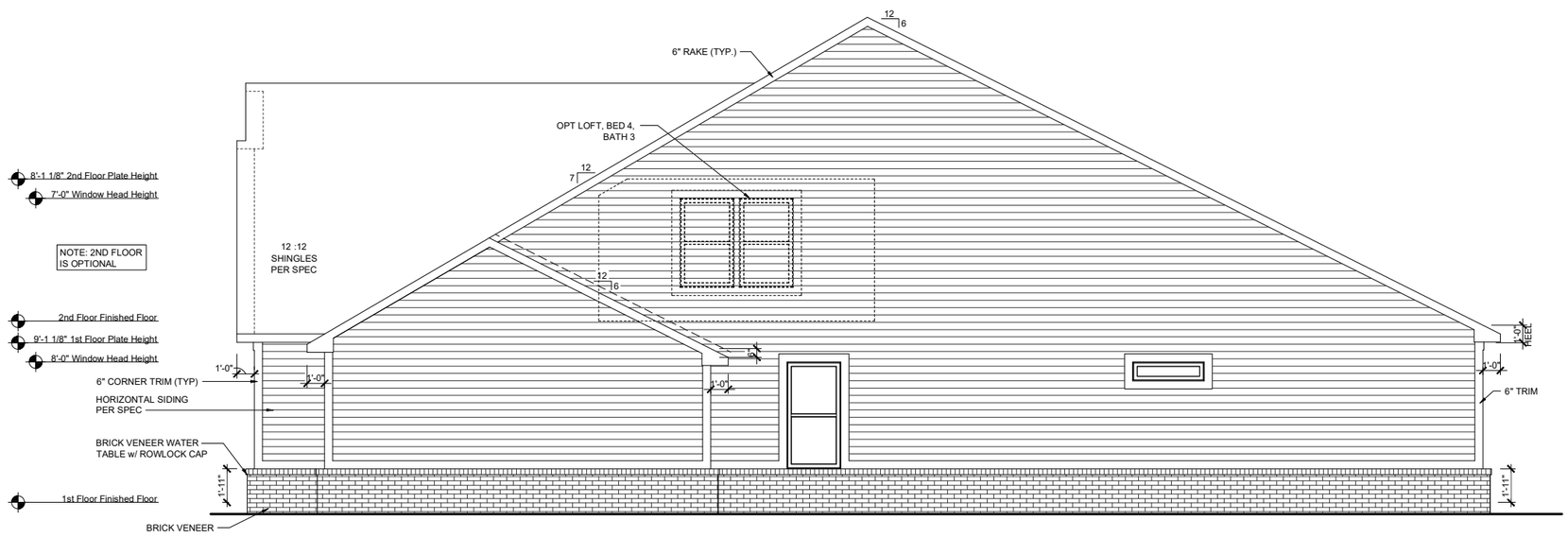

RIGHT ELEVATION - FHL

SCALE: 1/8"=1'-0" (11"x17" SHEET SIZE)
SCALE: 1/4"=1'-0" (24"x36" SHEET SIZE)

REV.	DATE
v1.1	02-03-22
v1.2	04-01-23

These plans are the property of Beazer Homes and may not be reproduced, changed or copied without the expressed written consent of Beazer Homes, nor are they to be assigned to a third party without obtaining said written consent.

© 2018 Beazer Homes USA, Inc.
Unpublished work

BEAZER HOMES

COLONNADE D

IND V184 1.2

Elevation Plans

Side Elevations FHL

drawn by: GMD
checked by: MW
date: 03-30-21
sheet number: A-3.3

Plot Date: 6/28/2023 5:33:47 PM; By: Amit Das

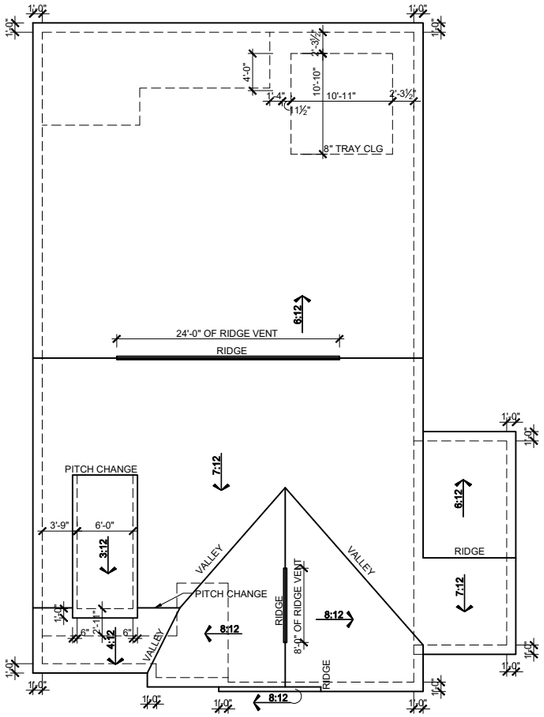

ROOF PLAN - ACL

SCALE: 1/16"=1'-0" (11"x17" SHEET SIZE)
SCALE: 1/8"=1'-0" (24"x36" SHEET SIZE)

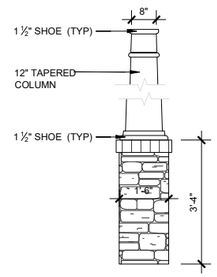

2 COLUMN DETAIL

SCALE: 1/4"=1'-0" (11"x17" SHEET SIZE)
SCALE: 1/2"=1'-0" (24"x36" SHEET SIZE)

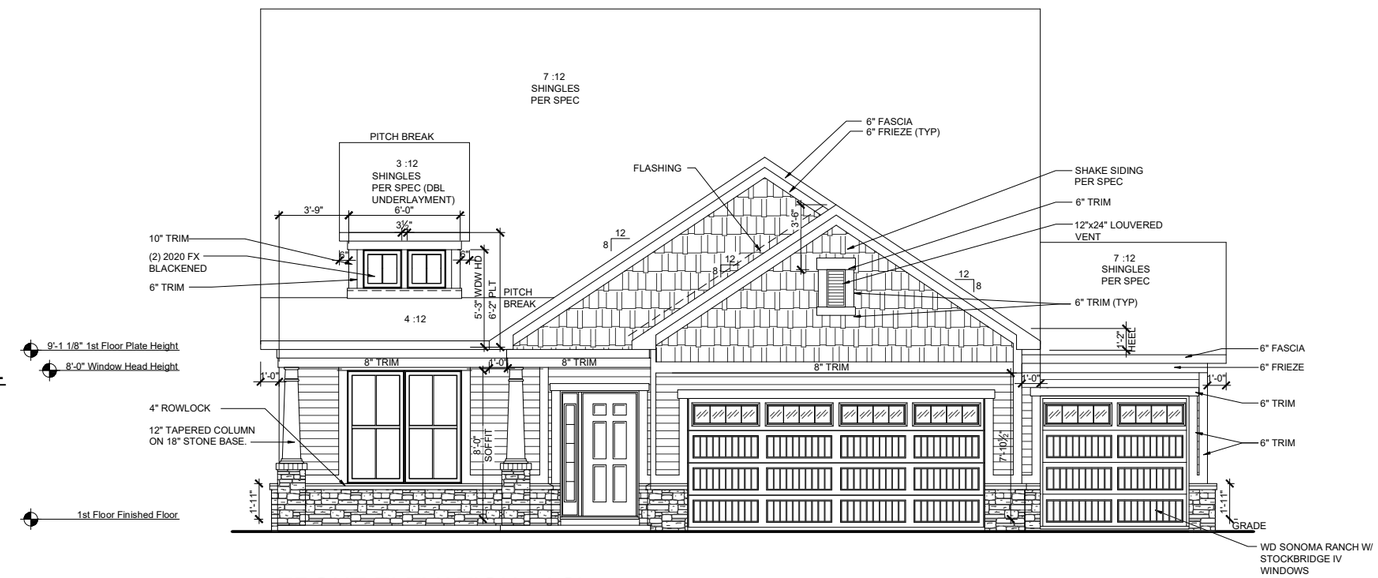

FRONT ELEVATION - ACL

SCALE: 1/8"=1'-0" (11"x17" SHEET SIZE)
SCALE: 1/4"=1'-0" (24"x36" SHEET SIZE)

MAIN ROOF

ATTIC VENTILATION CALCULATIONS

TOTAL SQ FT OF ROOF AREA: 2479 S.F.
RIDGE VENT NET FREE AREA= 18 SQ IN. PER LINEAL FOOT
SOFFIT VENT NET FREE AREA= 9 SQ IN. PER LINEAL FOOT

2479 S.F. * 1/300 (CODE REQUIREMENT) * 144(CONVERTS TO SQ IN) / 2 (HIGH AND LOW)= 595 SQ IN.

/ NFA OF RIDGE VENT= RIDGE VENTS NEEDED: 33.05 LF

/ NFA OF SOFFIT VENT= SOFFIT VENT NEEDED: 66.11 LF

ACTUAL RIDGE VENTS PROVIDED: 32 LF
ACTUAL LOW VENTS PROVIDED: 66 LF

ALL TRUSS HEELS OVER HEATED SPACE TO ALLOW FOR INSULATION PER CODE UNLESS NOTED OTHERWISE- TRUSS HEELS OVER UNHEATED SPACE SHALL BE STANDARD HEIGHT.

PORCH ROOF

ATTIC VENTILATION CALCULATIONS

TOTAL SQ FT OF ROOF AREA: 283 S.F.
SOFFIT VENT NET FREE AREA= 9 SQ IN. PER LINEAL FOOT

283 S.F. * 1/150 (CODE REQUIREMENT) * 144(CONVERTS TO SQ IN) (LOW)= 270 SQ IN.

NFA OF SOFFIT VENT= SOFFIT VENT NEEDED: 30.2 LF

ACTUAL LOW VENTS PROVIDED: 30 LF

3 CAR GARAGE ROOF

ATTIC VENTILATION CALCULATIONS

TOTAL SQ FT OF ROOF AREA: 220 S.F.
RIDGE VENT NET FREE AREA= 18 SQ IN. PER LINEAL FOOT
SOFFIT VENT NET FREE AREA= 9 SQ IN. PER LINEAL FOOT

220 S.F. * 1/300 (CODE REQUIREMENT) * 144(CONVERTS TO SQ IN) / 2 (HIGH AND LOW)= 53 SQ IN.

/ NFA OF RIDGE VENT= RIDGE VENTS NEEDED: 2.94 LF

/ NFA OF SOFFIT VENT= SOFFIT VENT NEEDED: 5.8 LF

ACTUAL RIDGE VENTS PROVIDED: 4 LF
ACTUAL LOW VENTS PROVIDED: 8 LF

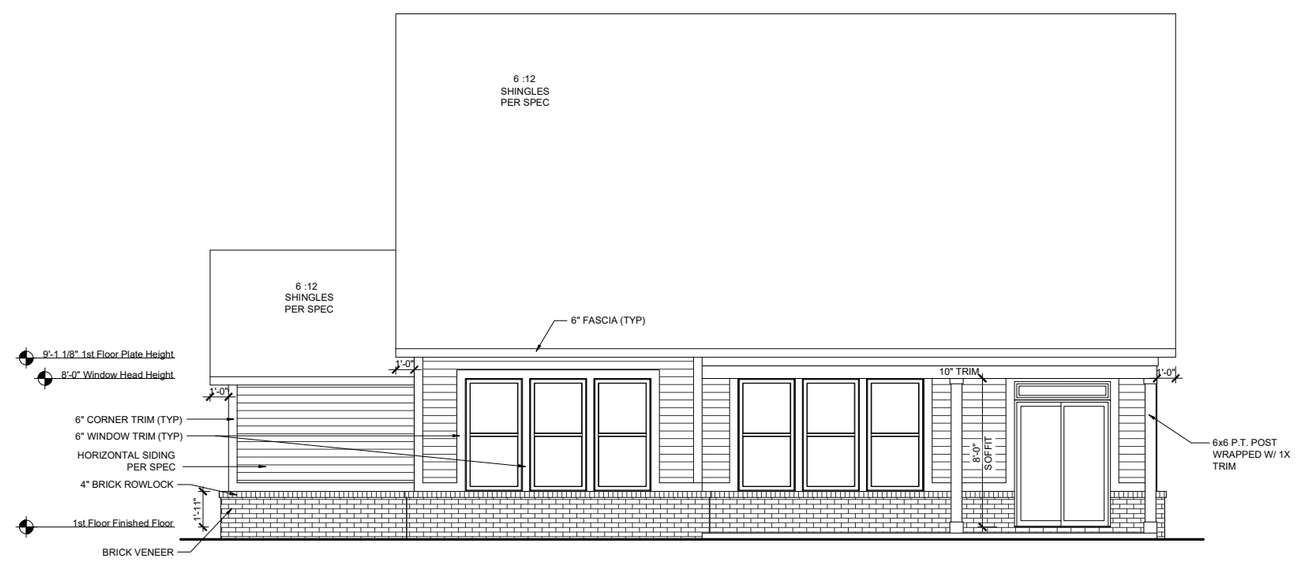

REAR ELEVATION - ACL

SCALE: 1/8"=1'-0" (11"x17" SHEET SIZE)
SCALE: 1/4"=1'-0" (24"x36" SHEET SIZE)

REV.	DATE
v1.1	02-03-22
v1.2	04-01-23

These plans are the property of Beazer Homes and may not be reproduced, changed or copied without the expressed written consent of Beazer Homes, nor are they to be assigned to a third party without obtaining said written consent.

© 2018 Beazer Homes USA, Inc.
Unpublished work

BEAZER HOMES

COLONNADE D

IND V184 1.2

Elevation Plans

Front Elevation ACL

drawn by: GMD
checked by: MW
date: 03-30-21
sheet number: A-3.4

Plot Date: 6/28/2023 5:33:58 PM; By: Amit Das

LEFT ELEVATION - ACL

SCALE: 1/8"=1'-0" (11"x17" SHEET SIZE)
SCALE: 1/4"=1'-0" (24"x36" SHEET SIZE)

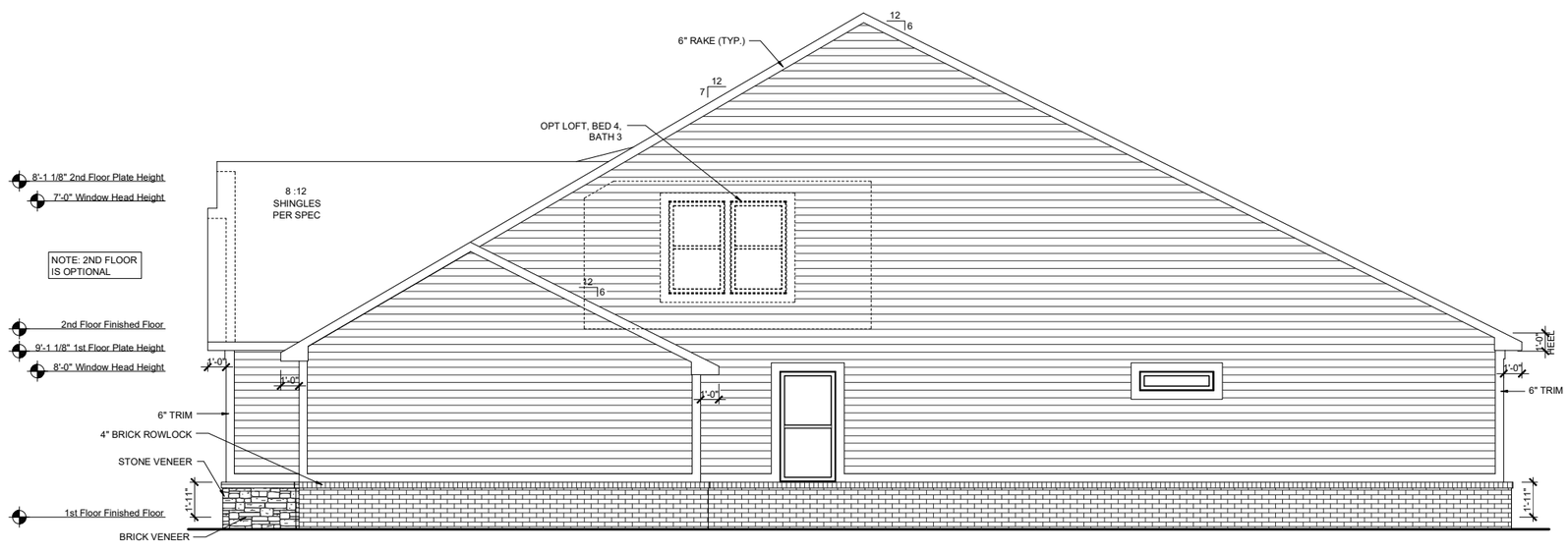

RIGHT ELEVATION - ACL

SCALE: 1/8"=1'-0" (11"x17" SHEET SIZE)
SCALE: 1/4"=1'-0" (24"x36" SHEET SIZE)

REV.	DATE
v1.1	02-03-22
v1.2	04-01-23

These plans are the property of Beazer Homes and may not be reproduced, changed or copied without the expressed written consent of Beazer Homes, nor are they to be assigned to a third party without obtaining said written consent.

© 2018 Beazer Homes USA, Inc.
Unpublished work

BEAZER HOMES

COLONNADE D

IND V184 1.2

Elevation Plans

Side Elevations ACL

drawn by: GMD
checked by: MW
date: 03-30-21
sheet number: A-3.5

Plot Date: 6/28/2023 5:34:02 PM; By: Amit Das

Square Footages				
Area	Elev TRL	Elev ACL	Elev FHL	Elev COL
First Floor	1294 SF	1294 SF	1294 SF	1294 SF
Second Floor	1614 SF	1622 SF	1627 SF	1622 SF
Total Living	2908 SF	2916 SF	2921 SF	2916 SF
Garage	656 SF	656 SF	656 SF	656 SF
Porch	31 SF	32 SF	89 SF	89 SF
Total Under Roof	3595 SF	3604 SF	3666 SF	3661 SF

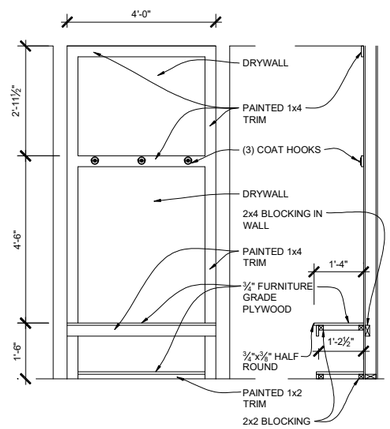

Ⓐ MUD BENCH DETAIL
SCALE: 1/4"=1'-0" (11"x17" SHEET SIZE)
SCALE: 1/2"=1'-0" (24"x36" SHEET SIZE)

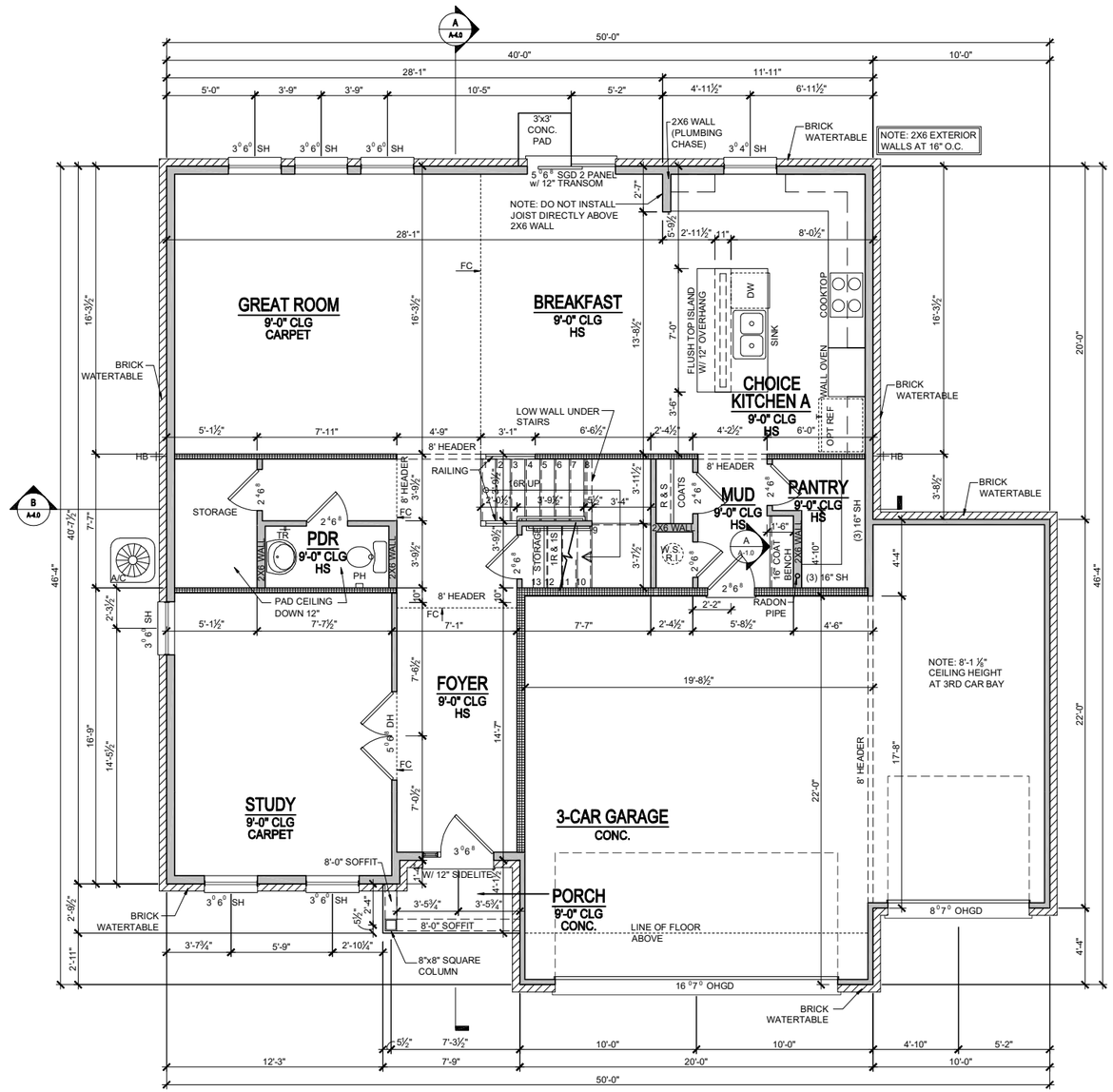

1st FLOOR PLAN - TRL
SCALE: 1/8"=1'-0" (11"x17" SHEET SIZE)
SCALE: 1/4"=1'-0" (24"x36" SHEET SIZE)

REV.	DATE
v1.1	10-23-19
v1.2	01-21-21
v1.3	06-15-21
v1.4	02-03-22
v1.5	04-01-23

These plans are the property of Beazer Homes and may not be reproduced, changed or copied without the expressed written consent of Beazer Homes, nor are they to be assigned to a third party without obtaining said written consent.

© 2011 Beazer Homes USA, Inc.
Unpublished work

BEAZER HOMES

COLONNADE D

IND V127 v1.5

Floor Plans

First Floor Plan

drawn by: Pinnacle
checked by: MW
date: 07-01-19
sheet number: A-1.0

Plot Date: 7/11/2023 9:08:31 AM; By: Michael Witteknd

Square Footages				
Area	**Elev TRL**	**Elev ACL**	**Elev FHL**	**Elev COL**
First Floor	1294 SF	1294 SF	1294 SF	1294 SF
Second Floor	1614 SF	1622 SF	1627 SF	1622 SF
Total Living	2908 SF	2916 SF	2921 SF	2916 SF
Garage	656 SF	656 SF	656 SF	656 SF
Porch	31 SF	32 SF	89 SF	89 SF
Total Under Roof	3595 SF	3604 SF	3666 SF	3661 SF

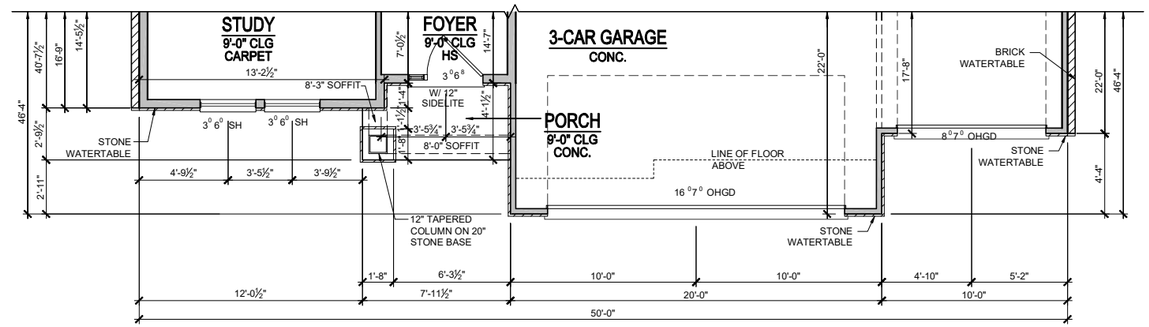

1st FLOOR PLAN - ACL

SCALE: 1/8"=1'-0" (11"x17" SHEET SIZE)
SCALE: 1/4"=1'-0" (24"x36" SHEET SIZE)

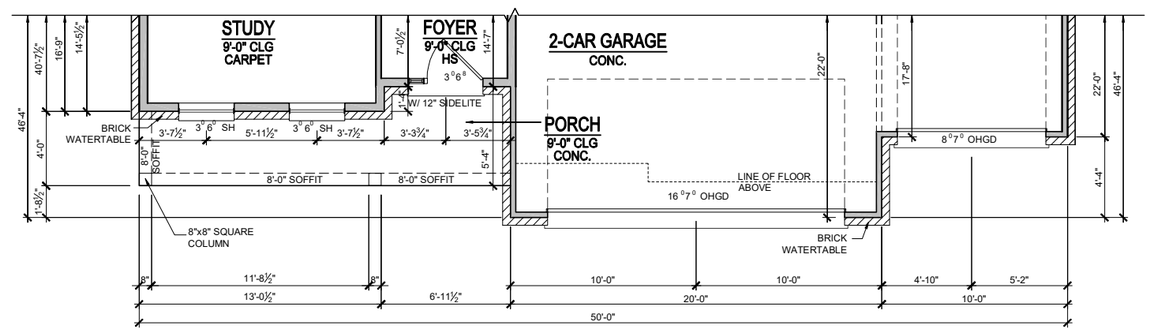

1st FLOOR PLAN - FHL

SCALE: 1/8"=1'-0" (11"x17" SHEET SIZE)
SCALE: 1/4"=1'-0" (24"x36" SHEET SIZE)

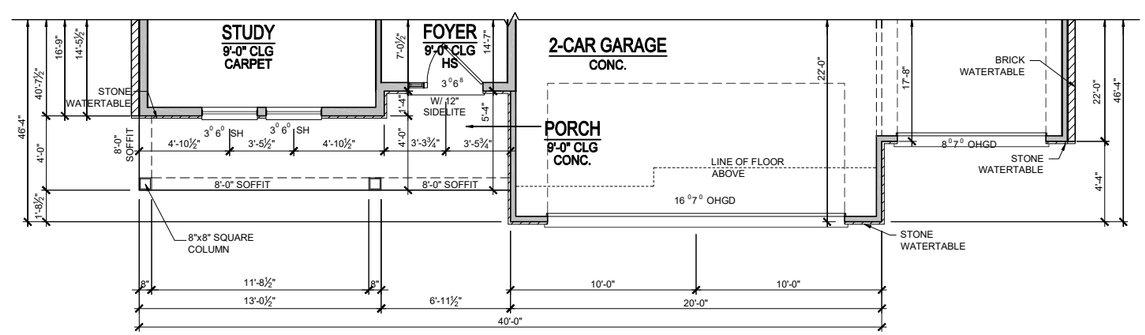

1st FLOOR PLAN - COL

SCALE: 1/8"=1'-0" (11"x17" SHEET SIZE)
SCALE: 1/4"=1'-0" (24"x36" SHEET SIZE)

REV.	DATE
v1.1	10-23-19
v1.2	01-21-21
v1.3	06-15-21
v1.4	02-03-22
v1.5	04-01-23

These plans are the property of Beazer Homes and may not be reproduced, changed or copied without the expressed written consent of Beazer Homes, nor are they to be assigned to a third party without obtaining said written consent.

© 2011 Beazer Homes USA, Inc.
Unpublished work

BEAZER HOMES

IND V127 | v1.5

Floor Plans

First Floor Partials

COLONNADE D

drawn by: Pinnacle
checked by: MW
date: 07-01-19
sheet number: A-1.1

Plot Date: 7/11/2023 9:08:33 AM; By: Michael Wittekind

Square Footages				
Area	Elev TRL	Elev ACL	Elev FHL	Elev COL
First Floor	1294 SF	1294 SF	1294 SF	1294 SF
Second Floor	1614 SF	1622 SF	1627 SF	1622 SF
Total Living	2908 SF	2916 SF	2921 SF	2916 SF
Garage	656 SF	656 SF	656 SF	656 SF
Porch	31 SF	32 SF	89 SF	89 SF
Total Under Roof	3595 SF	3604 SF	3666 SF	3661 SF

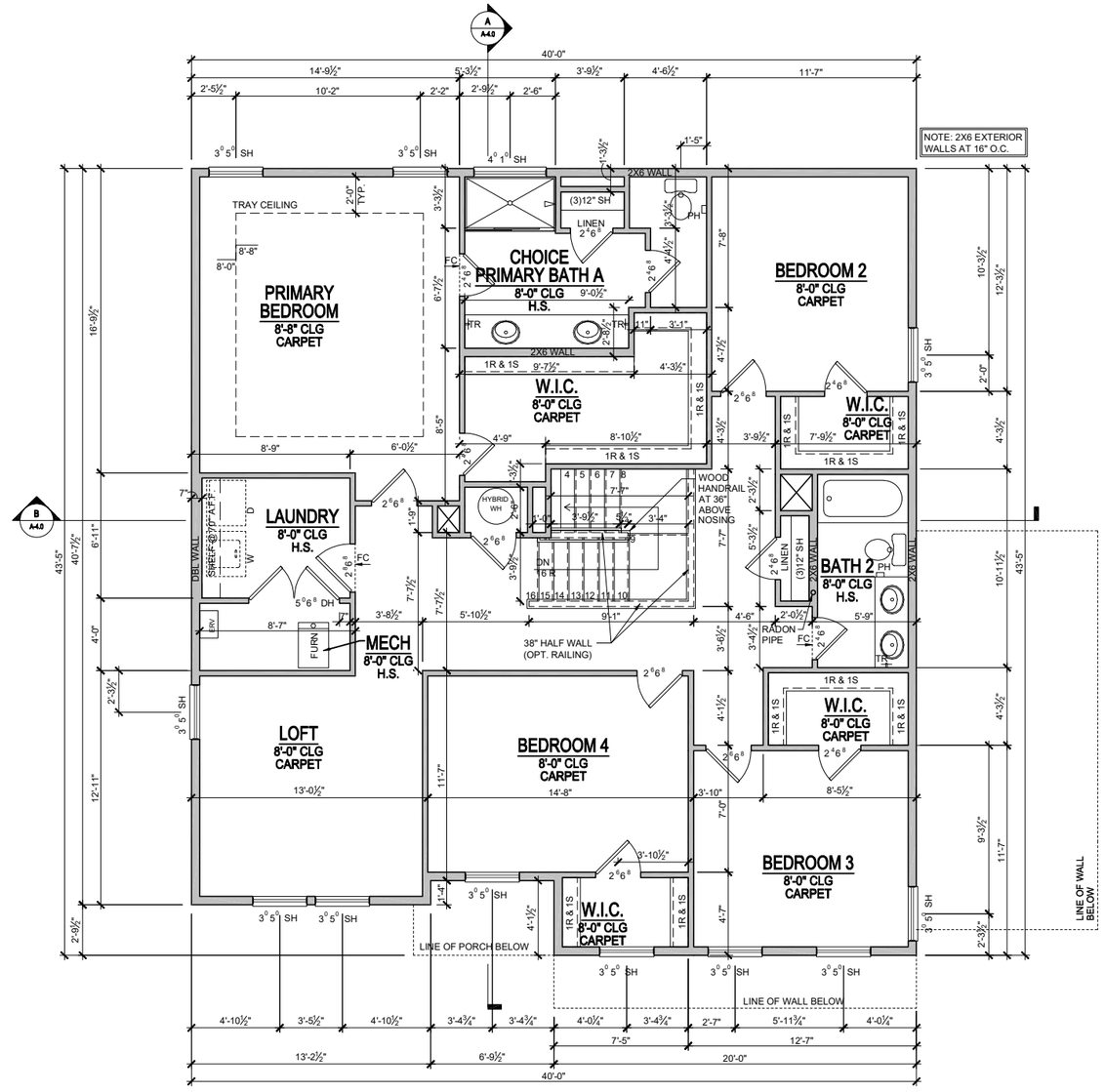

2nd FLOOR PLAN - TRL

SCALE: 1/8"=1'-0" (11"x17" SHEET SIZE)
SCALE: 1/4"=1'-0" (24"x36" SHEET SIZE)

REV.	DATE
v1.1	10-23-19
v1.2	01-21-21
v1.3	06-15-21
v1.4	02-03-22
v1.5	04-01-23

These plans are the property of Beazer Homes and may not be reproduced, changed or copied without the expressed written consent of Beazer Homes, nor are they to be assigned to a third party without obtaining said written consent.

© 2011 Beazer Homes USA, Inc.
Unpublished work

BEAZER HOMES

COLONNADE D

IND V127 v1.5

Floor Plans

Second Floor Plan

drawn by: Pinnacle
checked by: MW
date: 07-01-19
sheet number: A-2.0

Plot Date: 7/11/2023 9:08:35 AM; By: Michael Wittekind

Square Footages				
Area	**Elev TRL**	**Elev ACL**	**Elev FHL**	**Elev COL**
First Floor	1294 SF	1294 SF	1294 SF	1294 SF
Second Floor	1614 SF	1622 SF	1627 SF	1622 SF
Total Living	2908 SF	2916 SF	2921 SF	2916 SF
Garage	656 SF	656 SF	656 SF	656 SF
Porch	31 SF	32 SF	89 SF	89 SF
Total Under Roof	3595 SF	3604 SF	3666 SF	3661 SF

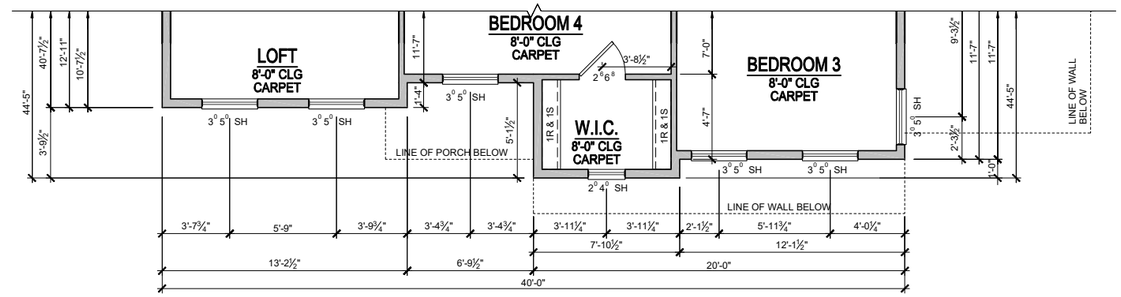

2nd FLOOR PLAN - ACL

SCALE: 1/8"=1'-0" (11"x17" SHEET SIZE)
SCALE: 1/4"=1'-0" (24"x36" SHEET SIZE)

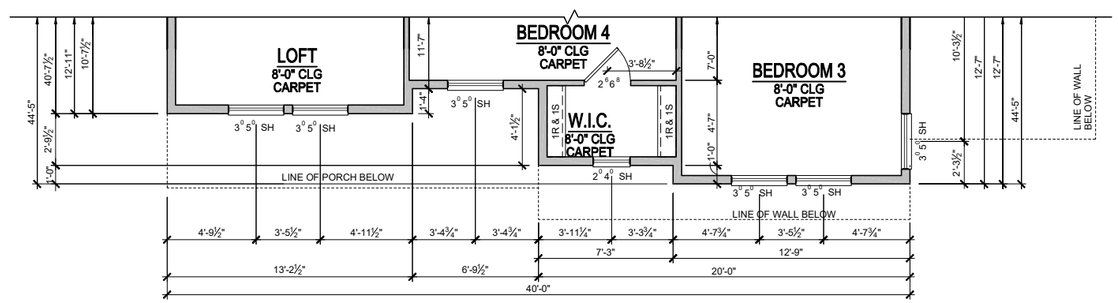

2nd FLOOR PLAN - FHL

SCALE: 1/8"=1'-0" (11"x17" SHEET SIZE)
SCALE: 1/4"=1'-0" (24"x36" SHEET SIZE)

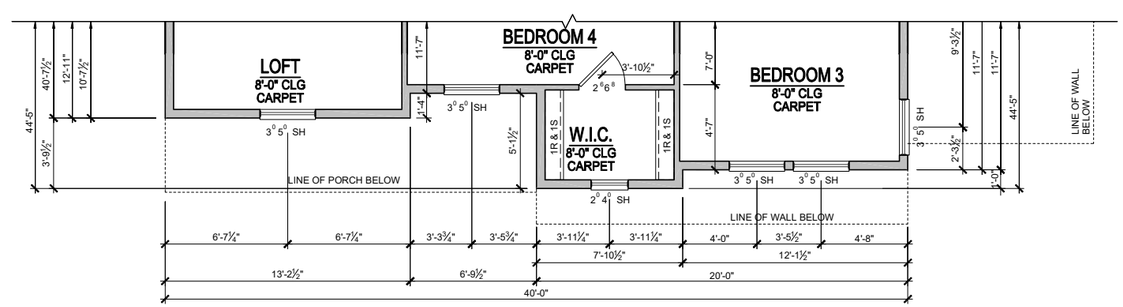

2nd FLOOR PLAN - COL

SCALE: 1/8"=1'-0" (11"x17" SHEET SIZE)
SCALE: 1/4"=1'-0" (24"x36" SHEET SIZE)

REV.	DATE
v1.1	10-23-19
v1.2	01-21-21
v1.3	06-15-21
v1.4	02-03-22
v1.5	04-01-23

These plans are the property of Beazer Homes and may not be reproduced, changed or copied without the expressed written consent of Beazer Homes, nor are they to be assigned to a third party without obtaining said written consent.

© 2011 Beazer Homes USA, Inc.
Unpublished work

BEAZER HOMES

COLONNADE D

IND V127 v1.5

Floor Plans

Second Floor Partials

drawn by: Pinnacle
checked by: MW
date: 07-01-19
sheet number: A-2.1

Plot Date: 7/11/2023 9:08:38 AM; By: Michael Wittekind

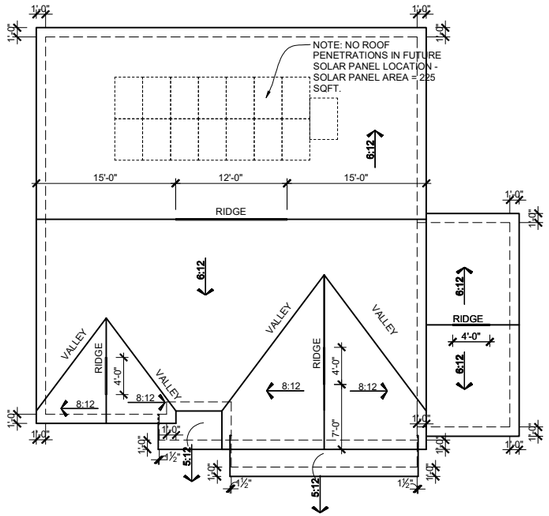

ROOF PLAN - TRL

SCALE: 1/16"=1'-0" (11"x17" SHEET SIZE)
SCALE: 1/8"=1'-0" (24"x36" SHEET SIZE)

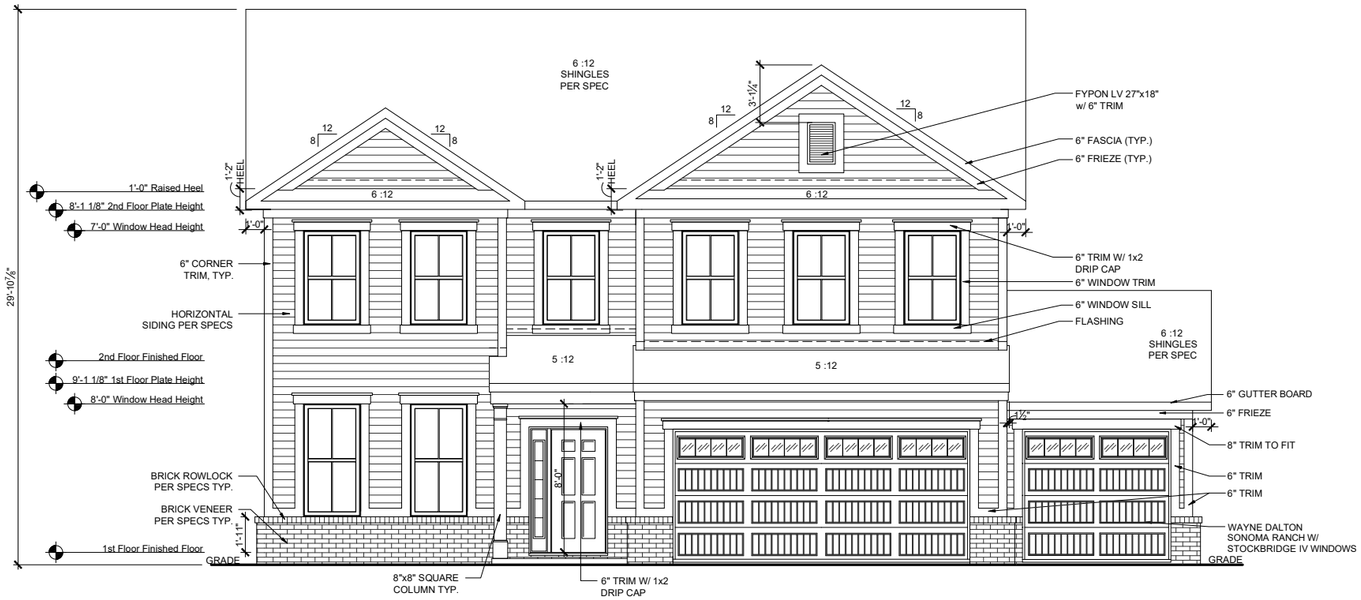

FRONT ELEVATION- TRL

SCALE: 1/8"=1'-0" (11"x17" SHEET SIZE)
SCALE: 1/4"=1'-0" (24"x36" SHEET SIZE)

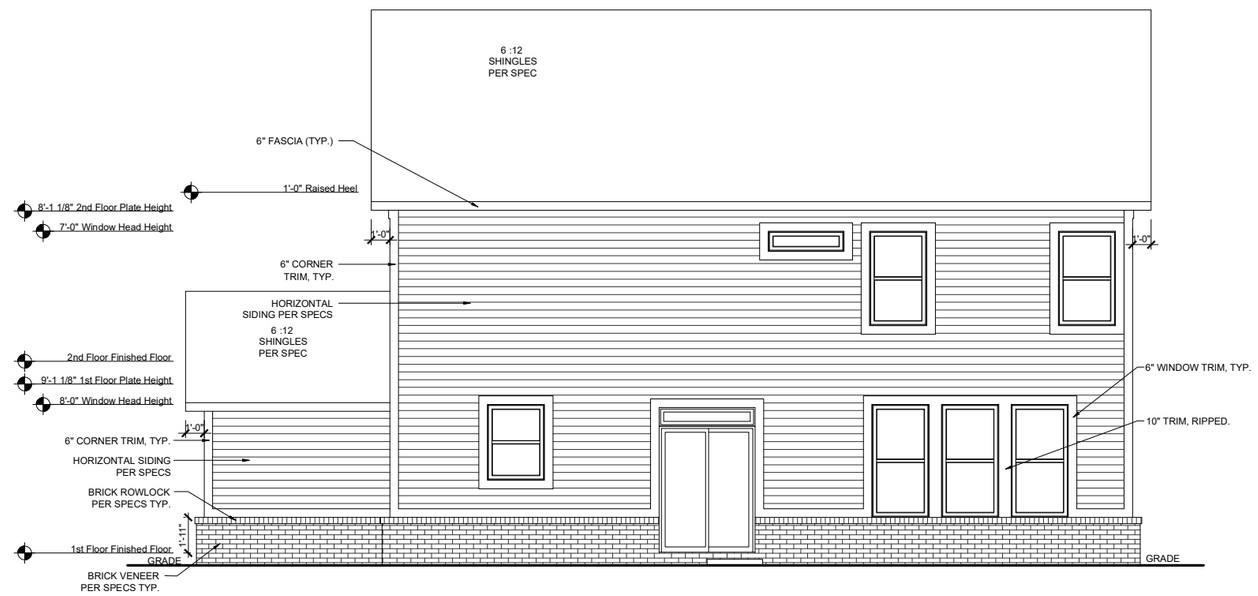

REAR ELEVATION- TRL

SCALE: 1/8"=1'-0" (11"x17" SHEET SIZE)
SCALE: 1/4"=1'-0" (24"x36" SHEET SIZE)

MAIN ROOF

ATTIC VENTILATION CALCULATIONS

TOTAL SQ FT OF ROOF AREA: 1673 S.F.
RIDGE VENT NET FREE AREA= 18 SQ IN. PER LINEAL FOOT
SOFFIT VENT NET FREE AREA= 9 SQ IN. PER LINEAL FOOT

1673 S.F. * 1/300 (CODE REQUIREMENT) * 144(CONVERTS TO SQ IN) / 2 (HIGH AND LOW)= 402 SQ IN.

/ NFA OF RIDGE VENT= RIDGE VENTS NEEDED: 22.33 LF

/ NFA OF SOFFIT VENT= SOFFIT VENT NEEDED: 44.66 LF

ACTUAL RIDGE VENTS PROVIDED: 20 LF
ACTUAL LOW VENTS PROVIDED: 44 LF

ALL TRUSS HEELS OVER HEATED SPACE TO ALLOW FOR INSULATION PER CODE UNLESS NOTED OTHERWISE- TRUSS HEELS OVER UNHEATED SPACE SHALL BE STANDARD HEIGHT.

PORCH ROOF

ATTIC VENTILATION CALCULATIONS

TOTAL SQ FT OF ROOF AREA: 31 S.F.
SOFFIT VENT NET FREE AREA= 9 SQ IN. PER LINEAL FOOT

31 S.F. * 1/150 (CODE REQUIREMENT) * 144(CONVERTS TO SQ IN) (LOW)= 30 SQ IN.

NFA OF SOFFIT VENT= SOFFIT VENT NEEDED: 3.33 LF

ACTUAL LOW VENTS PROVIDED: 4 LF

GARAGE ROOF

ATTIC VENTILATION CALCULATIONS

TOTAL SQ FT OF ROOF AREA: 52 S.F.
SOFFIT VENT NET FREE AREA= 9 SQ IN. PER LINEAL FOOT

52 S.F. * 1/150 (CODE REQUIREMENT) * 144(CONVERTS TO SQ IN) (LOW)= 50 SQ IN.

NFA OF SOFFIT VENT= SOFFIT VENT NEEDED: 5.55 LF

ACTUAL LOW VENTS PROVIDED: 4 LF

3RD GARAGE ROOF

ATTIC VENTILATION CALCULATIONS

TOTAL SQ FT OF ROOF AREA: 220 S.F.
RIDGE VENT NET FREE AREA= 18 SQ IN. PER LINEAL FOOT
SOFFIT VENT NET FREE AREA= 9 SQ IN. PER LINEAL FOOT

220 S.F. * 1/300 (CODE REQUIREMENT) * 144(CONVERTS TO SQ IN) / 2 (HIGH AND LOW)= 53 SQ IN.

/ NFA OF RIDGE VENT= RIDGE VENTS NEEDED: 2.94 LF

/ NFA OF SOFFIT VENT= SOFFIT VENT NEEDED: 5.8 LF

ACTUAL RIDGE VENTS PROVIDED: 4 LF
ACTUAL LOW VENTS PROVIDED: 8 LF

ALL TRUSS HEELS OVER HEATED SPACE TO ALLOW FOR INSULATION PER CODE UNLESS NOTED OTHERWISE- TRUSS HEELS OVER UNHEATED SPACE SHALL BE STANDARD HEIGHT.

Plot Date: 7/11/2023 9:08:51 AM; By: Michael Witteklind

REV.	DATE
v1.1	10-23-19
v1.2	01-21-21
v1.3	06-15-21
v1.4	02-03-22
v1.5	04-01-23

These plans are the property of Beazer Homes and may not be reproduced, changed or copied without the expressed written consent of Beazer Homes, nor are they to be assigned to a third party without obtaining said written consent.

© 2011 Beazer Homes USA, Inc.
Unpublished work

BEAZER HOMES

COLONNADE D

IND V127 v1.5

Elevation Plans

Front Elevation TRL

drawn by: Pinnacle
checked by: MW
date: 07-01-19
sheet number: A-3.0

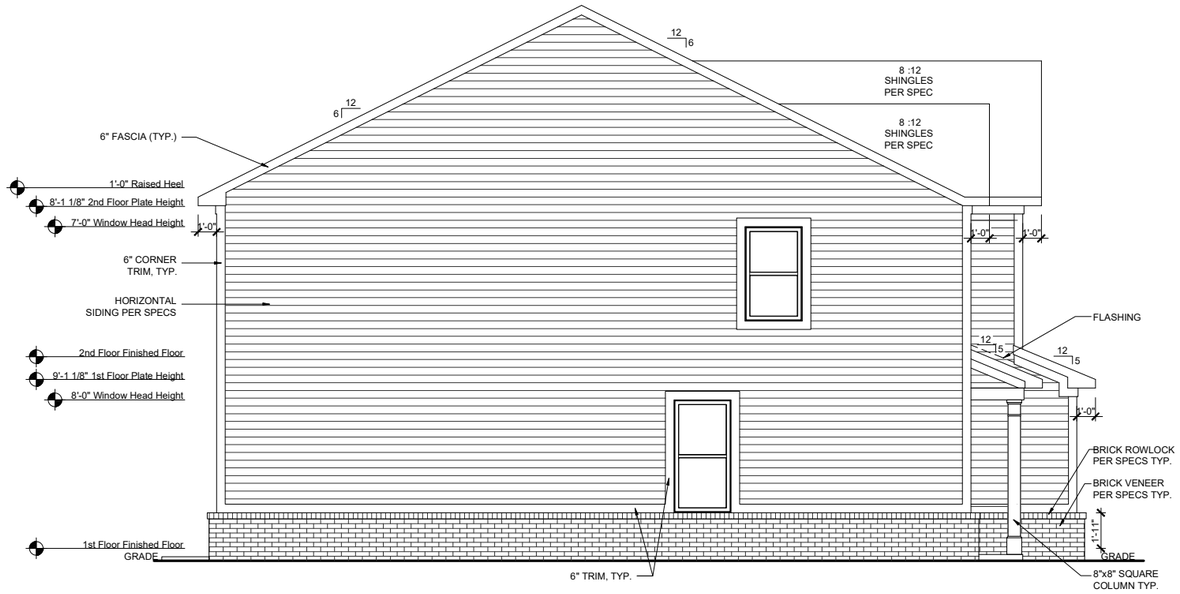

LEFT ELEVATION-TRL

SCALE: 1/8"=1'-0" (11"x17" SHEET SIZE)
SCALE: 1/4"=1'-0" (24"x36" SHEET SIZE)

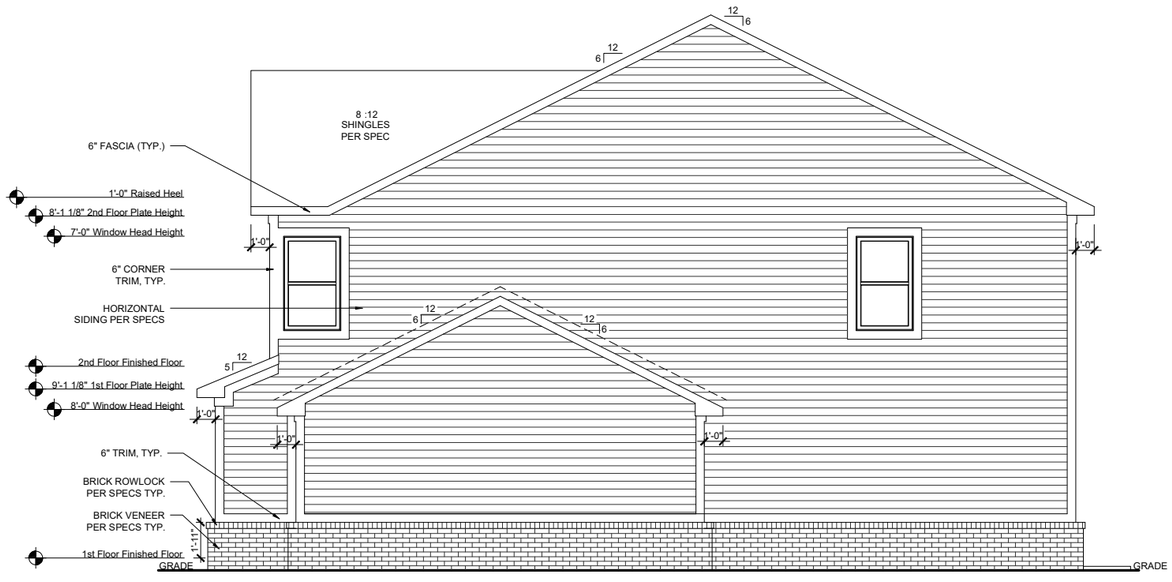

RIGHT ELEVATION- TRL

SCALE: 1/8"=1'-0" (11"x17" SHEET SIZE)
SCALE: 1/4"=1'-0" (24"x36" SHEET SIZE)

Plot Date: 7/11/2023 9:09:03 AM; By: Michael Witteknd

REV.	DATE
v1.1	10-23-19
v1.2	01-21-21
v1.3	06-15-21
v1.4	02-03-22
v1.5	04-01-23

These plans are the property of Beazer Homes and may not be reproduced, changed or copied without the expressed written consent of Beazer Homes, nor are they to be assigned to a third party without obtaining said written consent.

© 2011 Beazer Homes USA, Inc.
Unpublished work

BEAZER HOMES

COLONNADE D

IND V127 v1.5

Elevation Plans

Side Elevations TRL

drawn by: Pinnacle
checked by: MW
date: 07-01-19
sheet number: A-3.1

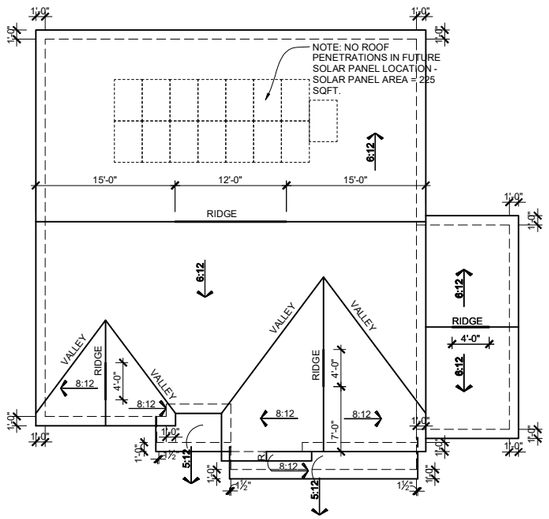

ROOF PLAN - ACL

SCALE: 1/16"=1'-0" (11"x17" SHEET SIZE)
SCALE: 1/8"=1'-0" (24"x36" SHEET SIZE)

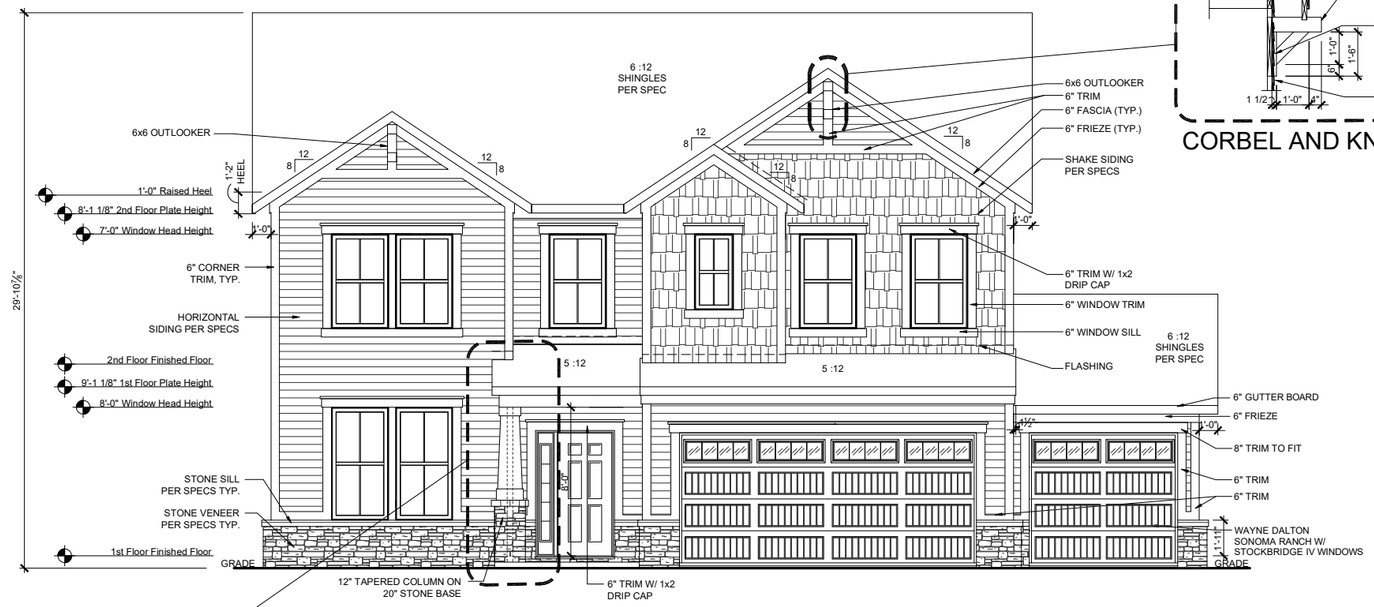

FRONT ELEVATION- ACL

SCALE: 1/8"=1'-0" (11"x17" SHEET SIZE)
SCALE: 1/4"=1'-0" (24"x36" SHEET SIZE)

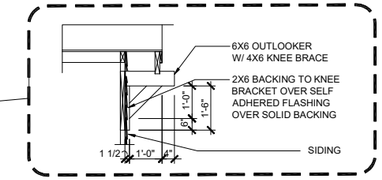

CORBEL AND KNEE BRACE

MAIN ROOF

ATTIC VENTILATION CALCULATIONS

TOTAL SQ FT OF ROOF AREA: 1679 S.F.
RIDGE VENT NET FREE AREA= 18 SQ IN. PER LINEAL FOOT
SOFFIT VENT NET FREE AREA= 9 SQ IN. PER LINEAL FOOT

1679 S.F. * 1/300 (CODE REQUIREMENT) * 144(CONVERTS TO SQ IN) / 2 (HIGH AND LOW)= 403 SQ IN.

/ NFA OF RIDGE VENT= RIDGE VENTS NEEDED: 22.38 LF

/ NFA OF SOFFIT VENT= SOFFIT VENT NEEDED: 44.77LF

ACTUAL RIDGE VENTS PROVIDED: 20 LF
ACTUAL LOW VENTS PROVIDED: 44 LF

ALL TRUSS HEELS OVER HEATED SPACE TO ALLOW FOR INSULATION PER CODE UNLESS NOTED OTHERWISE- TRUSS HEELS OVER UNHEATED SPACE SHALL BE STANDARD HEIGHT.

PORCH ROOF

ATTIC VENTILATION CALCULATIONS

TOTAL SQ FT OF ROOF AREA: 32 S.F.
SOFFIT VENT NET FREE AREA= 9 SQ IN. PER LINEAL FOOT

32 S.F. * 1/150 (CODE REQUIREMENT) * 144(CONVERTS TO SQ IN) (LOW)= 31 SQ IN.

NFA OF SOFFIT VENT= SOFFIT VENT NEEDED: 3.44 LF

ACTUAL LOW VENTS PROVIDED: 4 LF

GARAGE ROOF

ATTIC VENTILATION CALCULATIONS

TOTAL SQ FT OF ROOF AREA: 44 S.F.
SOFFIT VENT NET FREE AREA= 9 SQ IN. PER LINEAL FOOT

44 S.F. * 1/150 (CODE REQUIREMENT) * 144(CONVERTS TO SQ IN) (LOW)= 42 SQ IN.

NFA OF SOFFIT VENT= SOFFIT VENT NEEDED: 4.66 LF

ACTUAL LOW VENTS PROVIDED: 4 LF

3RD GARAGE ROOF

ATTIC VENTILATION CALCULATIONS

TOTAL SQ FT OF ROOF AREA: 220 S.F.
RIDGE VENT NET FREE AREA= 18 SQ IN. PER LINEAL FOOT
SOFFIT VENT NET FREE AREA= 9 SQ IN. PER LINEAL FOOT

220 S.F. * 1/300 (CODE REQUIREMENT) * 144(CONVERTS TO SQ IN) / 2 (HIGH AND LOW)= 53 SQ IN.

/ NFA OF RIDGE VENT= RIDGE VENTS NEEDED: 2.94 LF

/ NFA OF SOFFIT VENT= SOFFIT VENT NEEDED: 5.8 LF

ACTUAL RIDGE VENTS PROVIDED: 4 LF
ACTUAL LOW VENTS PROVIDED: 8 LF

ALL TRUSS HEELS OVER HEATED SPACE TO ALLOW FOR INSULATION PER CODE UNLESS NOTED OTHERWISE- TRUSS HEELS OVER UNHEATED SPACE SHALL BE STANDARD HEIGHT.

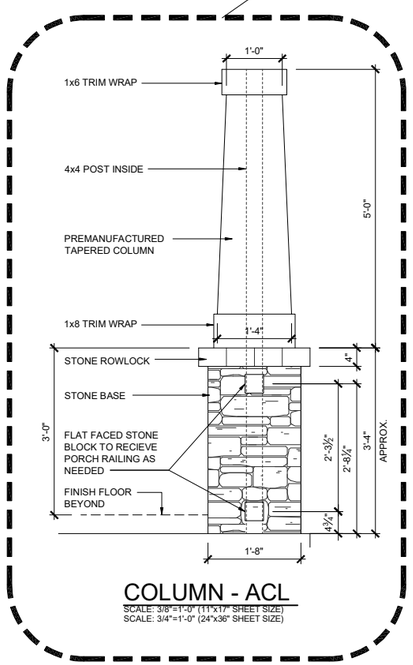

COLUMN - ACL

SCALE: 3/8"=1'-0" (11"x17" SHEET SIZE)
SCALE: 3/4"=1'-0" (24"x36" SHEET SIZE)

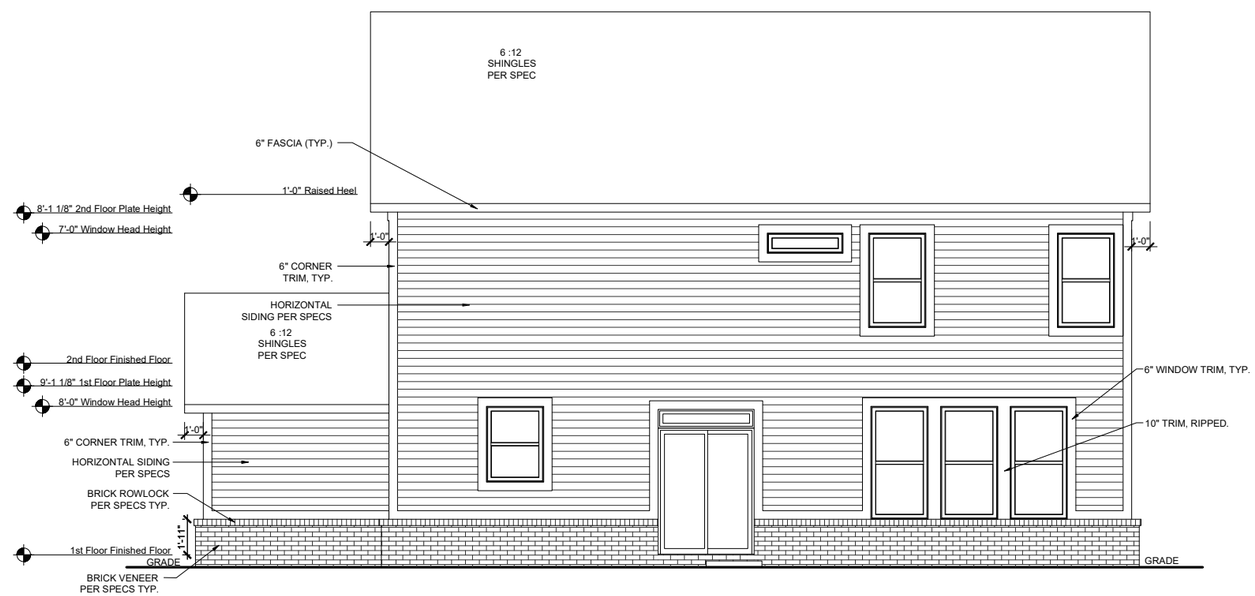

REAR ELEVATION- ACL

SCALE: 1/8"=1'-0" (11"x17" SHEET SIZE)
SCALE: 1/4"=1'-0" (24"x36" SHEET SIZE)

REV.	DATE
v1.1	10-23-19
v1.2	01-21-21
v1.3	06-15-21
v1.4	02-03-22
v1.5	04-01-23

These plans are the property of Beazer Homes and may not be reproduced, changed or copied without the expressed written consent of Beazer Homes, nor are they to be assigned to a third party without obtaining said written consent.

© 2011 Beazer Homes USA, Inc.
Unpublished work

BEAZER HOMES

COLONNADE D

IND V127 v1.5

Elevation Plans

Front Elevation ACL

drawn by: Pinnacle
checked by: MW
date: 07-01-19
sheet number: A-3.2

Plot Date: 7/11/2023 9:09:24 AM; By: Michael Wittekind

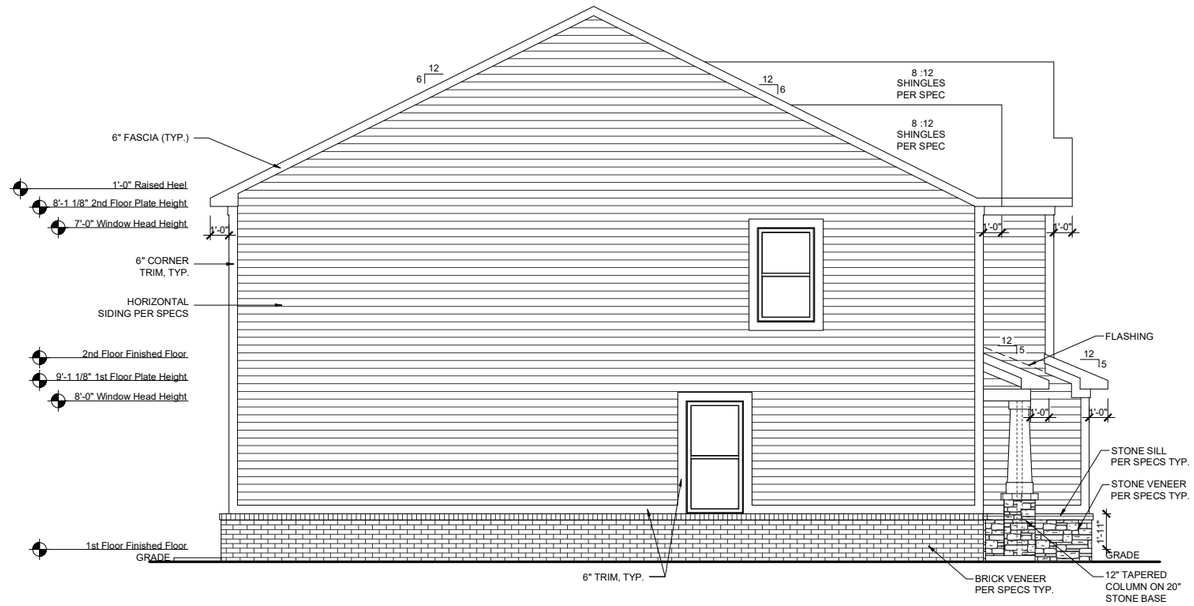

LEFT ELEVATION-ACL

SCALE: 1/8"=1'-0" (11"x17" SHEET SIZE)
SCALE: 1/4"=1'-0" (24"x36" SHEET SIZE)

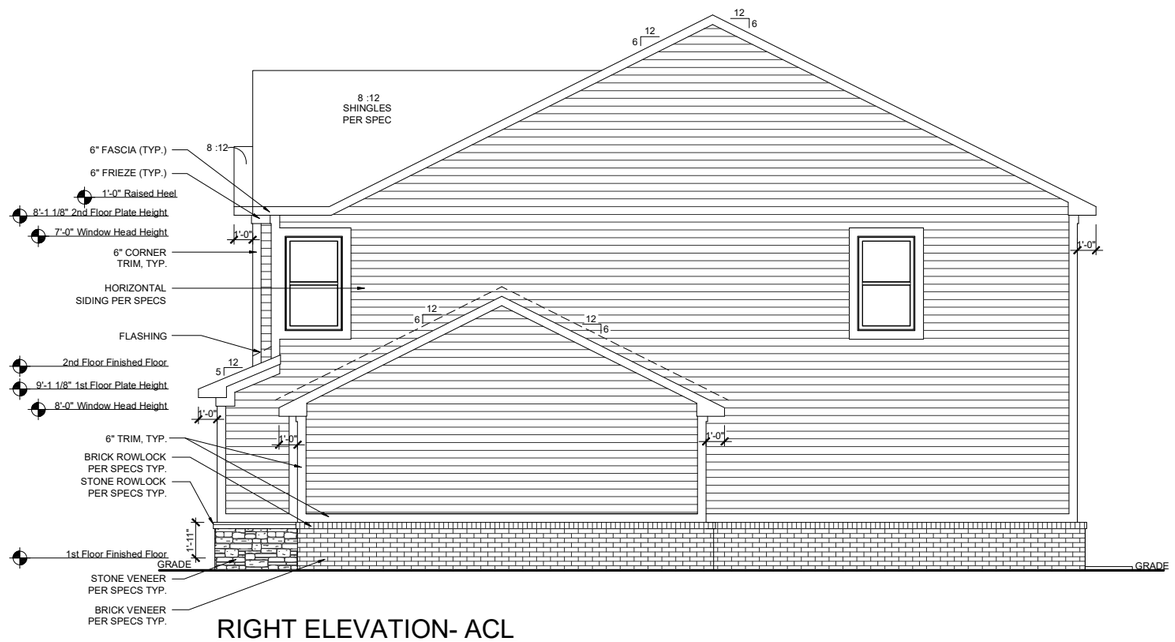

RIGHT ELEVATION- ACL

SCALE: 1/8"=1'-0" (11"x17" SHEET SIZE)
SCALE: 1/4"=1'-0" (24"x36" SHEET SIZE)

REV.	DATE
v1.1	10-23-19
v1.2	01-21-21
v1.3	06-15-21
v1.4	02-03-22
v1.5	04-01-23

These plans are the property of Beazer Homes and may not be reproduced, changed or copied without the expressed written consent of Beazer Homes, nor are they to be assigned to a third party without obtaining said written consent.

© 2011 Beazer Homes USA, Inc.
Unpublished work

BEAZER HOMES

COLONNADE D

IND V127 v1.5

Elevation Plans

Side Elevations ACL

drawn by: Pinnacle
checked by: MW
date: 07-01-19
sheet number: A-3.3

Plot Date: 7/11/2023 9:09:36 AM; By: Michael Witteknd

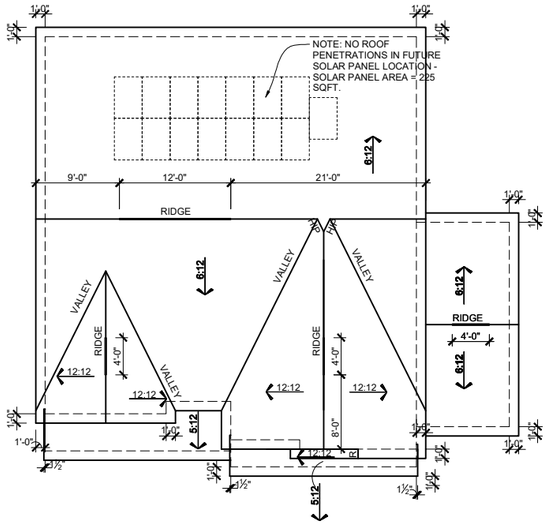

ROOF PLAN - FHL

SCALE: 1/16"=1'-0" (11"x17" SHEET SIZE)
SCALE: 1/8"=1'-0" (24"x36" SHEET SIZE)

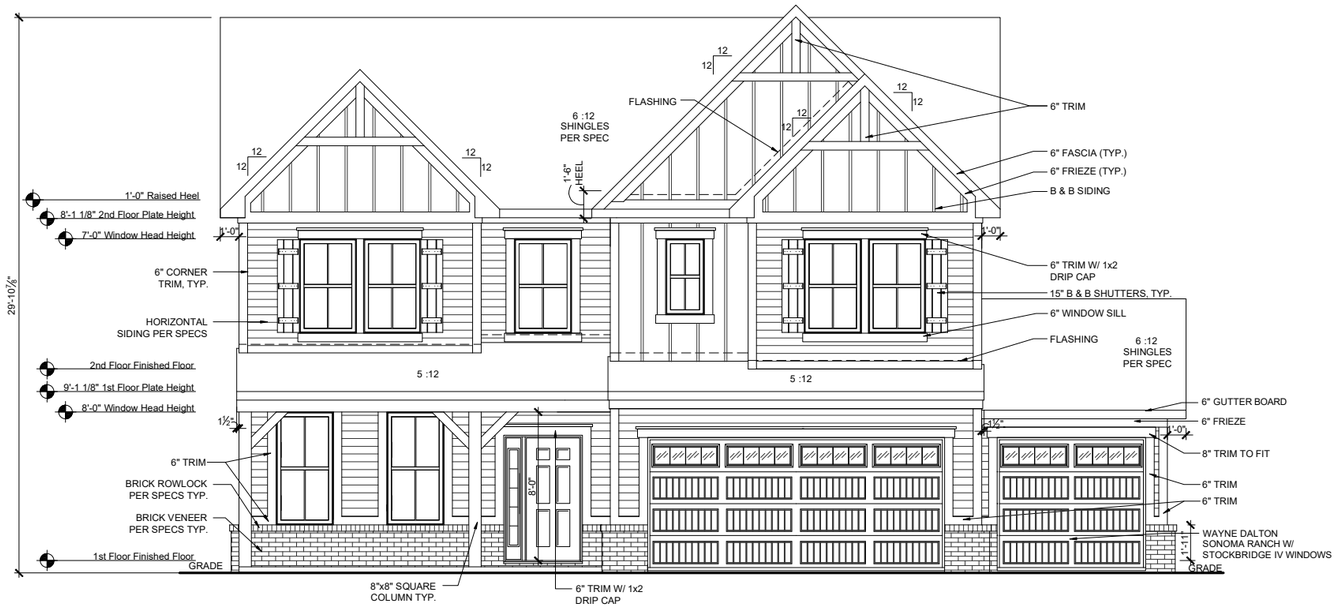

FRONT ELEVATION- FHL

SCALE: 1/8"=1'-0" (11"x17" SHEET SIZE)
SCALE: 1/4"=1'-0" (24"x36" SHEET SIZE)

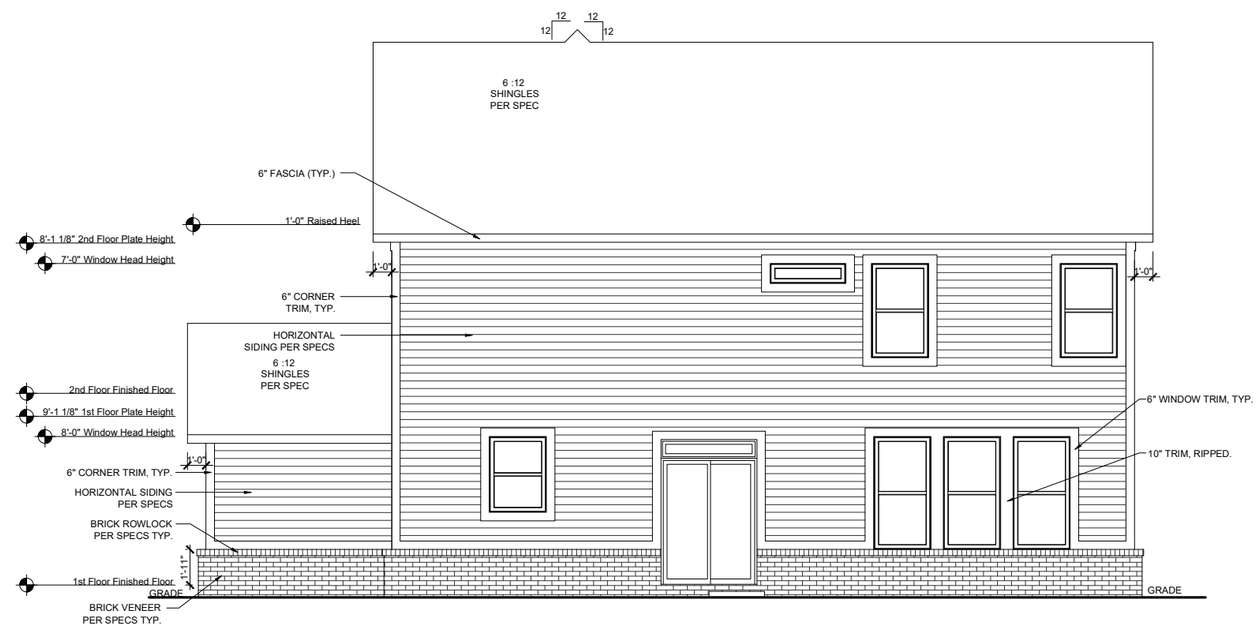

REAR ELEVATION- FHL

SCALE: 1/8"=1'-0" (11"x17" SHEET SIZE)
SCALE: 1/4"=1'-0" (24"x36" SHEET SIZE)

MAIN ROOF

ATTIC VENTILATION CALCULATIONS

TOTAL SQ FT OF ROOF AREA: 1684 S.F.
RIDGE VENT NET FREE AREA= 18 SQ IN. PER LINEAL FOOT
SOFFIT VENT NET FREE AREA= 9 SQ IN. PER LINEAL FOOT

1684 S.F. * 1/300 (CODE REQUIREMENT) * 144(CONVERTS TO SQ IN) / 2 (HIGH AND LOW)= 404 SQ IN.

/ NFA OF RIDGE VENT= RIDGE VENTS NEEDED: 22.44 LF

/ NFA OF SOFFIT VENT= SOFFIT VENT NEEDED: 44.88LF

ACTUAL RIDGE VENTS PROVIDED: 20 LF
ACTUAL LOW VENTS PROVIDED: 44 LF

ALL TRUSS HEELS OVER HEATED SPACE TO ALLOW FOR INSULATION PER CODE UNLESS NOTED OTHERWISE- TRUSS HEELS OVER UNHEATED SPACE SHALL BE STANDARD HEIGHT.

PORCH ROOF

ATTIC VENTILATION CALCULATIONS

TOTAL SQ FT OF ROOF AREA: 89 S.F.
SOFFIT VENT NET FREE AREA= 9 SQ IN. PER LINEAL FOOT

89 S.F. * 1/150 (CODE REQUIREMENT) * 144(CONVERTS TO SQ IN) (LOW)= 85 SQ IN.

NFA OF SOFFIT VENT= SOFFIT VENT NEEDED: 9.44 LF

ACTUAL LOW VENTS PROVIDED: 8 LF

GARAGE ROOF

ATTIC VENTILATION CALCULATIONS

TOTAL SQ FT OF ROOF AREA: 39 S.F.
SOFFIT VENT NET FREE AREA= 9 SQ IN. PER LINEAL FOOT

39 S.F. * 1/150 (CODE REQUIREMENT) * 144(CONVERTS TO SQ IN) (LOW)= 37 SQ IN.

NFA OF SOFFIT VENT= SOFFIT VENT NEEDED: 4.11 LF

ACTUAL LOW VENTS PROVIDED: 4 LF

3RD GARAGE ROOF

ATTIC VENTILATION CALCULATIONS

TOTAL SQ FT OF ROOF AREA: 220 S.F.
RIDGE VENT NET FREE AREA= 18 SQ IN. PER LINEAL FOOT
SOFFIT VENT NET FREE AREA= 9 SQ IN. PER LINEAL FOOT

220 S.F. * 1/300 (CODE REQUIREMENT) * 144(CONVERTS TO SQ IN) / 2 (HIGH AND LOW)= 53 SQ IN.

/ NFA OF RIDGE VENT= RIDGE VENTS NEEDED: 2.94 LF

/ NFA OF SOFFIT VENT= SOFFIT VENT NEEDED: 5.8 LF

ACTUAL RIDGE VENTS PROVIDED: 4 LF
ACTUAL LOW VENTS PROVIDED: 8 LF

ALL TRUSS HEELS OVER HEATED SPACE TO ALLOW FOR INSULATION PER CODE UNLESS NOTED OTHERWISE- TRUSS HEELS OVER UNHEATED SPACE SHALL BE STANDARD HEIGHT.

Plot Date: 7/11/2023 9:09:54 AM; By: Michael Wittekind

REV.	DATE
v1.1	10-23-19
v1.2	01-21-21
v1.3	06-15-21
v1.4	02-03-22
v1.5	04-01-23

These plans are the property of Beazer Homes and may not be reproduced, changed or copied without the expressed written consent of Beazer Homes, nor are they to be assigned to a third party without obtaining said written consent.

© 2011 Beazer Homes USA, Inc.
Unpublished work

BEAZER HOMES

COLONNADE D

IND V127 v1.5

Elevation Plans

Front Elevation FHL

drawn by: Pinnacle
checked by: MW
date: 07-01-19
sheet number:
A-3.4

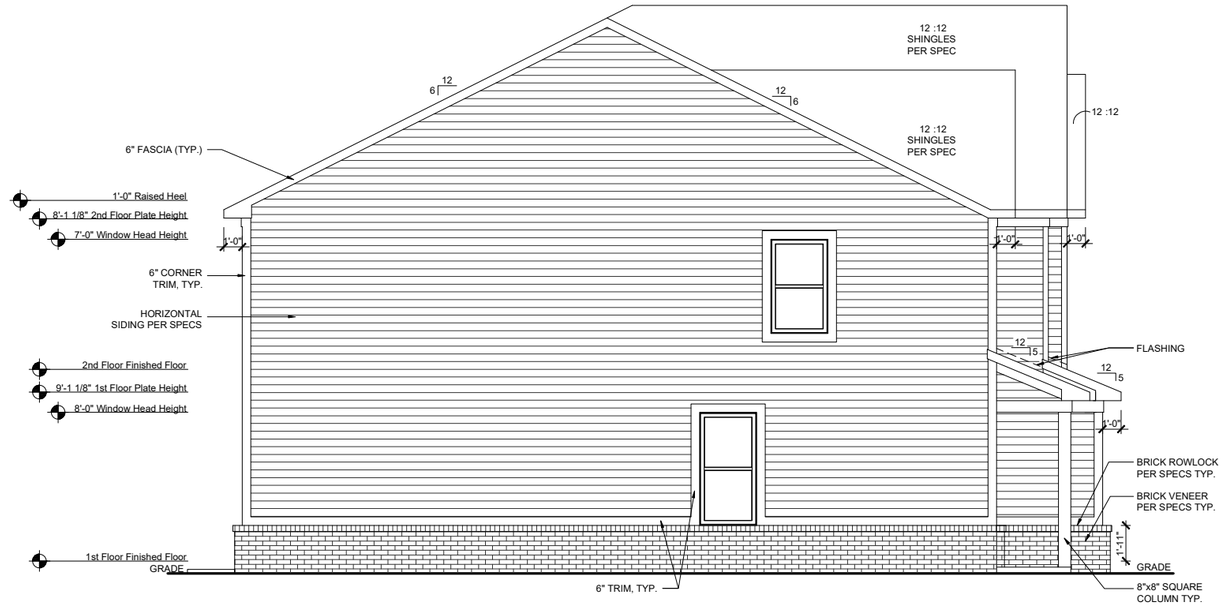

LEFT ELEVATION-FHL

SCALE: 1/8"=1'-0" (11"x17" SHEET SIZE)
SCALE: 1/4"=1'-0" (24"x36" SHEET SIZE)

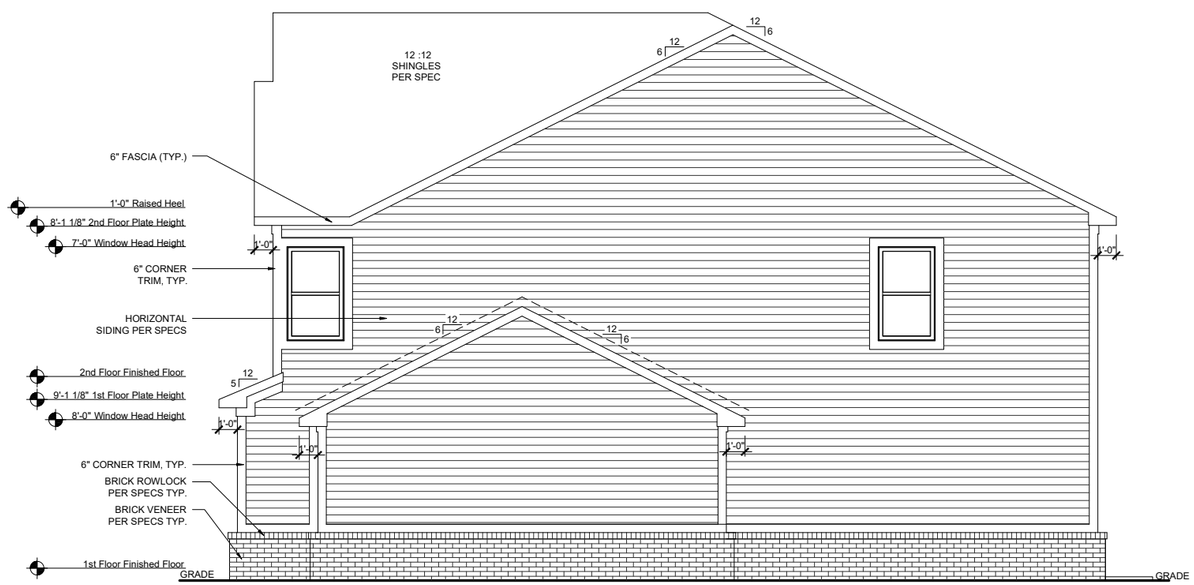

RIGHT ELEVATION- FHL

SCALE: 1/8"=1'-0" (11"x17" SHEET SIZE)
SCALE: 1/4"=1'-0" (24"x36" SHEET SIZE)

REV.	DATE
v1.1	10-23-19
v1.2	01-21-21
v1.3	06-15-21
v1.4	02-03-22
v1.5	04-01-23

These plans are the property of Beazer Homes and may not be reproduced, changed or copied without the expressed written consent of Beazer Homes, nor are they to be assigned to a third party without obtaining said written consent.

© 2011 Beazer Homes USA, Inc.
Unpublished work

BEAZER HOMES

COLONNADE D

IND V127 v1.5

Elevation Plans

Side Elevations FHL

drawn by: Pinnacle
checked by: MW
date: 07-01-19
sheet number: A-3.5

Plot Date: 7/11/2023 9:10:06 AM; By: Michael Wittekind

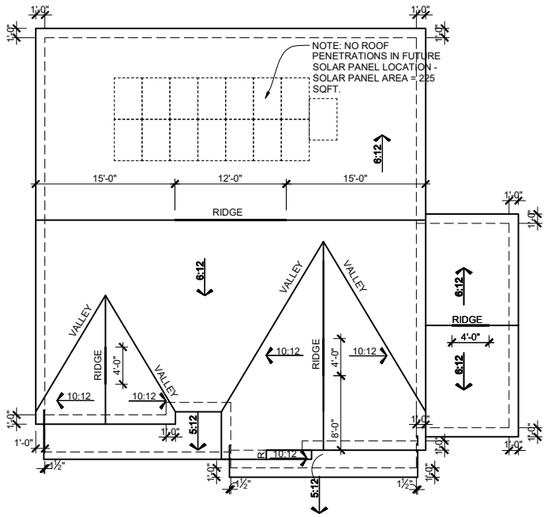

ROOF PLAN - COL

SCALE: 1/16"=1'-0" (11"x17" SHEET SIZE)
SCALE: 1/8"=1'-0" (24"x36" SHEET SIZE)

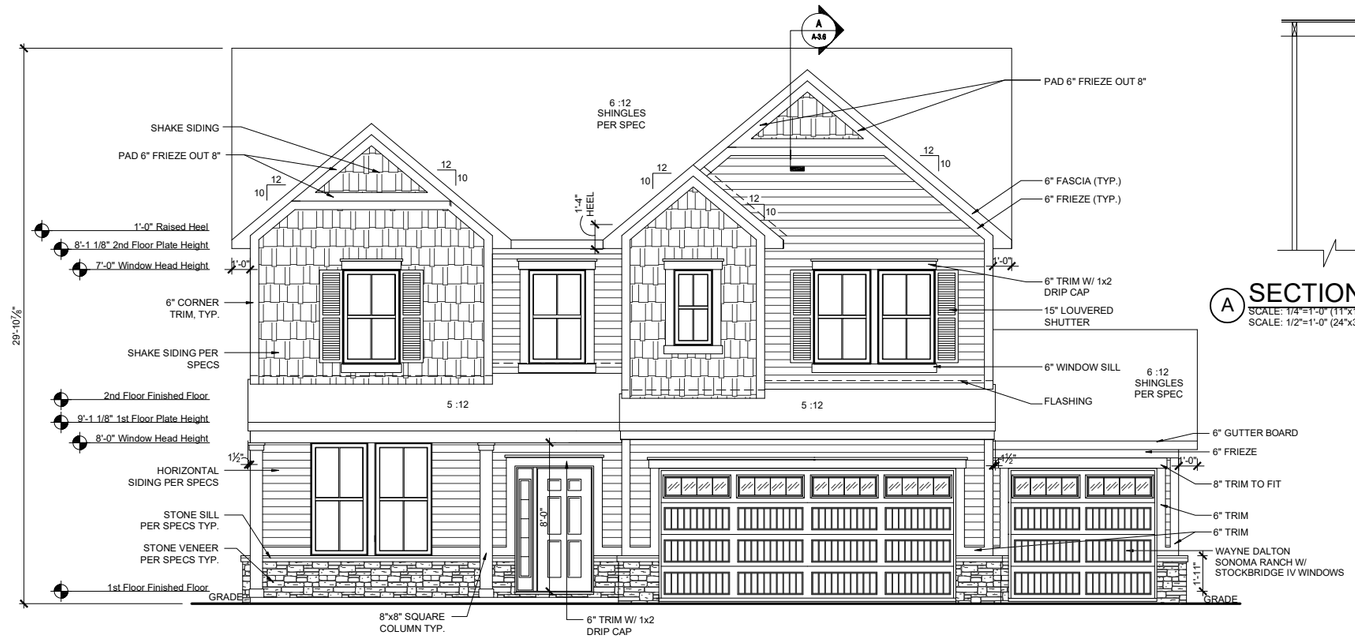

FRONT ELEVATION- COL

SCALE: 1/8"=1'-0" (11"x17" SHEET SIZE)
SCALE: 1/4"=1'-0" (24"x36" SHEET SIZE)

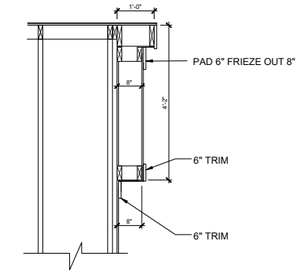

A SECTION AT GABLE

SCALE: 1/4"=1'-0" (11"x17" SHEET SIZE)
SCALE: 1/2"=1'-0" (24"x36" SHEET SIZE)

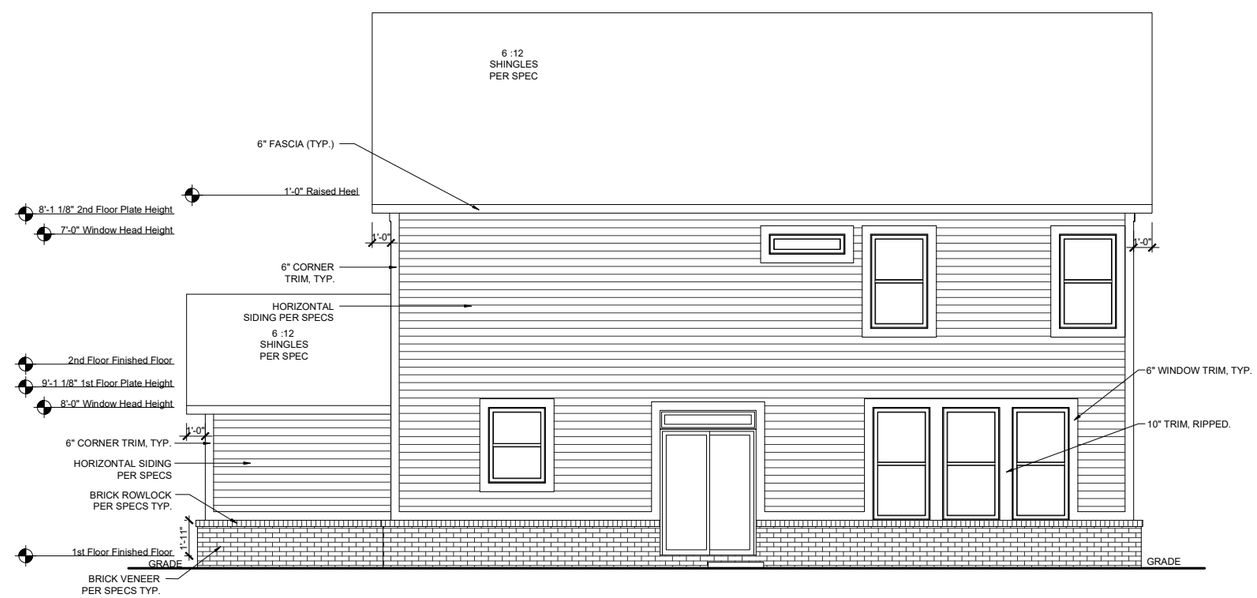

REAR ELEVATION- COL

SCALE: 1/8"=1'-0" (11"x17" SHEET SIZE)
SCALE: 1/4"=1'-0" (24"x36" SHEET SIZE)

MAIN ROOF

ATTIC VENTILATION CALCULATIONS

TOTAL SQ FT OF ROOF AREA: 1679 S.F.
RIDGE VENT NET FREE AREA= 18 SQ IN. PER LINEAL FOOT
SOFFIT VENT NET FREE AREA= 9 SQ IN. PER LINEAL FOOT

1679 S.F. * 1/300 (CODE REQUIREMENT) * 144(CONVERTS TO SQ IN) / 2 (HIGH AND LOW)= 403 SQ IN.

/ NFA OF RIDGE VENT= RIDGE VENTS NEEDED: 22.38 LF

/ NFA OF SOFFIT VENT= SOFFIT VENT NEEDED: 44.77 LF

ACTUAL RIDGE VENTS PROVIDED: 20 LF
ACTUAL LOW VENTS PROVIDED: 44 LF

ALL TRUSS HEELS OVER HEATED SPACE TO ALLOW FOR INSULATION PER CODE UNLESS NOTED OTHERWISE- TRUSS HEELS OVER UNHEATED SPACE SHALL BE STANDARD HEIGHT.

PORCH ROOF

ATTIC VENTILATION CALCULATIONS

TOTAL SQ FT OF ROOF AREA: 89 S.F.
SOFFIT VENT NET FREE AREA= 9 SQ IN. PER LINEAL FOOT

89 S.F. * 1/150 (CODE REQUIREMENT) * 144(CONVERTS TO SQ IN) (LOW)= 85 SQ IN.

NFA OF SOFFIT VENT= SOFFIT VENT NEEDED: 9.44 LF

ACTUAL LOW VENTS PROVIDED: 8 LF

GARAGE ROOF

ATTIC VENTILATION CALCULATIONS

TOTAL SQ FT OF ROOF AREA: 44 S.F.
SOFFIT VENT NET FREE AREA= 9 SQ IN. PER LINEAL FOOT

44 S.F. * 1/150 (CODE REQUIREMENT) * 144(CONVERTS TO SQ IN) (LOW)= 42 SQ IN.

NFA OF SOFFIT VENT= SOFFIT VENT NEEDED: 4.66 LF

ACTUAL LOW VENTS PROVIDED: 4 LF

3RD GARAGE ROOF

ATTIC VENTILATION CALCULATIONS

TOTAL SQ FT OF ROOF AREA: 220 S.F.
RIDGE VENT NET FREE AREA= 18 SQ IN. PER LINEAL FOOT
SOFFIT VENT NET FREE AREA= 9 SQ IN. PER LINEAL FOOT

220 S.F. * 1/300 (CODE REQUIREMENT) * 144(CONVERTS TO SQ IN) / 2 (HIGH AND LOW)= 53 SQ IN.

/ NFA OF RIDGE VENT= RIDGE VENTS NEEDED: 2.94 LF

/ NFA OF SOFFIT VENT= SOFFIT VENT NEEDED: 5.8 LF

ACTUAL RIDGE VENTS PROVIDED: 4 LF
ACTUAL LOW VENTS PROVIDED: 8 LF

ALL TRUSS HEELS OVER HEATED SPACE TO ALLOW FOR INSULATION PER CODE UNLESS NOTED OTHERWISE- TRUSS HEELS OVER UNHEATED SPACE SHALL BE STANDARD HEIGHT.

Plot Date: 7/11/2023 9:10:29 AM; By: Michael Witteknd

REV.	DATE
v1.1	10-23-19
v1.2	01-21-21
v1.3	06-15-21
v1.4	02-03-22
v1.5	04-01-23

These plans are the property of Beazer Homes and may not be reproduced, changed or copied without the expressed written consent of Beazer Homes, nor are they to be assigned to a third party without obtaining said written consent.

© 2011 Beazer Homes USA, Inc.
Unpublished work

BEAZER HOMES

COLONNADE D

IND V127 v1.5

Elevation Plans

Front Elevation COL

drawn by: Pinnacle
checked by: MW
date: 07-01-19
sheet number: A-3.6

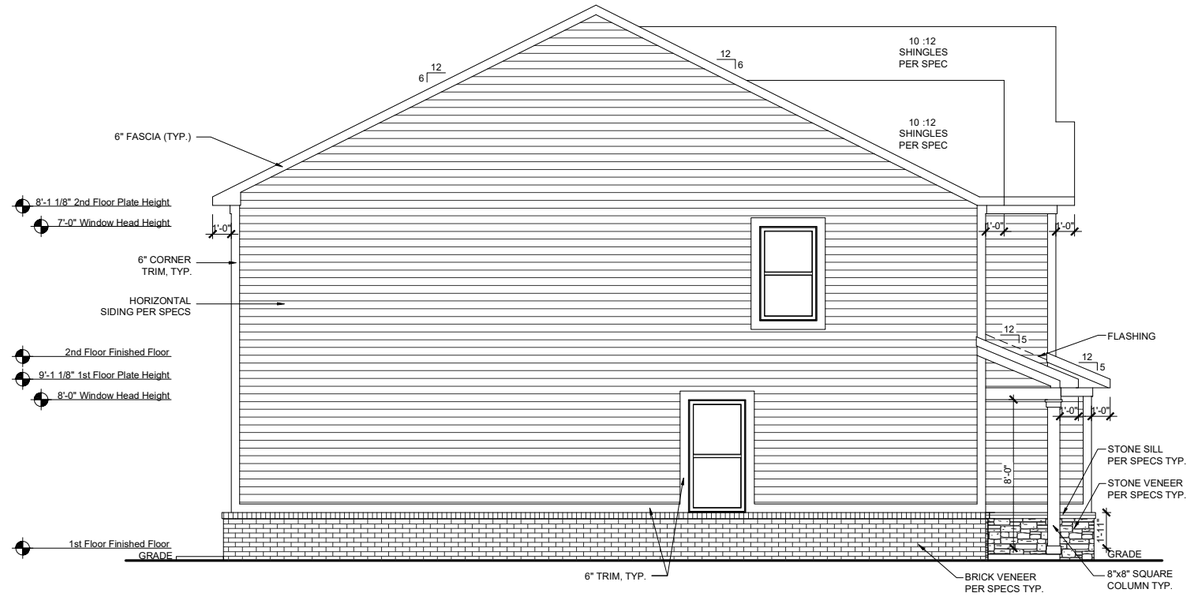

LEFT ELEVATION-COL

SCALE: 1/8"=1'-0" (11"x17" SHEET SIZE)
SCALE: 1/4"=1'-0" (24"x36" SHEET SIZE)

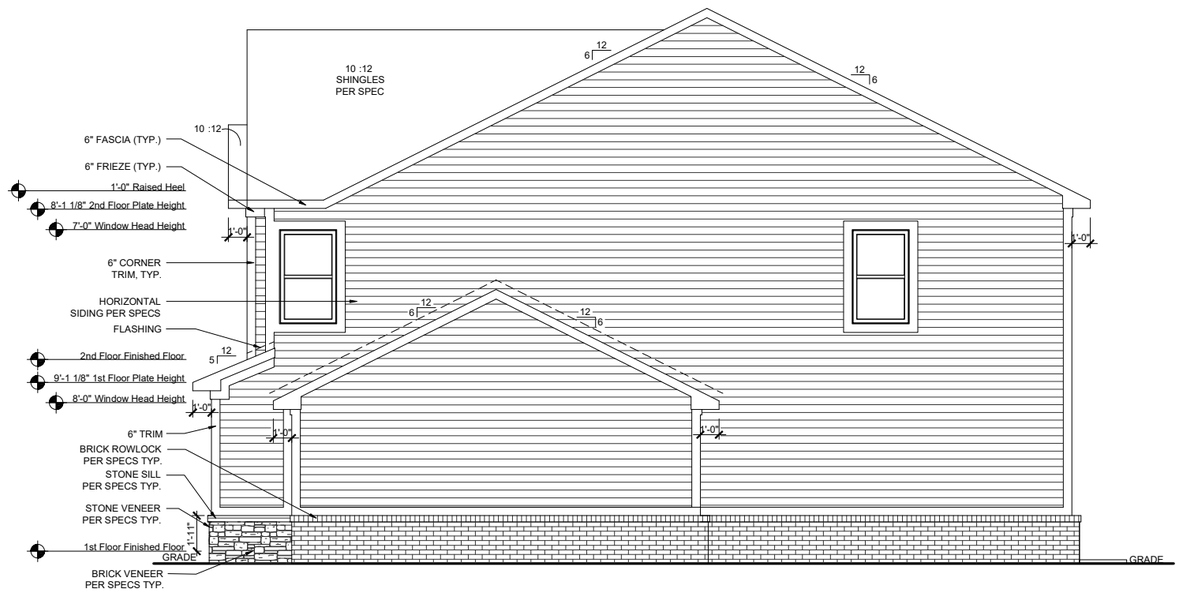

RIGHT ELEVATION- COL

SCALE: 1/8"=1'-0" (11"x17" SHEET SIZE)
SCALE: 1/4"=1'-0" (24"x36" SHEET SIZE)

REV.	DATE
v1.1	10-23-19
v1.2	01-21-21
v1.3	06-15-21
v1.4	02-03-22
v1.5	04-01-23

These plans are the property of Beazer Homes and may not be reproduced, changed or copied without the expressed written consent of Beazer Homes, nor are they to be assigned to a third party without obtaining said written consent.

© 2011 Beazer Homes USA, Inc.
Unpublished work

BEAZER HOMES

COLONNADE D

IND V127 v1.5

Elevation Plans

Side Elevations COL

drawn by: Pinnacle
checked by: MW
date: 07-01-19
sheet number: A-3.7

Plot Date: 7/11/2023 9:10:40 AM; By: Michael Witteknd

Square Footages				
Area	**Elev TRL**	**Elev ACL**	**Elev FHL**	**Elev COL**
First Floor	1207 SF	1207 SF	1207 SF	1207 SF
Second Floor	1457 SF	1457 SF	1450 SF	1444 SF
Total Living	2664 SF	2664 SF	2657 SF	2651 SF
Garage	656 SF	656 SF	656 SF	656 SF
Entry Porch	28 SF	31 SF	90 SF	90 SF
Total Under Roof	3348 SF	3351 SF	3403 SF	3397 SF

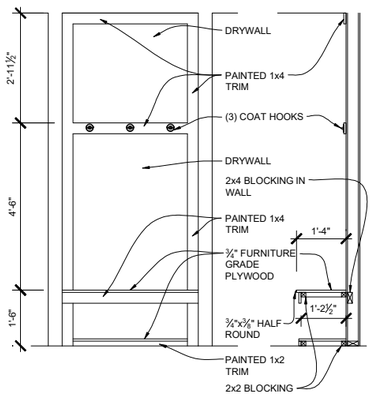

A MUD BENCH DETAIL

SCALE: 1/4"=1'-0" (11"x17" SHEET SIZE)
SCALE: 1/2"=1'-0" (24"x36" SHEET SIZE)

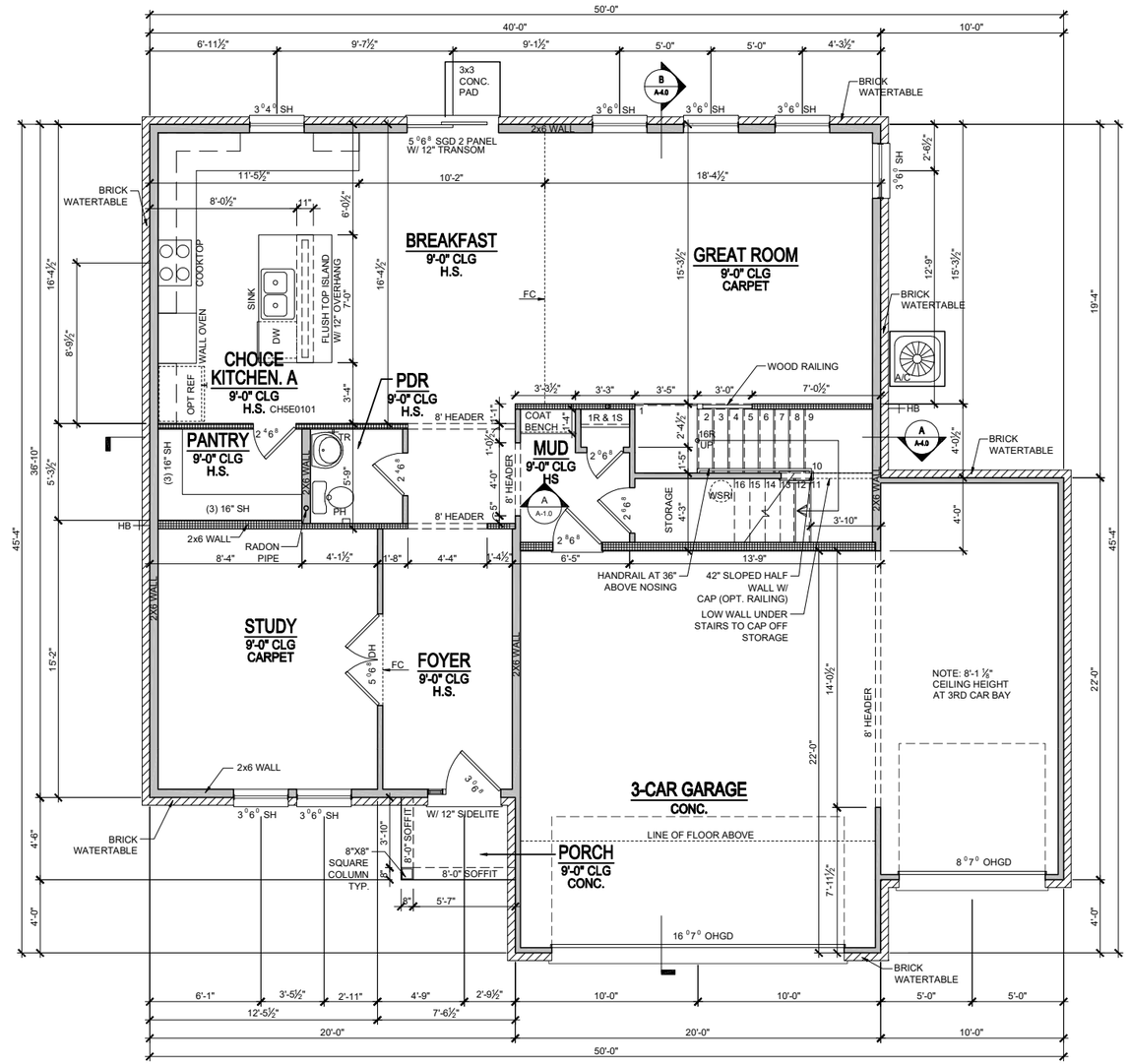

1st FLOOR PLAN - TRL

SCALE: 1/8"=1'-0" (11"x17" SHEET SIZE)
SCALE: 1/4"=1'-0" (24"x36" SHEET SIZE)

REV.	DATE
v1.2	11-04-20
v1.3	03-15-21
v1.4	06-15-21
v1.5	02-03-22
v1.6	04-01-23

These plans are the property of Beazer Homes and may not be reproduced, changed or copied without the expressed written consent of Beazer Homes, nor are they to be assigned to a third party without obtaining said written consent.

© 2019 Beazer Homes USA, Inc.
Unpublished work

BEAZER HOMES

IND V126 v1.6
Floor Plans
First Floor Plan

COLONNADE D

drawn by: DA
checked by: MW
date: 06-18-19
sheet number: A-1.0

Plot Date: 7/11/2023 8:35:35 AM; By: Michael Wittekind

Square Footages				
Area	**Elev TRL**	**Elev ACL**	**Elev FHL**	**Elev COL**
First Floor	1207 SF	1207 SF	1207 SF	1207 SF
Second Floor	1457 SF	1457 SF	1450 SF	1444 SF
Total Living	2664 SF	2664 SF	2657 SF	2651 SF
Garage	656 SF	656 SF	656 SF	656 SF
Entry Porch	28 SF	31 SF	90 SF	90 SF
Total Under Roof	3348 SF	3351 SF	3403 SF	3397 SF

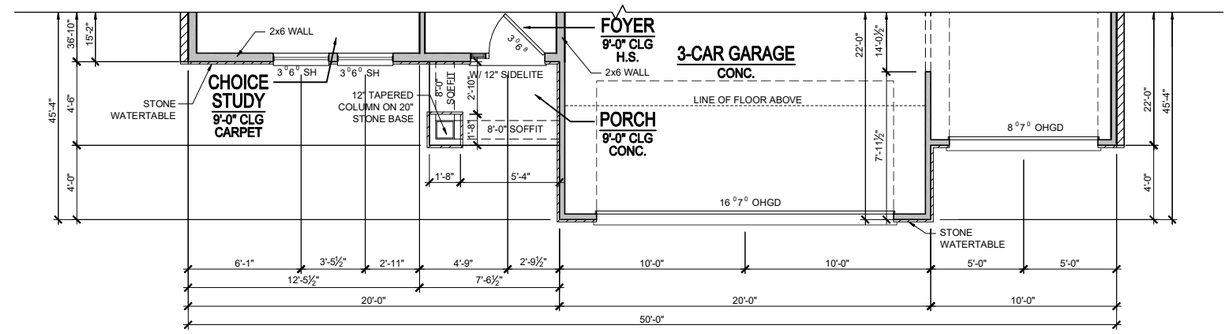

1st FLOOR PLAN - ACL

SCALE: 1/8"=1'-0" (11"x17" SHEET SIZE)
SCALE: 1/4"=1'-0" (24"x36" SHEET SIZE)

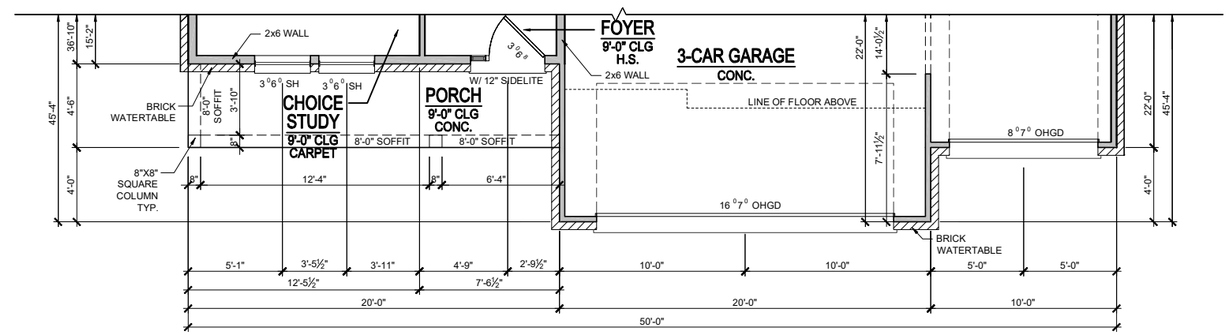

1st FLOOR PLAN - FHL

SCALE: 1/8"=1'-0" (11"x17" SHEET SIZE)
SCALE: 1/4"=1'-0" (24"x36" SHEET SIZE)

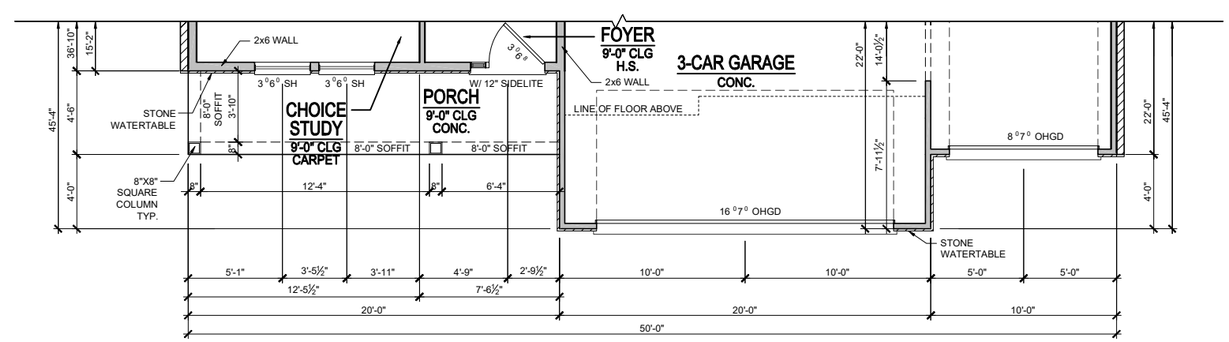

1st FLOOR PLAN - COL

SCALE: 1/8"=1'-0" (11"x17" SHEET SIZE)
SCALE: 1/4"=1'-0" (24"x36" SHEET SIZE)

REV.	DATE
v1.2	11-04-20
v1.3	03-15-21
v1.4	06-15-21
v1.5	02-03-22
v1.6	04-01-23

These plans are the property of Beazer Homes and may not be reproduced, changed or copied without the expressed written consent of Beazer Homes, nor are they to be assigned to a third party without obtaining said written consent.

© 2019 Beazer Homes USA, Inc.
Unpublished work

BEAZER HOMES

IND V126 v1.6

Floor Plans

First Floor Partials

COLONNADE D

drawn by: DA
checked by: MW
date: 06-18-19
sheet number: A-1.1

Plot Date: 7/11/2023 8:35:38 AM; By: Michael Wittekind

Square Footages				
Area	**Elev TRL**	**Elev ACL**	**Elev FHL**	**Elev COL**
First Floor	1207 SF	1207 SF	1207 SF	1207 SF
Second Floor	1457 SF	1457 SF	1450 SF	1444 SF
Total Living	2664 SF	2664 SF	2657 SF	2651 SF
Garage	656 SF	656 SF	656 SF	656 SF
Entry Porch	28 SF	31 SF	90 SF	90 SF
Total Under Roof	3348 SF	3351 SF	3403 SF	3397 SF

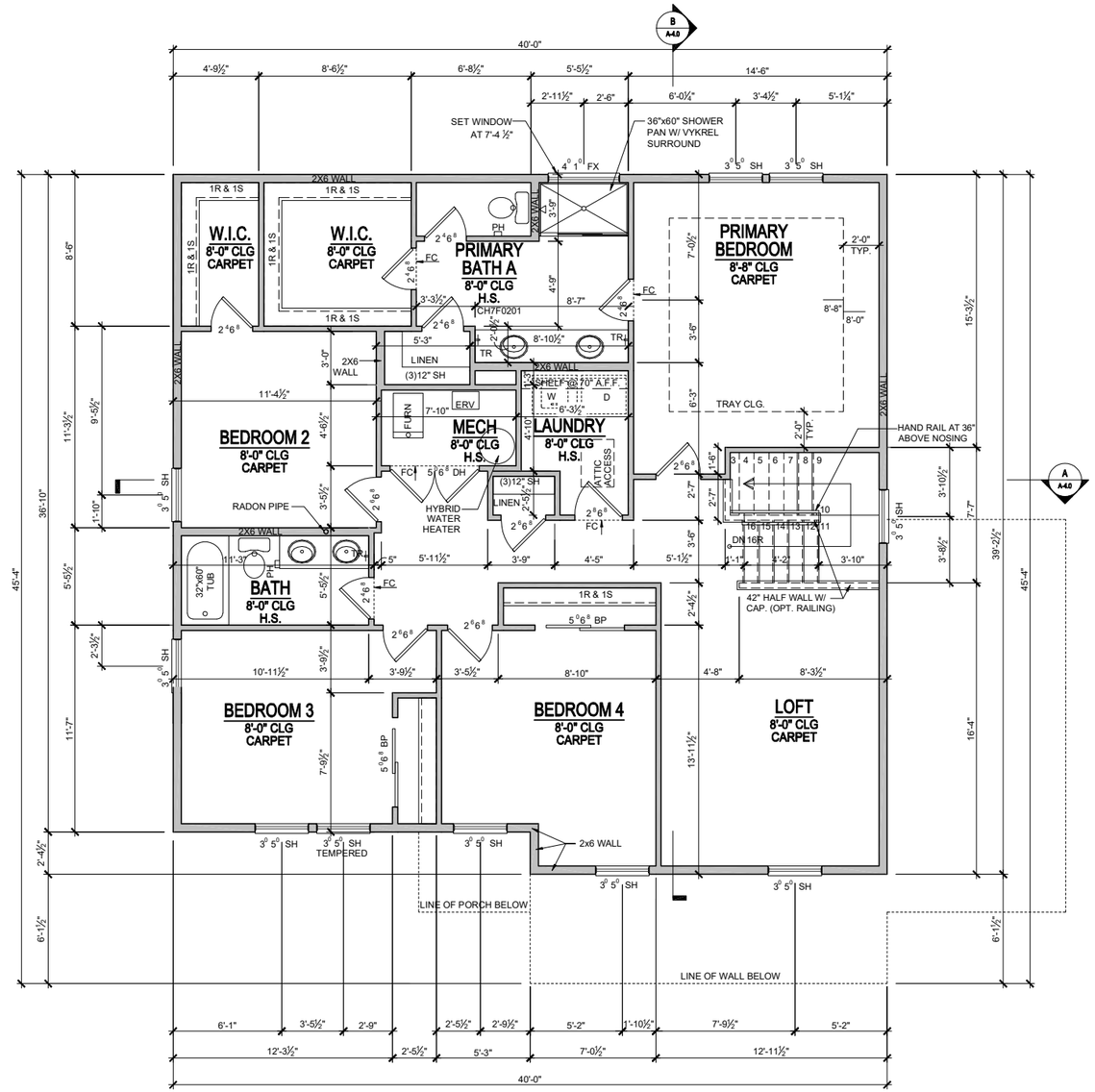

2nd FLOOR PLAN - TRL

SCALE: 1/8"=1'-0" (11"x17" SHEET SIZE)
SCALE: 1/4"=1'-0" (24"x36" SHEET SIZE)

Plot Date: 7/11/2023 8:35:39 AM; By: Michael Wittekind

REV.	DATE
v1.2	11-04-20
v1.3	03-15-21
v1.4	06-15-21
v1.5	02-03-22
v1.6	04-01-23

These plans are the property of Beazer Homes and may not be reproduced, changed or copied without the expressed written consent of Beazer Homes, nor are they to be assigned to a third party without obtaining said written consent.

© 2019 Beazer Homes USA, Inc.
Unpublished work

BEAZER HOMES

COLONNADE D

IND V126 v1.6

Floor Plans

Second Floor Plan

drawn by: DA
checked by: MW
date: 06-18-19
sheet number: A-2.0

Square Footages				
Area	Elev TRL	Elev ACL	Elev FHL	Elev COL
First Floor	1207 SF	1207 SF	1207 SF	1207 SF
Second Floor	1457 SF	1457 SF	1450 SF	1444 SF
Total Living	2664 SF	2664 SF	2657 SF	2651 SF
Garage	656 SF	656 SF	656 SF	656 SF
Entry Porch	28 SF	31 SF	90 SF	90 SF
Total Under Roof	3348 SF	3351 SF	3403 SF	3397 SF

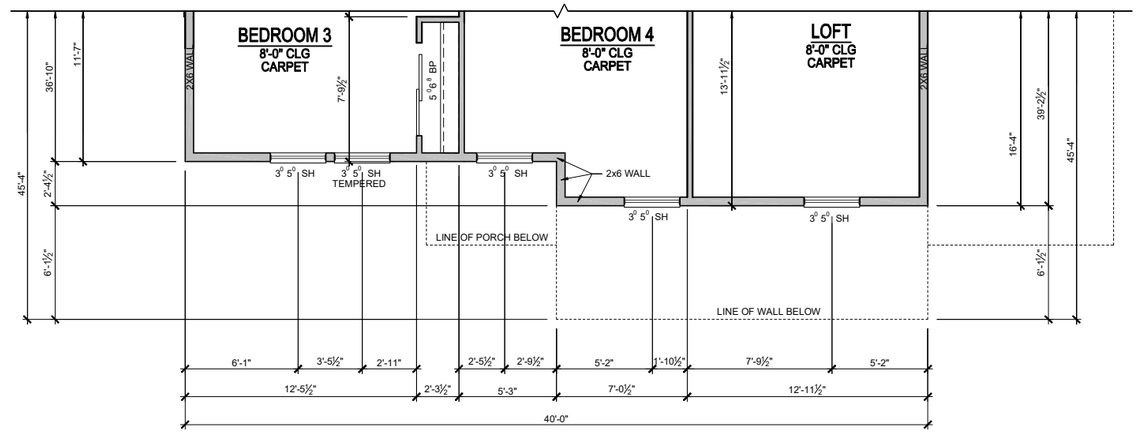

2nd FLOOR PLAN - ACL

SCALE: 1/8"=1'-0" (11"x17" SHEET SIZE)
SCALE: 1/4"=1'-0" (24"x36" SHEET SIZE)

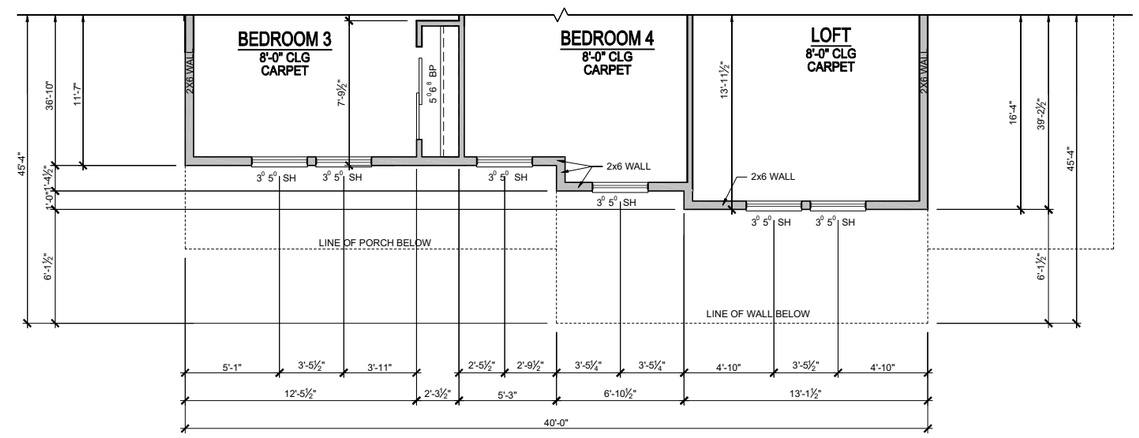

2nd FLOOR PLAN - FHL

SCALE: 1/8"=1'-0" (11"x17" SHEET SIZE)
SCALE: 1/4"=1'-0" (24"x36" SHEET SIZE)

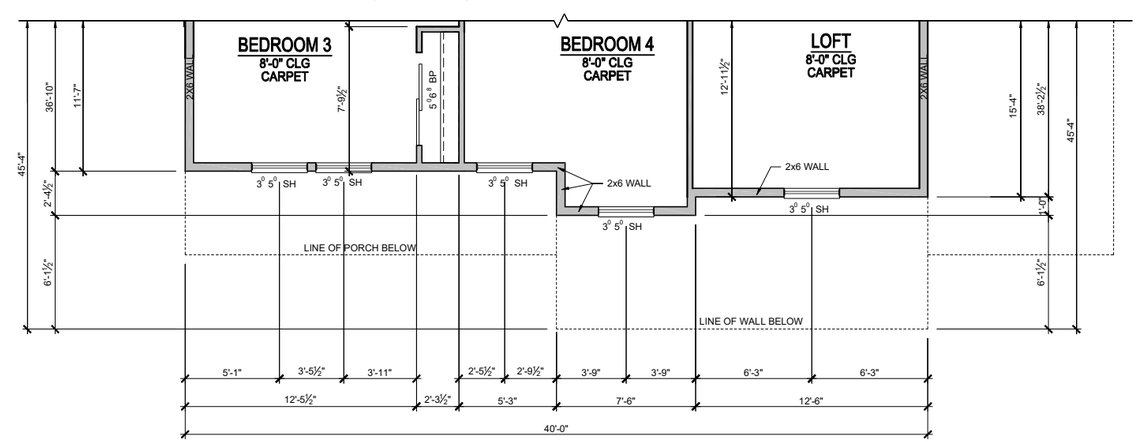

2nd FLOOR PLAN - COL

SCALE: 1/8"=1'-0" (11"x17" SHEET SIZE)
SCALE: 1/4"=1'-0" (24"x36" SHEET SIZE)

REV.	DATE
v1.2	11-04-20
v1.3	03-15-21
v1.4	06-15-21
v1.5	02-03-22
v1.6	04-01-23

These plans are the property of Beazer Homes and may not be reproduced, changed or copied without the expressed written consent of Beazer Homes, nor are they to be assigned to a third party without obtaining said written consent.

© 2019 Beazer Homes USA, Inc.
Unpublished work

BEAZER HOMES

IND V126 v1.6

Floor Plans

Second Floor Partials

COLONNADE D

drawn by: DA
checked by: MW
date: 06-18-19
sheet number: A-2.1

Plot Date: 7/11/2023 8:35:42 AM; By: Michael Wittekind

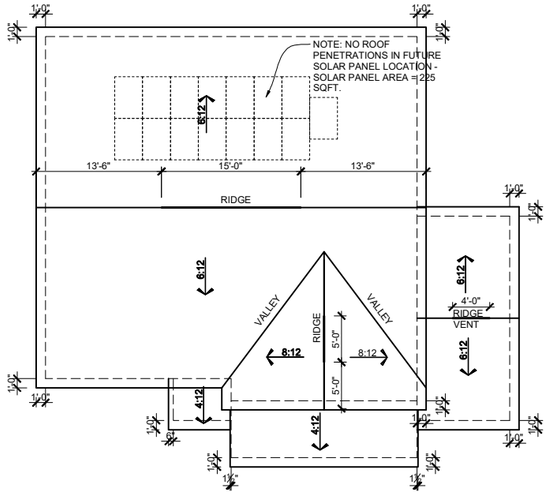

ROOF PLAN - TRL

SCALE: 1/16"=1'-0" (11"x17" SHEET SIZE)
SCALE: 1/8"=1'-0" (24"x36" SHEET SIZE)

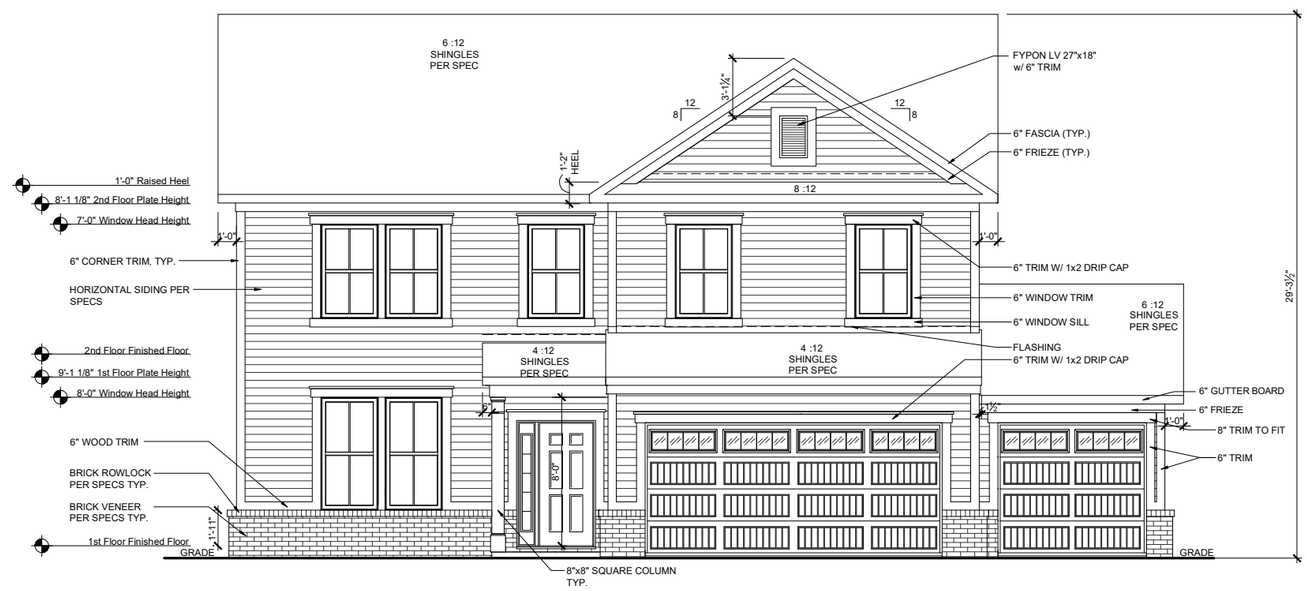

FRONT ELEVATION- TRL

SCALE: 1/8"=1'-0" (11"x17" SHEET SIZE)
SCALE: 1/4"=1'-0" (24"x36" SHEET SIZE)

REAR ELEVATION- TRL

SCALE: 1/8"=1'-0" (11"x17" SHEET SIZE)
SCALE: 1/4"=1'-0" (24"x36" SHEET SIZE)

MAIN ROOF

ATTIC VENTILATION CALCULATIONS

TOTAL SQ FT OF ROOF AREA: 1521 S.F.
RIDGE VENT NET FREE AREA= 18 SQ IN. PER LINEAL FOOT
SOFFIT VENT NET FREE AREA= 9 SQ IN. PER LINEAL FOOT

1521 S.F. * 1/300 (CODE REQUIREMENT) * 144(CONVERTS TO SQ IN) / 2 (HIGH AND LOW)= 365 SQ IN.

/ NFA OF RIDGE VENT= RIDGE VENTS NEEDED: 20.27 LF

/ NFA OF SOFFIT VENT= SOFFIT VENT NEEDED: 40.55 LF

ACTUAL RIDGE VENTS PROVIDED: 20 LF
ACTUAL LOW VENTS PROVIDED: 40 LF

ALL TRUSS HEELS OVER HEATED SPACE TO ALLOW FOR INSULATION PER CODE UNLESS NOTED OTHERWISE- TRUSS HEELS OVER UNHEATED SPACE SHALL BE STANDARD HEIGHT.

PORCH ROOF

ATTIC VENTILATION CALCULATIONS

TOTAL SQ FT OF ROOF AREA: 28 S.F.
SOFFIT VENT NET FREE AREA= 9 SQ IN. PER LINEAL FOOT

28 S.F. * 1/150 (CODE REQUIREMENT) * 144(CONVERTS TO SQ IN) (LOW)= 27 SQ IN.

NFA OF SOFFIT VENT= SOFFIT VENT NEEDED: 3.00 LF

ACTUAL LOW VENTS PROVIDED: 4 LF

GARAGE ROOF

ATTIC VENTILATION CALCULATIONS

TOTAL SQ FT OF ROOF AREA: 116 S.F.
SOFFIT VENT NET FREE AREA= 9 SQ IN. PER LINEAL FOOT

116 S.F. * 1/150 (CODE REQUIREMENT) * 144(CONVERTS TO SQ IN) (LOW)= 111 SQ IN.

NFA OF SOFFIT VENT= SOFFIT VENT NEEDED: 12.33 LF

ACTUAL LOW VENTS PROVIDED: 12 LF

3RD GARAGE ROOF

ATTIC VENTILATION CALCULATIONS

TOTAL SQ FT OF ROOF AREA: 220 S.F.
RIDGE VENT NET FREE AREA= 18 SQ IN. PER LINEAL FOOT
SOFFIT VENT NET FREE AREA= 9 SQ IN. PER LINEAL FOOT

220 S.F. * 1/300 (CODE REQUIREMENT) * 144(CONVERTS TO SQ IN) / 2 (HIGH AND LOW)= 53 SQ IN.

/ NFA OF RIDGE VENT= RIDGE VENTS NEEDED: 2.94 LF

/ NFA OF SOFFIT VENT= SOFFIT VENT NEEDED: 5.8 LF

ACTUAL RIDGE VENTS PROVIDED: 4 LF
ACTUAL LOW VENTS PROVIDED: 8 LF

Plot Date: 7/11/2023 8:35:50 AM; By: Michael Wittekind

REV.	DATE
v1.2	11-04-20
v1.3	03-15-21
v1.4	06-15-21
v1.5	02-03-22
v1.6	04-01-23

These plans are the property of Beazer Homes and may not be reproduced, changed or copied without the expressed written consent of Beazer Homes, nor are they to be assigned to a third party without obtaining said written consent.

© 2019 Beazer Homes USA, Inc.
Unpublished work

BEAZER HOMES

COLONNADE D

IND V126 v1.6

Elevation Plans

Front Elevation TRL

drawn by: DA
checked by: MW
date: 06-18-19
sheet number: A-3.0

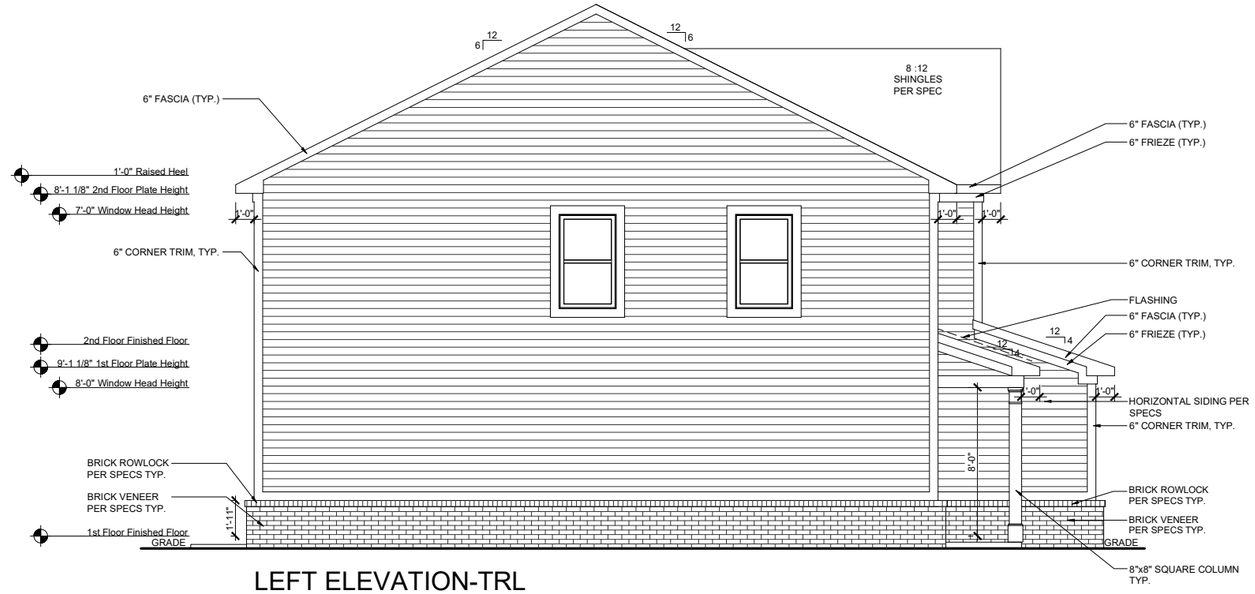

LEFT ELEVATION-TRL

SCALE: 1/8"=1'-0" (11"x17" SHEET SIZE)
SCALE: 1/4"=1'-0" (24"x36" SHEET SIZE)

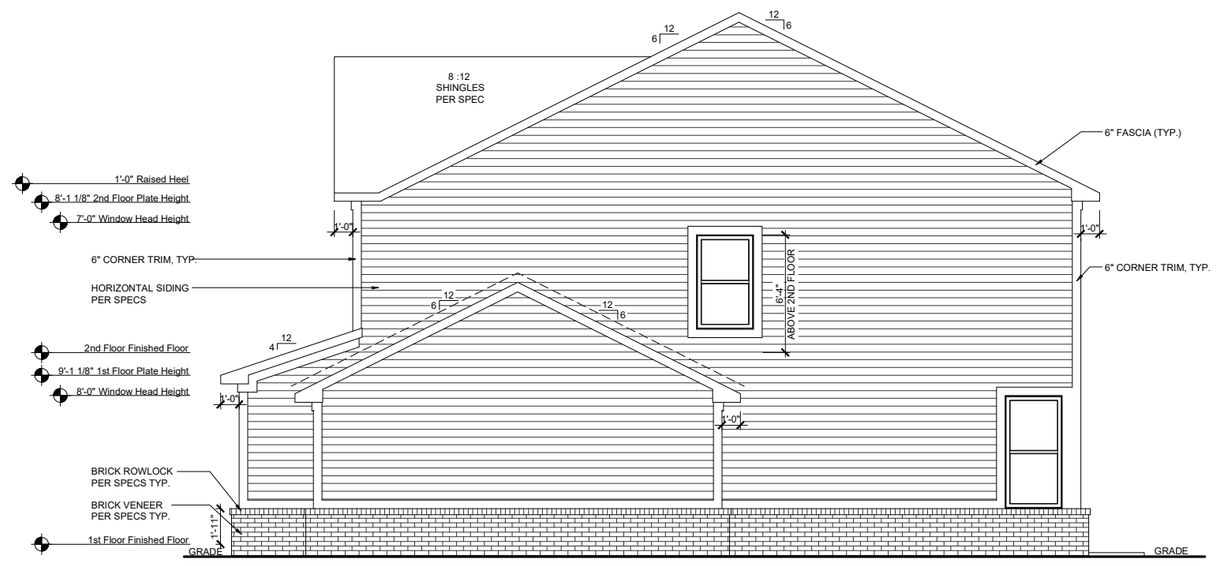

RIGHT ELEVATION- TRL

SCALE: 1/8"=1'-0" (11"x17" SHEET SIZE)
SCALE: 1/4"=1'-0" (24"x36" SHEET SIZE)

REV.	DATE
v1.2	11-04-20
v1.3	03-15-21
v1.4	06-15-21
v1.5	02-03-22
v1.6	04-01-23

These plans are the property of Beazer Homes and may not be reproduced, changed or copied without the expressed written consent of Beazer Homes, nor are they to be assigned to a third party without obtaining said written consent.

© 2019 Beazer Homes USA, Inc.
Unpublished work

BEAZER HOMES

COLONNADE D

IND V126 v1.6

Elevation Plans

Side Elevations TRL

drawn by: DA
checked by: MW
date: 06-18-19
sheet number: A-3.1

Plot Date: 7/11/2023 8:35:51 AM; By: Michael Witteknd

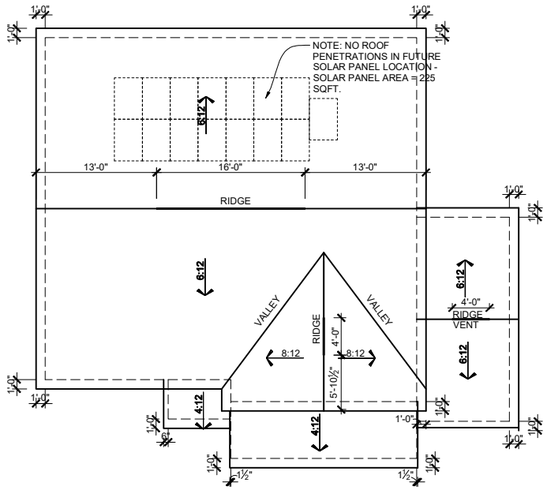

ROOF PLAN - ACL

SCALE: 1/16"=1'-0" (11"x17" SHEET SIZE)
SCALE: 1/8"=1'-0" (24"x36" SHEET SIZE)

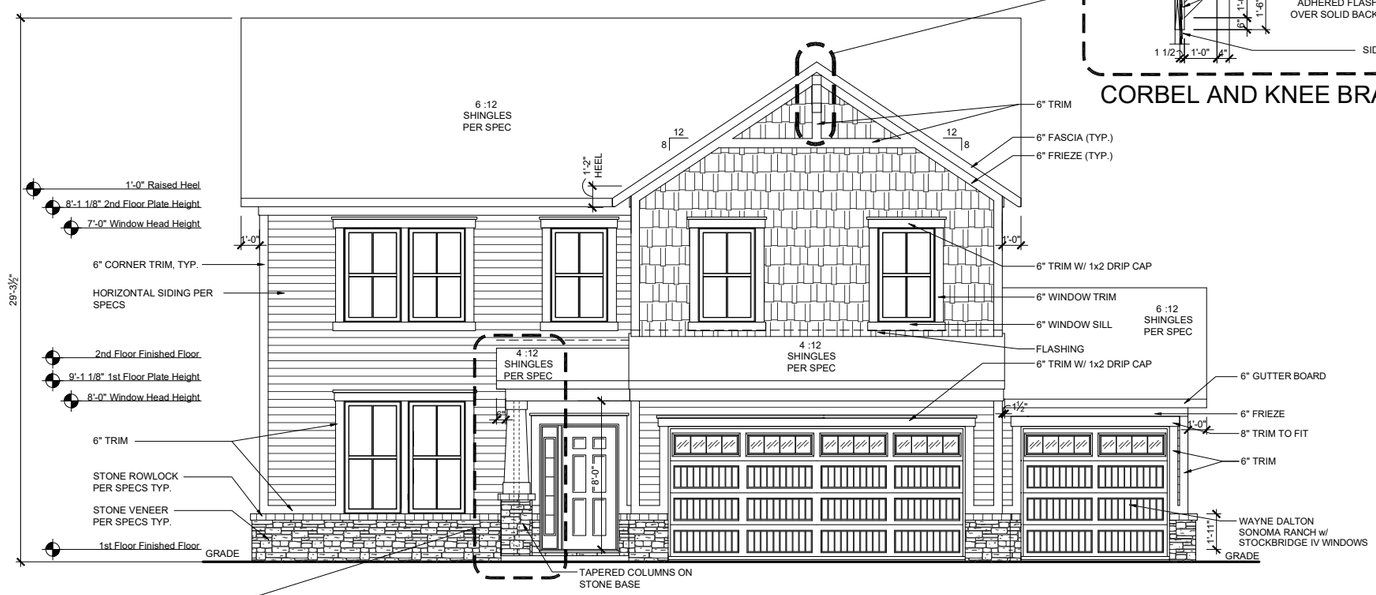

FRONT ELEVATION- ACL

SCALE: 1/8"=1'-0" (11"x17" SHEET SIZE)
SCALE: 1/4"=1'-0" (24"x36" SHEET SIZE)

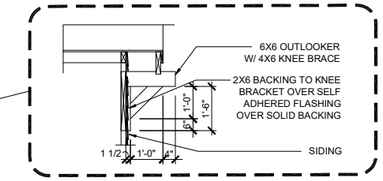

CORBEL AND KNEE BRACE

MAIN ROOF

ATTIC VENTILATION CALCULATIONS

TOTAL SQ FT OF ROOF AREA: 1521 S.F.
RIDGE VENT NET FREE AREA= 18 SQ IN. PER LINEAL FOOT
SOFFIT VENT NET FREE AREA= 9 SQ IN. PER LINEAL FOOT

1521 S.F. * 1/300 (CODE REQUIREMENT) * 144(CONVERTS TO SQ IN) / 2 (HIGH AND LOW)= 365 SQ IN.

/ NFA OF RIDGE VENT= RIDGE VENTS NEEDED: 20.27 LF

/ NFA OF SOFFIT VENT= SOFFIT VENT NEEDED: 40.55 LF

ACTUAL RIDGE VENTS PROVIDED: 20 LF
ACTUAL LOW VENTS PROVIDED: 40 LF

ALL TRUSS HEELS OVER HEATED SPACE TO ALLOW FOR INSULATION PER CODE UNLESS NOTED OTHERWISE- TRUSS HEELS OVER UNHEATED SPACE SHALL BE STANDARD HEIGHT.

PORCH ROOF

ATTIC VENTILATION CALCULATIONS

TOTAL SQ FT OF ROOF AREA: 29 S.F.
SOFFIT VENT NET FREE AREA= 9 SQ IN. PER LINEAL FOOT

29 S.F. * 1/150 (CODE REQUIREMENT) * 144(CONVERTS TO SQ IN) (LOW)= 28 SQ IN.

NFA OF SOFFIT VENT= SOFFIT VENT NEEDED: 3.11 LF

ACTUAL LOW VENTS PROVIDED: 4 LF

GARAGE ROOF

ATTIC VENTILATION CALCULATIONS

TOTAL SQ FT OF ROOF AREA: 116 S.F.
SOFFIT VENT NET FREE AREA= 9 SQ IN. PER LINEAL FOOT

116 S.F. * 1/150 (CODE REQUIREMENT) * 144(CONVERTS TO SQ IN) (LOW)= 111 SQ IN.

NFA OF SOFFIT VENT= SOFFIT VENT NEEDED: 12.33 LF

ACTUAL LOW VENTS PROVIDED: 12 LF

3RD GARAGE ROOF

ATTIC VENTILATION CALCULATIONS

TOTAL SQ FT OF ROOF AREA: 220 S.F.
RIDGE VENT NET FREE AREA= 18 SQ IN. PER LINEAL FOOT
SOFFIT VENT NET FREE AREA= 9 SQ IN. PER LINEAL FOOT

220 S.F. * 1/300 (CODE REQUIREMENT) * 144(CONVERTS TO SQ IN) / 2 (HIGH AND LOW)= 53 SQ IN.

/ NFA OF RIDGE VENT= RIDGE VENTS NEEDED: 2.94 LF

/ NFA OF SOFFIT VENT= SOFFIT VENT NEEDED: 5.8 LF

ACTUAL RIDGE VENTS PROVIDED: 4 LF
ACTUAL LOW VENTS PROVIDED: 8 LF

ALL TRUSS HEELS OVER HEATED SPACE TO ALLOW FOR INSULATION PER CODE UNLESS NOTED OTHERWISE- TRUSS HEELS OVER UNHEATED SPACE SHALL BE STANDARD HEIGHT.

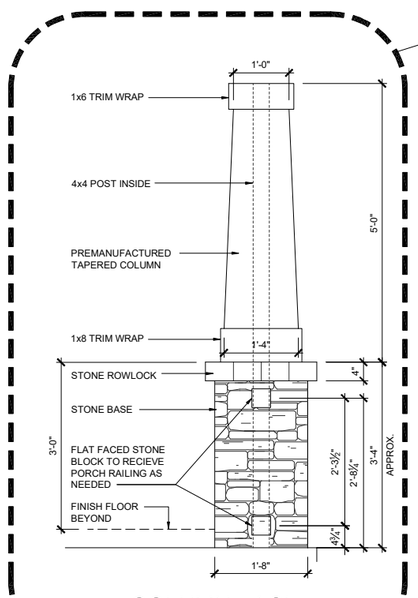

COLUMN - ACL

SCALE: 3/8"=1'-0" (11"x17" SHEET SIZE)
SCALE: 3/4"=1'-0" (24"x36" SHEET SIZE)

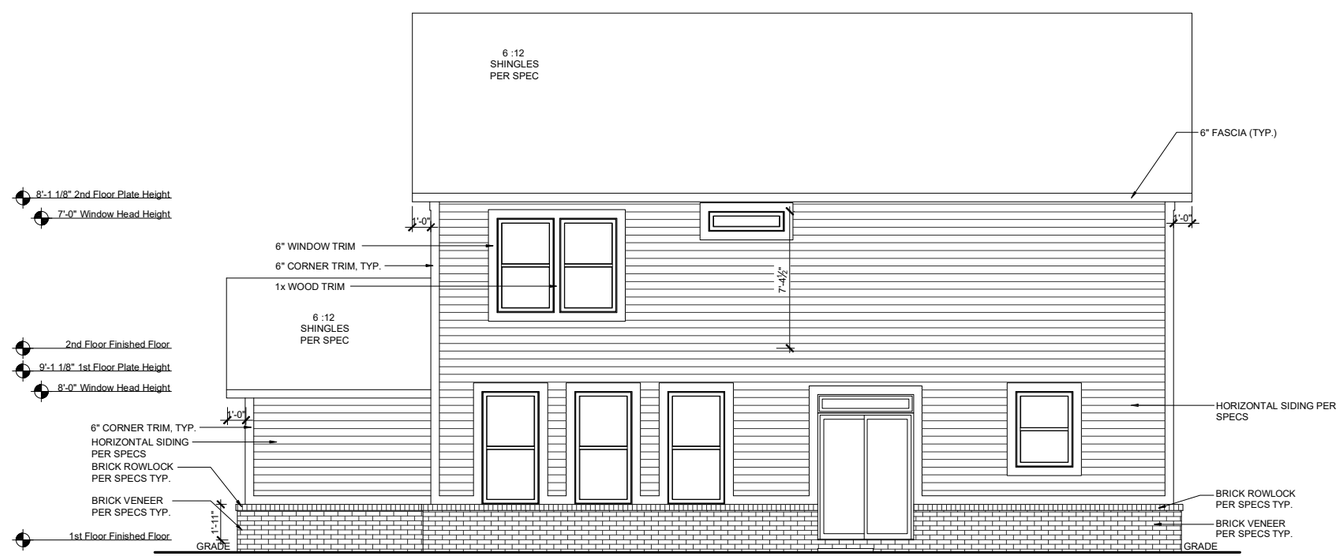

REAR ELEVATION- ACL

SCALE: 1/8"=1'-0" (11"x17" SHEET SIZE)
SCALE: 1/4"=1'-0" (24"x36" SHEET SIZE)

REV.	DATE
v1.2	11-04-20
v1.3	03-15-21
v1.4	06-15-21
v1.5	02-03-22
v1.6	04-01-23

These plans are the property of Beazer Homes and may not be reproduced, changed or copied without the expressed written consent of Beazer Homes, nor are they to be assigned to a third party without obtaining said written consent.

© 2019 Beazer Homes USA, Inc.
Unpublished work

BEAZER HOMES

IND V126 v1.6

Elevation Plans

Front Elevation ACL

COLONNADE D

drawn by: DA
checked by: MW
date: 06-18-19
sheet number: A-3.2

Plot Date: 7/11/2023 8:35:54 AM; By: Michael Wittekind

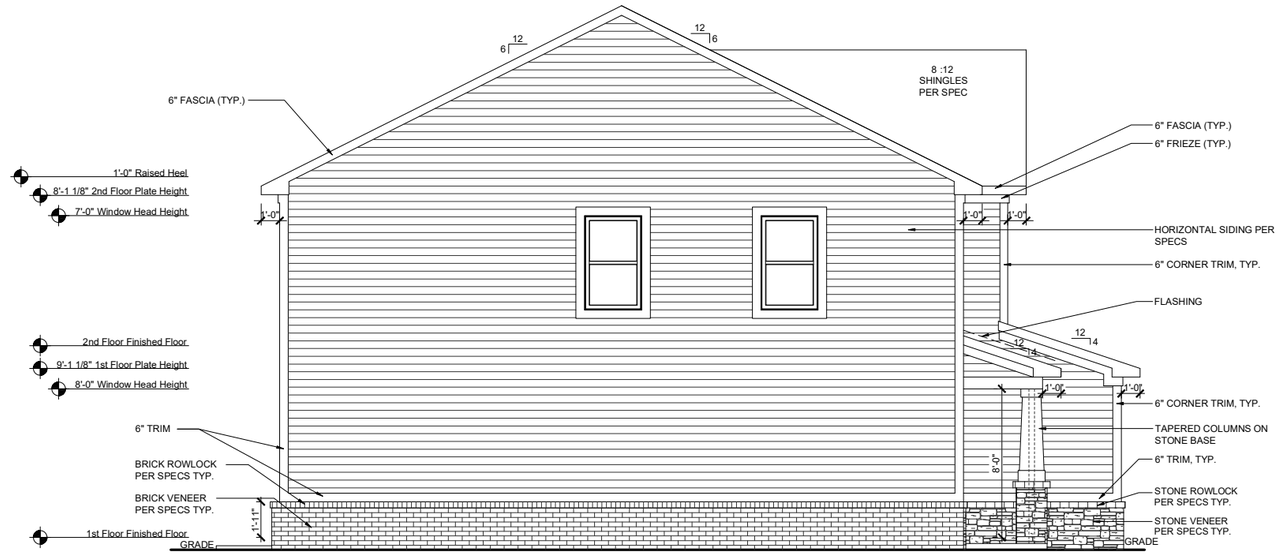

LEFT ELEVATION-ACL

SCALE: 1/8"=1'-0" (11"x17" SHEET SIZE)
SCALE: 1/4"=1'-0" (24"x36" SHEET SIZE)

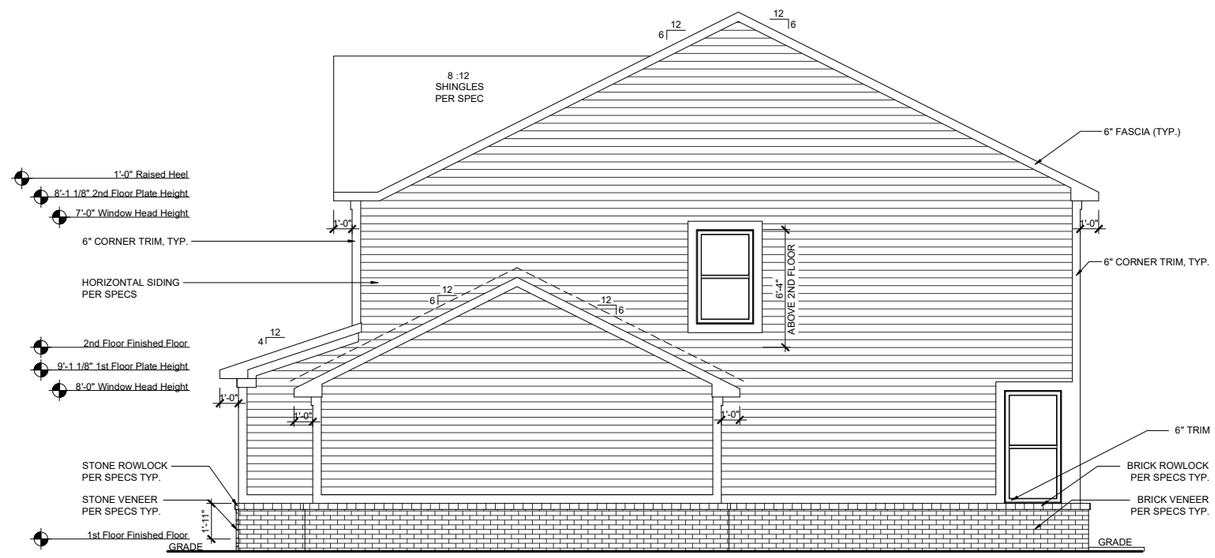

RIGHT ELEVATION- ACL

SCALE: 1/8"=1'-0" (11"x17" SHEET SIZE)
SCALE: 1/4"=1'-0" (24"x36" SHEET SIZE)

REV.	DATE
v1.2	11-04-20
v1.3	03-15-21
v1.4	06-15-21
v1.5	02-03-22
v1.6	04-01-23

These plans are the property of Beazer Homes and may not be reproduced, changed or copied without the expressed written consent of Beazer Homes, nor are they to be assigned to a third party without obtaining said written consent.

© 2019 Beazer Homes USA, Inc.
Unpublished work

BEAZER HOMES

IND V126 v1.6

Elevation Plans

Side Elevations ACL

COLONNADE D

drawn by: DA
checked by: MW
date: 06-18-19
sheet number: A-3.3

Plot Date: 7/11/2023 8:35:55 AM; By: Michael Witteknd

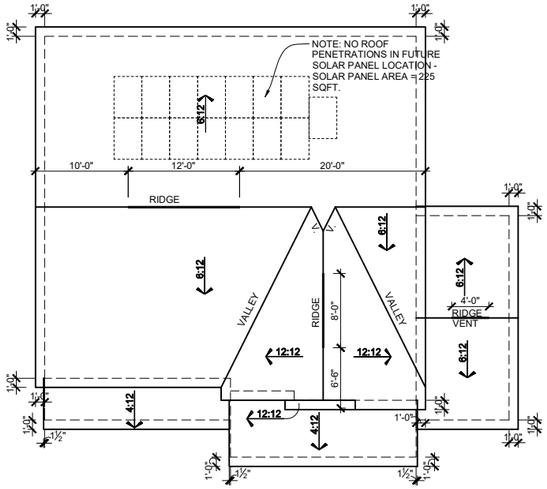

ROOF PLAN - FHL

SCALE: 1/16"=1'-0" (11"x17" SHEET SIZE)
SCALE: 1/8"=1'-0" (24"x36" SHEET SIZE)

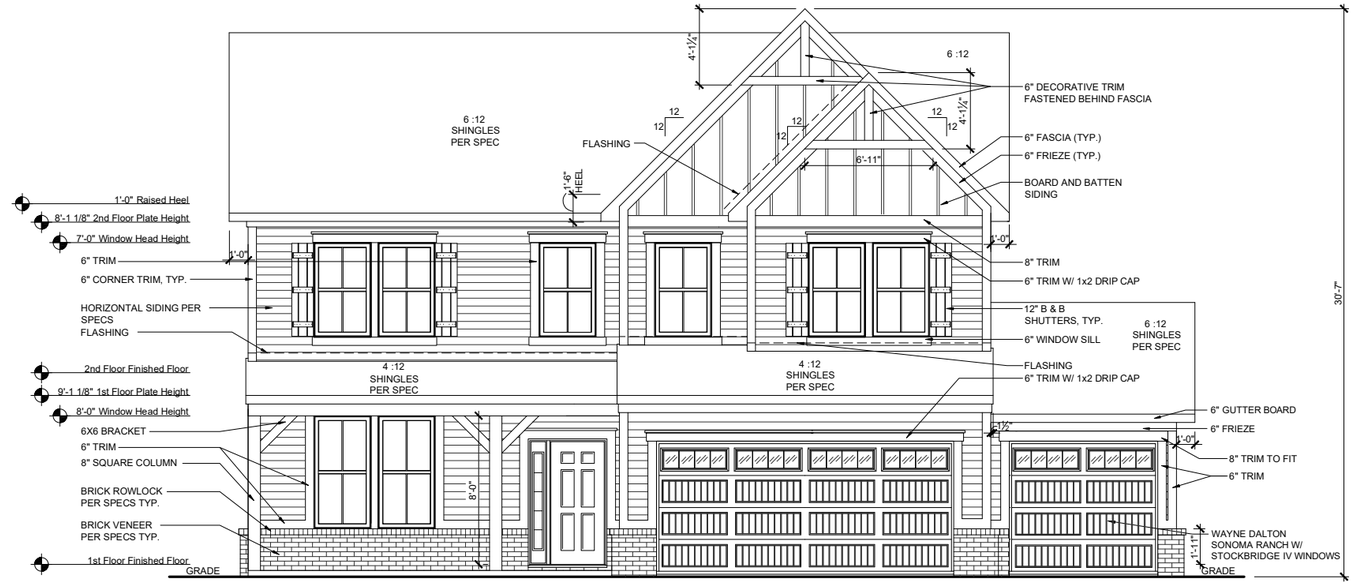

FRONT ELEVATION- FHL

SCALE: 1/8"=1'-0" (11"x17" SHEET SIZE)
SCALE: 1/4"=1'-0" (24"x36" SHEET SIZE)

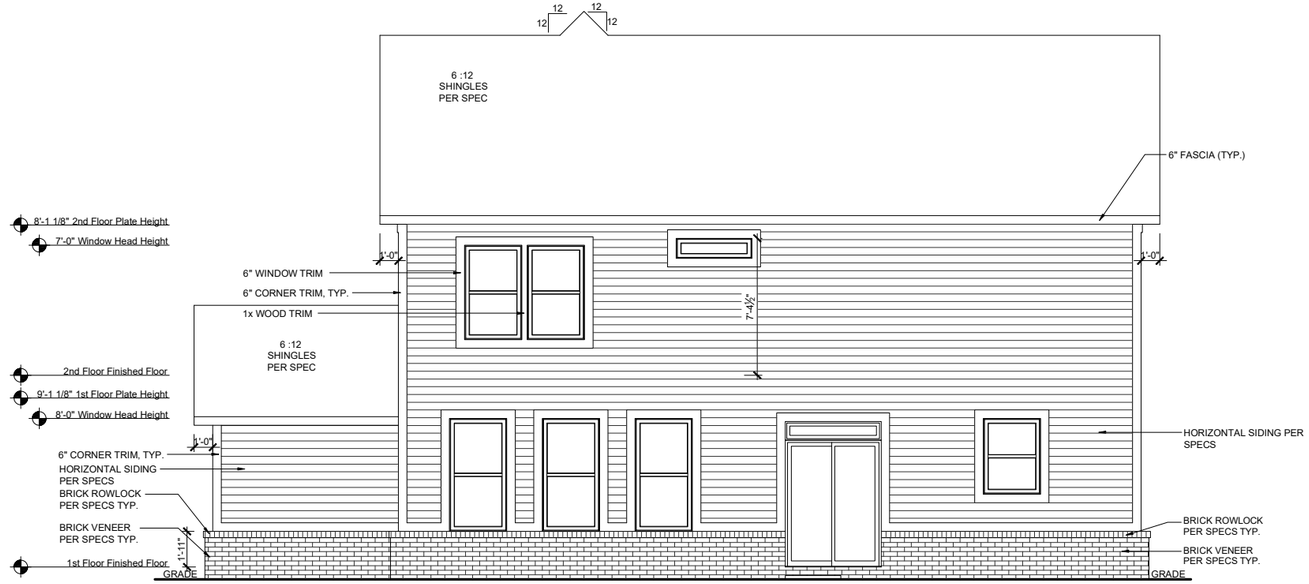

REAR ELEVATION- FHL

SCALE: 1/8"=1'-0" (11"x17" SHEET SIZE)
SCALE: 1/4"=1'-0" (24"x36" SHEET SIZE)

MAIN ROOF

ATTIC VENTILATION CALCULATIONS

TOTAL SQ FT OF ROOF AREA: 1514 S.F.
RIDGE VENT NET FREE AREA= 18 SQ IN. PER LINEAL FOOT
SOFFIT VENT NET FREE AREA= 9 SQ IN. PER LINEAL FOOT

1514 S.F. * 1/300 (CODE REQUIREMENT) * 144(CONVERTS TO SQ IN) / 2 (HIGH AND LOW)= 363 SQ IN.

/ NFA OF RIDGE VENT= RIDGE VENTS NEEDED: 20.16 LF

/ NFA OF SOFFIT VENT= SOFFIT VENT NEEDED: 40.33 LF

ACTUAL RIDGE VENTS PROVIDED: 20 LF
ACTUAL LOW VENTS PROVIDED: 40 LF

ALL TRUSS HEELS OVER HEATED SPACE TO ALLOW FOR INSULATION PER CODE UNLESS NOTED OTHERWISE- TRUSS HEELS OVER UNHEATED SPACE SHALL BE STANDARD HEIGHT.

PORCH ROOF

ATTIC VENTILATION CALCULATIONS

TOTAL SQ FT OF ROOF AREA: 90 S.F.
SOFFIT VENT NET FREE AREA= 9 SQ IN. PER LINEAL FOOT

90 S.F. * 1/150 (CODE REQUIREMENT) * 144(CONVERTS TO SQ IN) (LOW)= 86 SQ IN.

NFA OF SOFFIT VENT= SOFFIT VENT NEEDED: 9.55 LF

ACTUAL LOW VENTS PROVIDED: 8 LF

GARAGE ROOF

ATTIC VENTILATION CALCULATIONS

TOTAL SQ FT OF ROOF AREA: 123 S.F.
SOFFIT VENT NET FREE AREA= 9 SQ IN. PER LINEAL FOOT

123 S.F. * 1/150 (CODE REQUIREMENT) * 144(CONVERTS TO SQ IN) (LOW)= 118 SQ IN.

NFA OF SOFFIT VENT= SOFFIT VENT NEEDED: 13.11 LF

ACTUAL LOW VENTS PROVIDED: 12 LF

3RD GARAGE ROOF

ATTIC VENTILATION CALCULATIONS

TOTAL SQ FT OF ROOF AREA: 220 S.F.
RIDGE VENT NET FREE AREA= 18 SQ IN. PER LINEAL FOOT
SOFFIT VENT NET FREE AREA= 9 SQ IN. PER LINEAL FOOT

220 S.F. * 1/300 (CODE REQUIREMENT) * 144(CONVERTS TO SQ IN) / 2 (HIGH AND LOW)= 53 SQ IN.

/ NFA OF RIDGE VENT= RIDGE VENTS NEEDED: 2.94 LF

/ NFA OF SOFFIT VENT= SOFFIT VENT NEEDED: 5.8 LF

ACTUAL RIDGE VENTS PROVIDED: 4 LF
ACTUAL LOW VENTS PROVIDED: 8 LF

ALL TRUSS HEELS OVER HEATED SPACE TO ALLOW FOR INSULATION PER CODE UNLESS NOTED OTHERWISE- TRUSS HEELS OVER UNHEATED SPACE SHALL BE STANDARD HEIGHT.

Plot Date: 7/11/2023 8:33:58 AM; By: Michael Wittekind

REV.	DATE
v1.2	11-04-20
v1.3	03-15-21
v1.4	06-15-21
v1.5	02-03-22
v1.6	04-01-23

These plans are the property of Beazer Homes and may not be reproduced, changed or copied without the expressed written consent of Beazer Homes, nor are they to be assigned to a third party without obtaining said written consent.

© 2019 Beazer Homes USA, Inc.
Unpublished work

BEAZER HOMES

COLONNADE D

IND V126 v1.6

Elevation Plans

Front Elevation FHL

drawn by: DA
checked by: MW
date: 06-18-19
sheet number: A-3.4

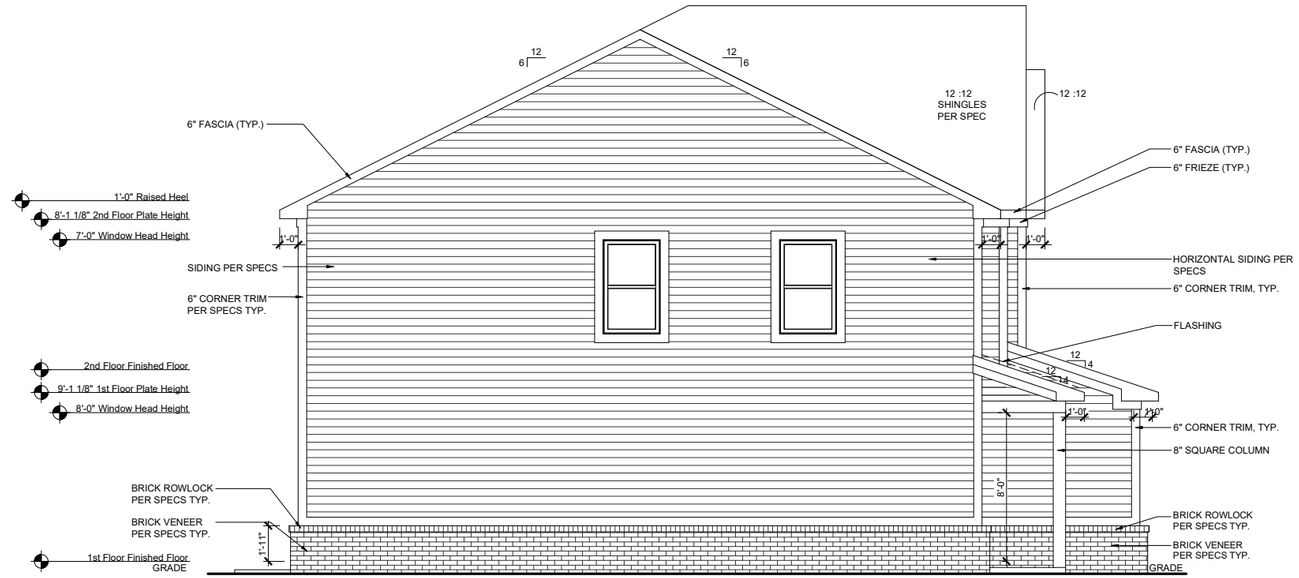

LEFT ELEVATION - FHL

SCALE: 1/8"=1'-0" (11"x17" SHEET SIZE)
SCALE: 1/4"=1'-0" (24"x36" SHEET SIZE)

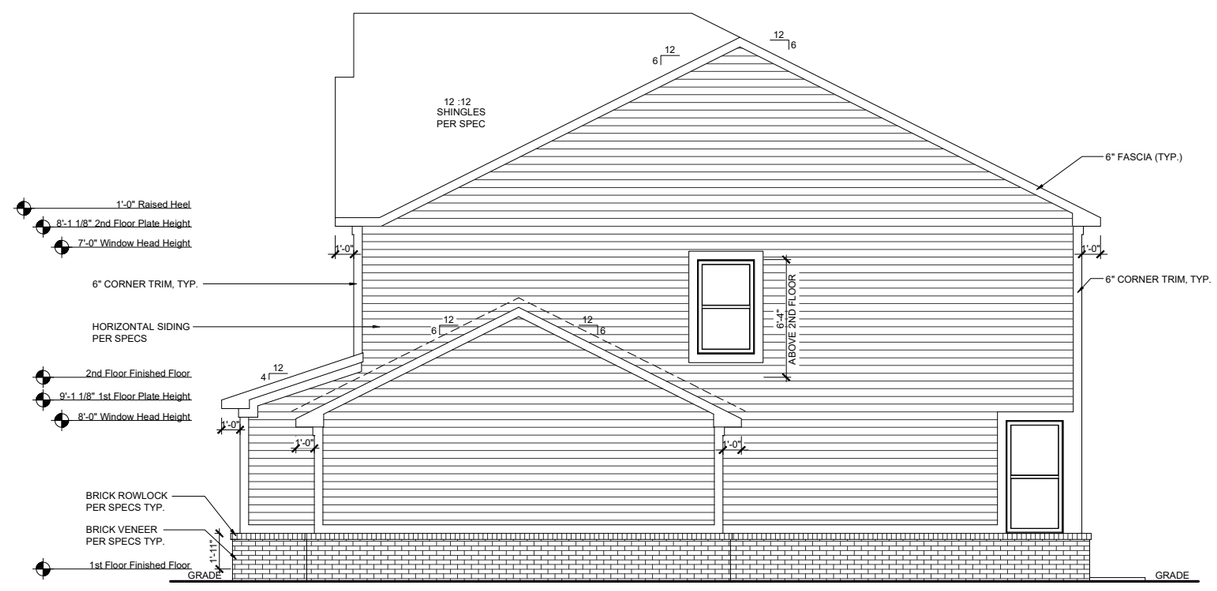

RIGHT ELEVATION- FHL

SCALE: 1/8"=1'-0" (11"x17" SHEET SIZE)
SCALE: 1/4"=1'-0" (24"x36" SHEET SIZE)

REV.	DATE
v1.2	11-04-20
v1.3	03-15-21
v1.4	06-15-21
v1.5	02-03-22
v1.6	04-01-23

These plans are the property of Beazer Homes and may not be reproduced, changed or copied without the expressed written consent of Beazer Homes, nor are they to be assigned to a third party without obtaining said written consent.

© 2019 Beazer Homes USA, Inc.
Unpublished work

BEAZER HOMES

COLONNADE D

IND V126 v1.6

Elevation Plans

Side Elevations FHL

drawn by: DA
checked by: MW
date: 06-18-19
sheet number: A-3.5

Plot Date: 7/11/2023 8:35:59 AM; By: Michael Witteknd

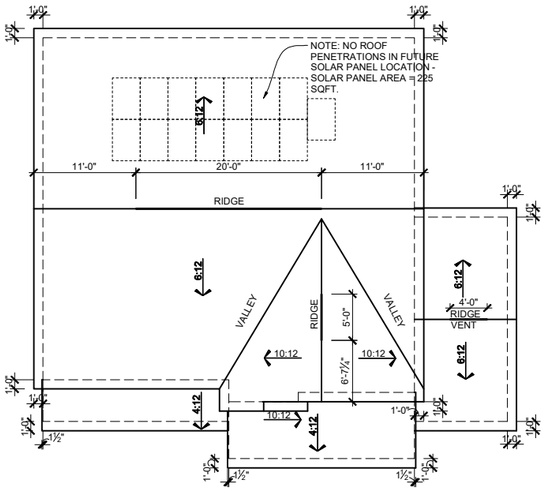

ROOF PLAN - COL

SCALE: 1/16"=1'-0" (11"x17" SHEET SIZE)
SCALE: 1/8"=1'-0" (24"x36" SHEET SIZE)

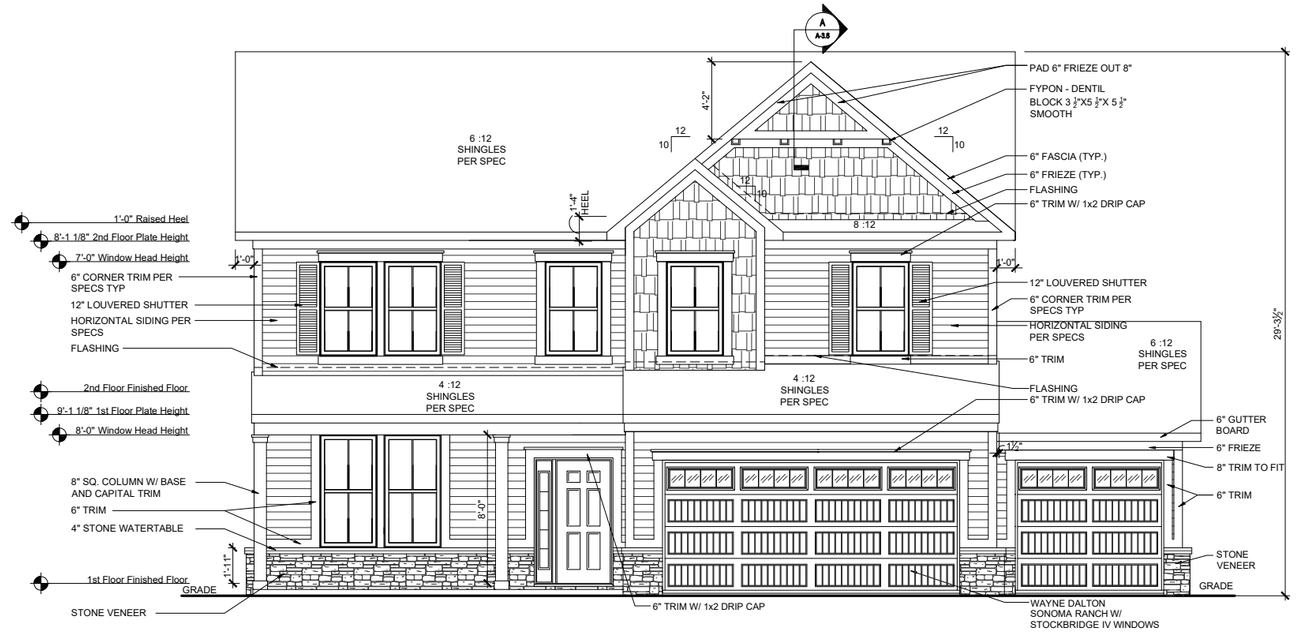

FRONT ELEVATION- COL

SCALE: 1/8"=1'-0" (11"x17" SHEET SIZE)
SCALE: 1/4"=1'-0" (24"x36" SHEET SIZE)

MAIN ROOF

ATTIC VENTILATION CALCULATIONS

TOTAL SQ FT OF ROOF AREA: 1508 S.F.
RIDGE VENT NET FREE AREA= 18 SQ IN. PER LINEAL FOOT
SOFFIT VENT NET FREE AREA= 9 SQ IN. PER LINEAL FOOT

1508 S.F. * 1/300 (CODE REQUIREMENT) * 144(CONVERTS TO SQ IN) / 2 (HIGH AND LOW)= 362 SQ IN.

/ NFA OF RIDGE VENT= RIDGE VENTS NEEDED: 20.11 LF

/ NFA OF SOFFIT VENT= SOFFIT VENT NEEDED: 40.22LF

ACTUAL RIDGE VENTS PROVIDED: 20 LF
ACTUAL LOW VENTS PROVIDED: 40 LF

ALL TRUSS HEELS OVER HEATED SPACE TO ALLOW FOR INSULATION PER CODE UNLESS NOTED OTHERWISE- TRUSS HEELS OVER UNHEATED SPACE SHALL BE STANDARD HEIGHT.

PORCH ROOF

ATTIC VENTILATION CALCULATIONS

TOTAL SQ FT OF ROOF AREA: 90 S.F.
SOFFIT VENT NET FREE AREA= 9 SQ IN. PER LINEAL FOOT

90 S.F. * 1/150 (CODE REQUIREMENT) * 144(CONVERTS TO SQ IN) (LOW)= 86 SQ IN.

NFA OF SOFFIT VENT= SOFFIT VENT NEEDED: 9.55 LF

ACTUAL LOW VENTS PROVIDED: 8 LF

GARAGE ROOF

ATTIC VENTILATION CALCULATIONS

TOTAL SQ FT OF ROOF AREA: 129 S.F.
SOFFIT VENT NET FREE AREA= 9 SQ IN. PER LINEAL FOOT

129 S.F. * 1/150 (CODE REQUIREMENT) * 144(CONVERTS TO SQ IN) (LOW)= 124 SQ IN.

NFA OF SOFFIT VENT= SOFFIT VENT NEEDED: 13.77 LF

ACTUAL LOW VENTS PROVIDED: 12 LF

3RD GARAGE ROOF

ATTIC VENTILATION CALCULATIONS

TOTAL SQ FT OF ROOF AREA: 220 S.F.
RIDGE VENT NET FREE AREA= 18 SQ IN. PER LINEAL FOOT
SOFFIT VENT NET FREE AREA= 9 SQ IN. PER LINEAL FOOT

220 S.F. * 1/300 (CODE REQUIREMENT) * 144(CONVERTS TO SQ IN) / 2 (HIGH AND LOW)= 53 SQ IN.

/ NFA OF RIDGE VENT= RIDGE VENTS NEEDED: 2.94 LF

/ NFA OF SOFFIT VENT= SOFFIT VENT NEEDED: 5.8 LF

ACTUAL RIDGE VENTS PROVIDED: 4 LF
ACTUAL LOW VENTS PROVIDED: 8 LF

ALL TRUSS HEELS OVER HEATED SPACE TO ALLOW FOR INSULATION PER CODE UNLESS NOTED OTHERWISE- TRUSS HEELS OVER UNHEATED SPACE SHALL BE STANDARD HEIGHT.

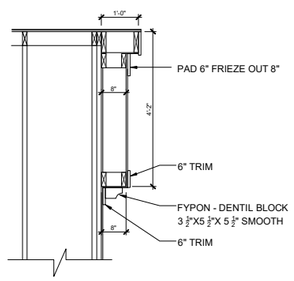

(A) SECTION AT GABLE

SCALE: 1/4"=1'-0" (11"x17" SHEET SIZE)
SCALE: 1/2"=1'-0" (24"x36" SHEET SIZE)

REAR ELEVATION- COL

SCALE: 1/8"=1'-0" (11"x17" SHEET SIZE)
SCALE: 1/4"=1'-0" (24"x36" SHEET SIZE)

REV.	DATE
v1.2	11-04-20
v1.3	03-15-21
v1.4	06-15-21
v1.5	02-03-22
v1.6	04-01-23

These plans are the property of Beazer Homes and may not be reproduced, changed or copied without the expressed written consent of Beazer Homes, nor are they to be assigned to a third party without obtaining said written consent.

© 2019 Beazer Homes USA, Inc.
Unpublished work

BEAZER HOMES

COLONNADE D

IND V126 v1.6

Elevation Plans

Front Elevation COL

drawn by: DA
checked by: MW
date: 06-18-19
sheet number: A-3.6

Plot Date: 7/11/2023 8:36:01 AM; By: Michael Wittekind

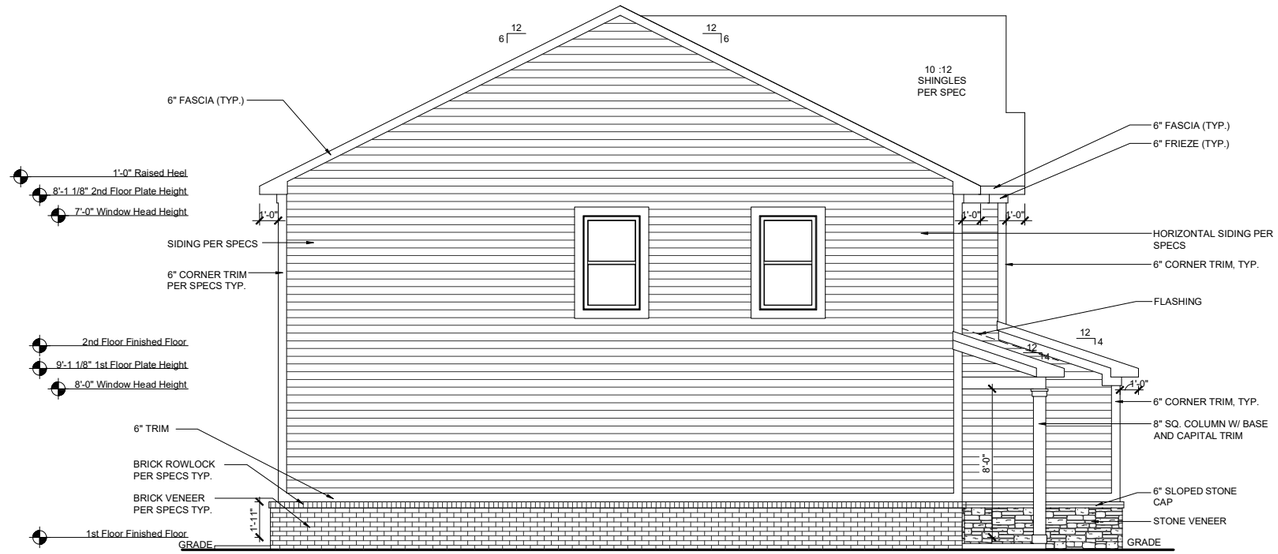

LEFT ELEVATION - COL

SCALE: 1/8"=1'-0" (11"x17" SHEET SIZE)
SCALE: 1/4"=1'-0" (24"x36" SHEET SIZE)

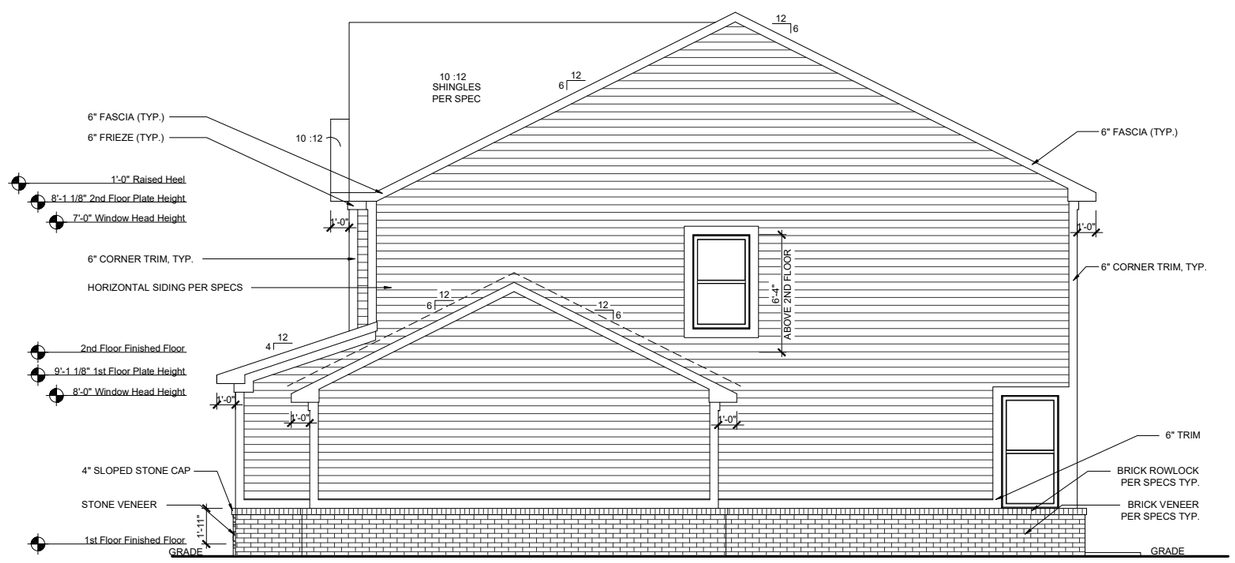

RIGHT ELEVATION- COL

SCALE: 1/8"=1'-0" (11"x17" SHEET SIZE)
SCALE: 1/4"=1'-0" (24"x36" SHEET SIZE)

Plot Date: 7/11/2023 8:36:03 AM; By: Michael Witteknd

REV.	DATE
v1.2	11-04-20
v1.3	03-15-21
v1.4	06-15-21
v1.5	02-03-22
v1.6	04-01-23

These plans are the property of Beazer Homes and may not be reproduced, changed or copied without the expressed written consent of Beazer Homes, nor are they to be assigned to a third party without obtaining said written consent.

© 2019 Beazer Homes USA, Inc.
Unpublished work

BEAZER HOMES

COLONNADE D

IND V126 v1.6

Elevation Plans

Side Elevations COL

drawn by: DA
checked by: MW
date: 06-18-19
sheet number: A-3.7

Square Footages				
Area	Elev TRL	Elev ACL	Elev FHL	Elev COL
First Floor	1418 SF	1418 SF	1418 SF	1418 SF
Second Floor	1751 SF	1765 SF	1765 SF	1761 SF
Total Living	3169 SF	3183 SF	3183 SF	3179 SF
Garage	672 SF	672 SF	672 SF	672 SF
Porch	28 SF	30 SF	83 SF	77 SF
Total Under Roof	3869 SF	3885 SF	3938 SF	3928 SF

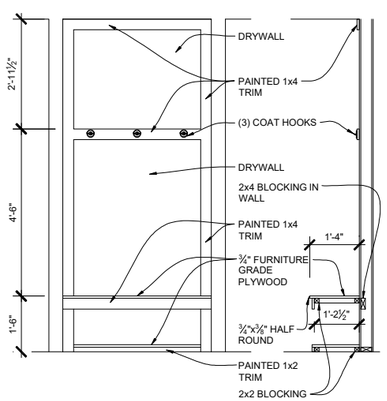

A COAT BENCH DETAIL
SCALE: 1/4"=1'-0" (11"x17" SHEET SIZE)
SCALE: 1/2"=1'-0" (24"x36" SHEET SIZE)

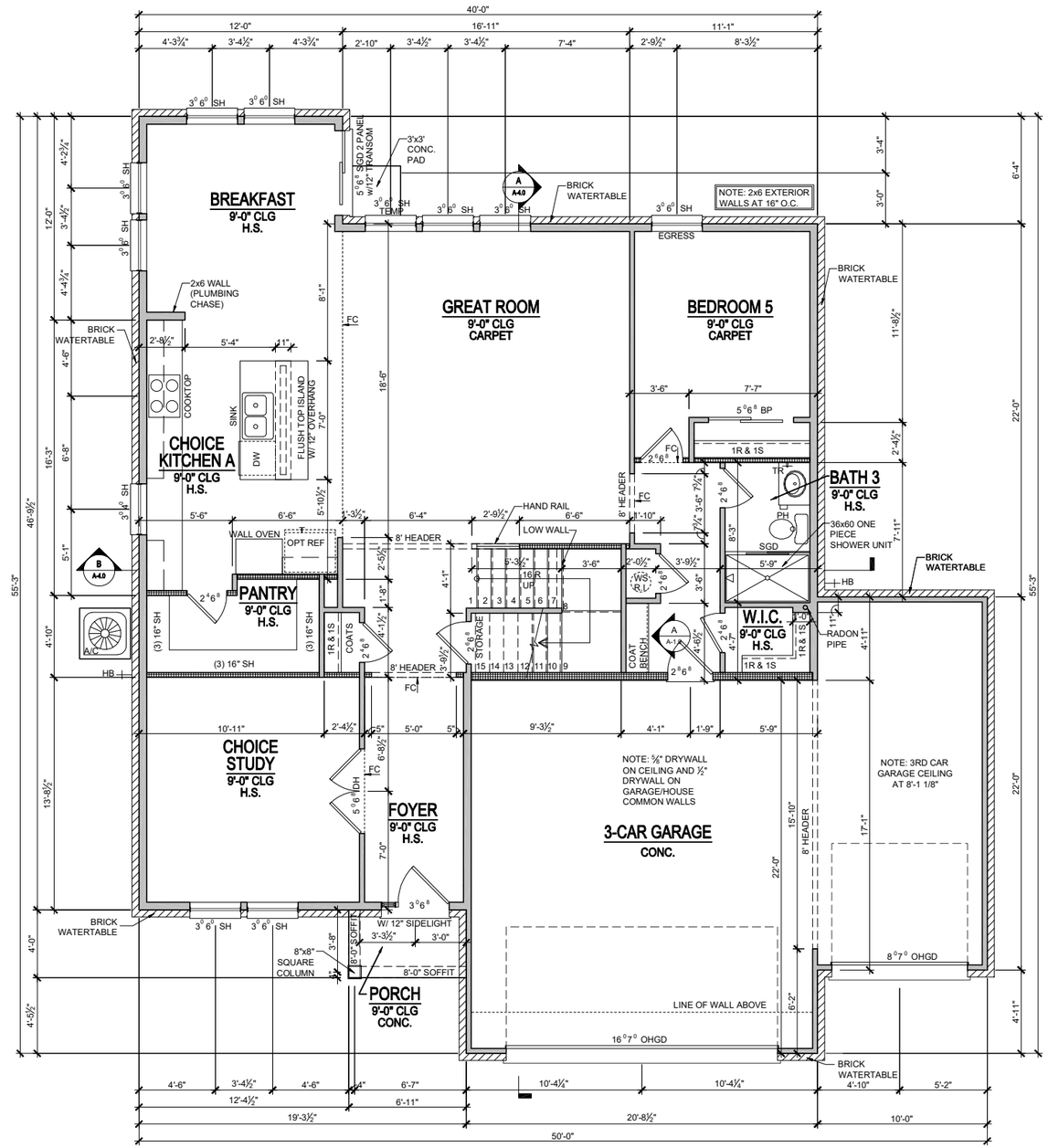

1st FLOOR PLAN - TRL
SCALE: 1/8"=1'-0" (11"x17" SHEET SIZE)
SCALE: 1/4"=1'-0" (24"x36" SHEET SIZE)

Plot Date: 7/11/2023 9:30:50 AM; By: Michael Witteklnd

REV.	DATE
v1.1	11-12-19
v1.2	01-21-21
v1.3	06-15-21
v1.4	02-03-22
v1.5	04-01-23

These plans are the property of Beazer Homes and may not be reproduced, changed or copied without the expressed written consent of Beazer Homes, nor are they to be assigned to a third party without obtaining said written consent.
© 2011 Beazer Homes USA, Inc.
Unpublished work

BEAZER HOMES

COLONNADE D

IND V128 1.5

Floor Plans

First Floor Plan

drawn by: ---
checked by: ---
date: ---
sheet number:
A-1.0

Square Footages				
Area	**Elev TRL**	**Elev ACL**	**Elev FHL**	**Elev COL**
First Floor	1418 SF	1418 SF	1418 SF	1418 SF
Second Floor	1751 SF	1765 SF	1765 SF	1761 SF
Total Living	3169 SF	3183 SF	3183 SF	3179 SF
Garage	672 SF	672 SF	672 SF	672 SF
Porch	28 SF	30 SF	83 SF	77 SF
Total Under Roof	3869 SF	3885 SF	3938 SF	3928 SF

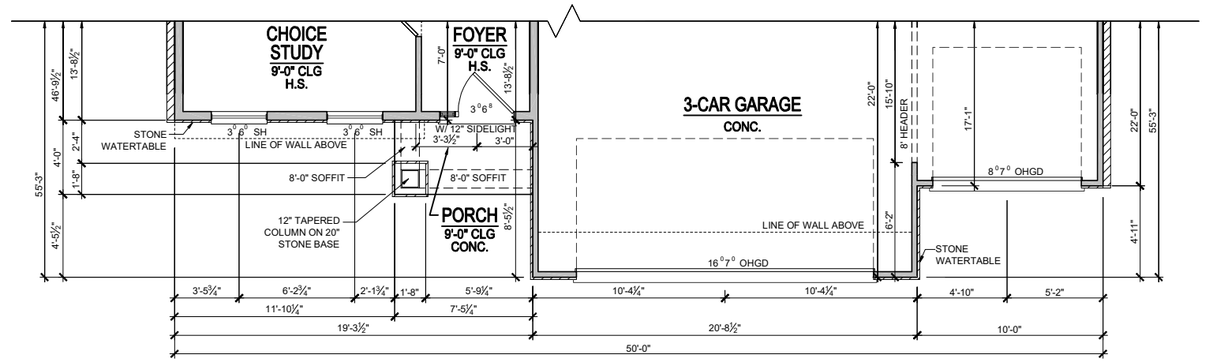

1st FLOOR PLAN - ACL

SCALE: 1/8"=1'-0" (11"x17" SHEET SIZE)
SCALE: 1/4"=1'-0" (24"x36" SHEET SIZE)

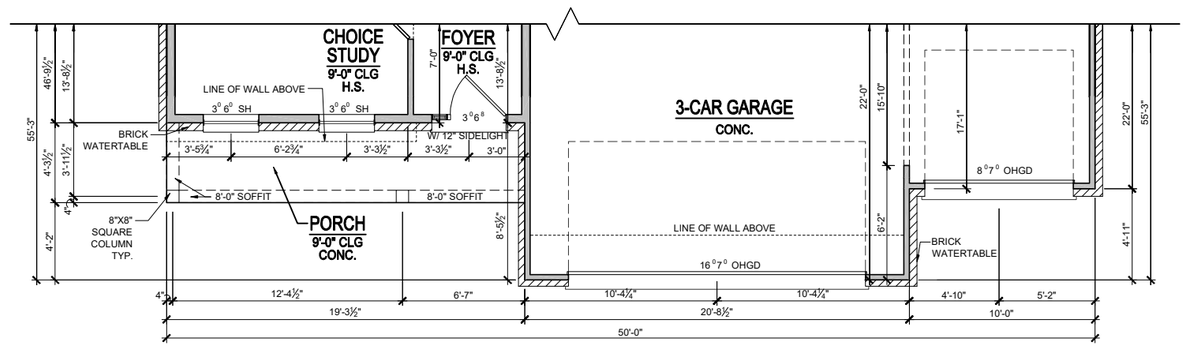

1st FLOOR PLAN - FHL

SCALE: 1/8"=1'-0" (11"x17" SHEET SIZE)
SCALE: 1/4"=1'-0" (24"x36" SHEET SIZE)

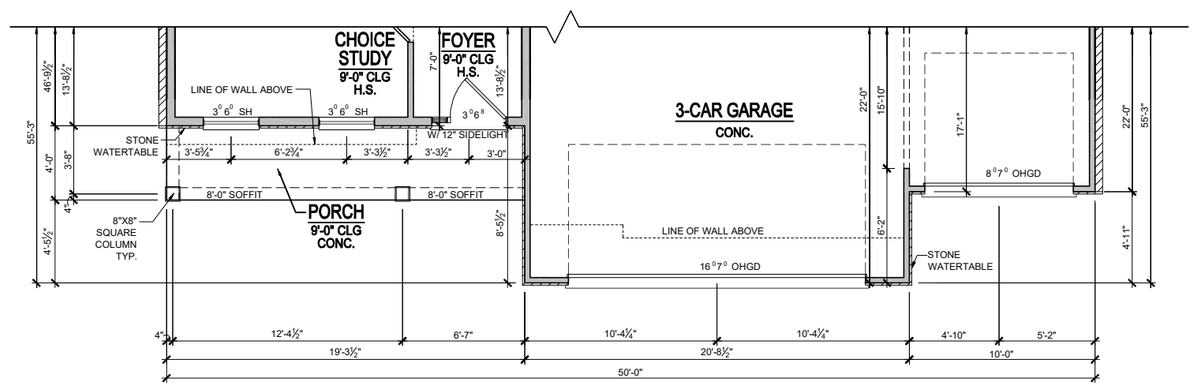

1st FLOOR PLAN - COL

SCALE: 1/8"=1'-0" (11"x17" SHEET SIZE)
SCALE: 1/4"=1'-0" (24"x36" SHEET SIZE)

REV.	DATE
v1.1	11-12-19
v1.2	01-21-21
v1.3	06-15-21
v1.4	02-03-22
v1.5	04-01-23

These plans are the property of Beazer Homes and may not be reproduced, changed or copied without the expressed written consent of Beazer Homes, nor are they to be assigned to a third party without obtaining said written consent.

© 2011 Beazer Homes USA, Inc.
Unpublished work

BEAZER HOMES

COLONNADE D

IND V1281.5

Floor Plans

First Floor Partials

drawn by: ---

checked by: ---

date: ---

sheet number: A-1.1

Plot Date: 7/11/2023 9:30:53 AM ; By: Michael Wittekind

Square Footages				
Area	Elev TRL	Elev ACL	Elev FHL	Elev COL
First Floor	1418 SF	1418 SF	1418 SF	1418 SF
Second Floor	1751 SF	1765 SF	1765 SF	1761 SF
Total Living	3169 SF	3183 SF	3183 SF	3179 SF
Garage	672 SF	672 SF	672 SF	672 SF
Porch	28 SF	30 SF	83 SF	77 SF
Total Under Roof	3869 SF	3885 SF	3938 SF	3928 SF

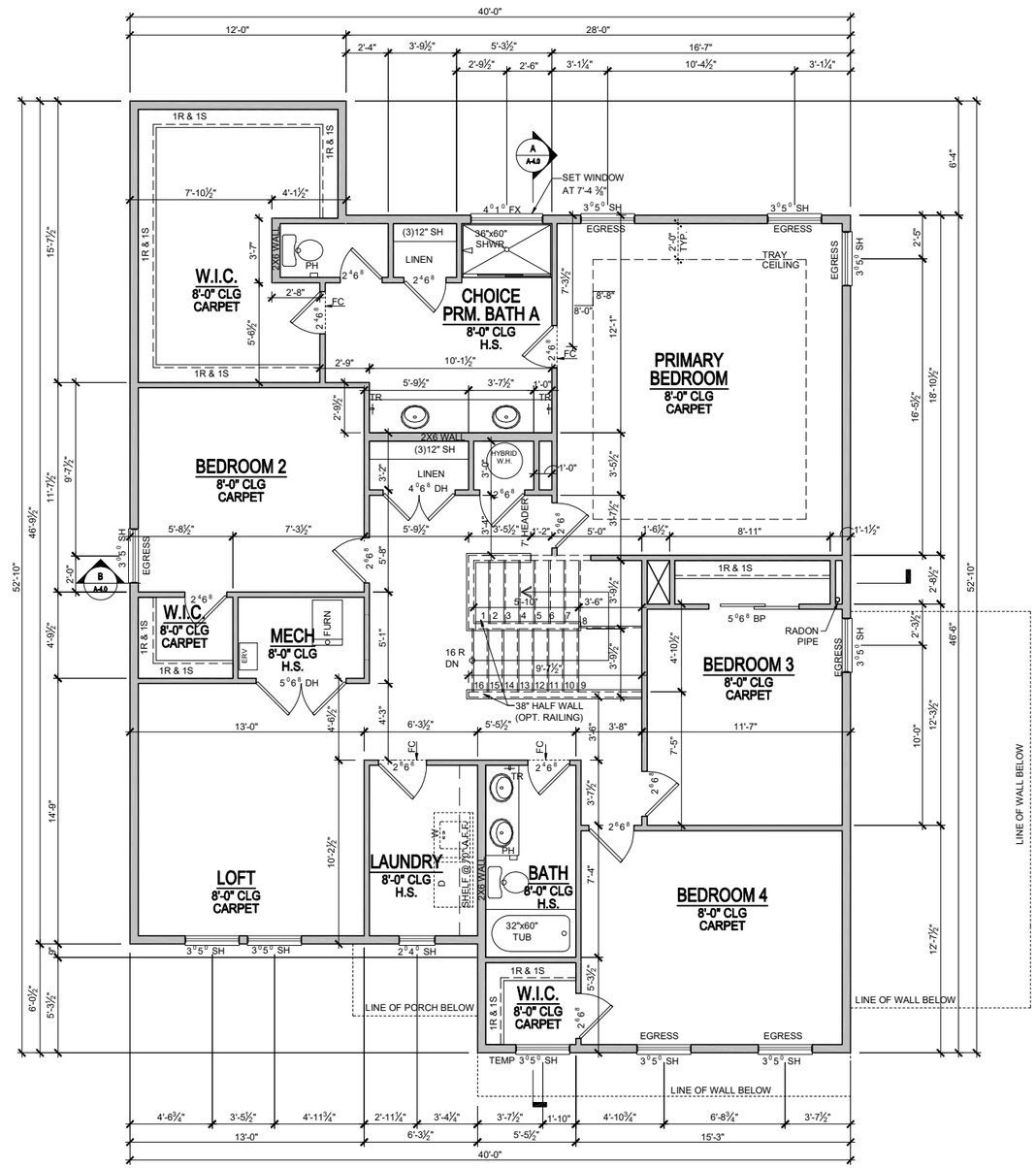

2nd FLOOR PLAN TRL

SCALE: 1/8"=1'-0" (11"x17" SHEET SIZE)
SCALE: 1/4"=1'-0" (24"x36" SHEET SIZE)

Plot Date: 7/11/2023 9:30:55 AM ; By: Michael Wittekind

REV.	DATE
v1.1	11-12-19
v1.2	01-21-21
v1.3	06-15-21
v1.4	02-03-22
v1.5	04-01-23

These plans are the property of Beazer Homes and may not be reproduced, changed or copied without the expressed written consent of Beazer Homes, nor are they to be assigned to a third party without obtaining said written consent.

© 2011 Beazer Homes USA, Inc.
Unpublished work

BEAZER HOMES

COLONNADE D

IND V1281.5

Floor Plans

Second Floor Plan

drawn by: ---

checked by: ---

date: ---

sheet number:

A-2.0

Square Footages				
Area	**Elev TRL**	**Elev ACL**	**Elev FHL**	**Elev COL**
First Floor	1418 SF	1418 SF	1418 SF	1418 SF
Second Floor	1751 SF	1765 SF	1765 SF	1761 SF
Total Living	3169 SF	3183 SF	3183 SF	3179 SF
Garage	672 SF	672 SF	672 SF	672 SF
Porch	28 SF	30 SF	83 SF	77 SF
Total Under Roof	3869 SF	3885 SF	3938 SF	3928 SF

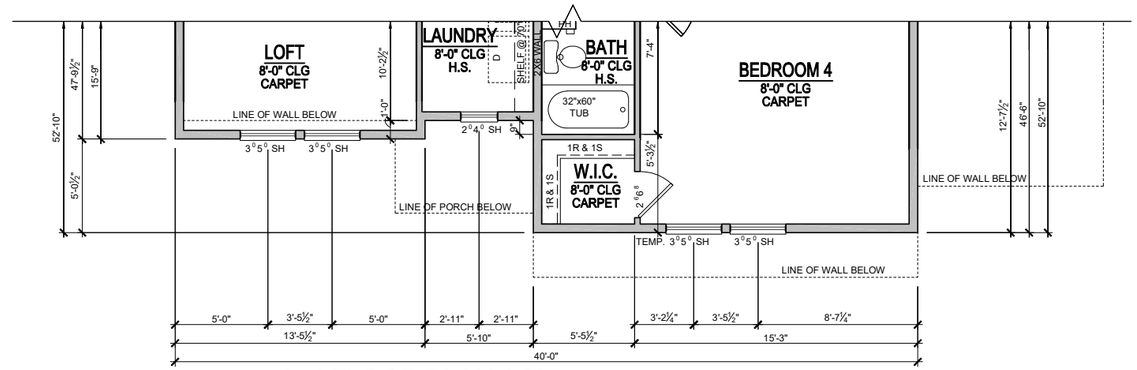

2nd FLOOR PLAN ACL

SCALE: 1/8"=1'-0" (11"x17" SHEET SIZE)
SCALE: 1/4"=1'-0" (24"x36" SHEET SIZE)

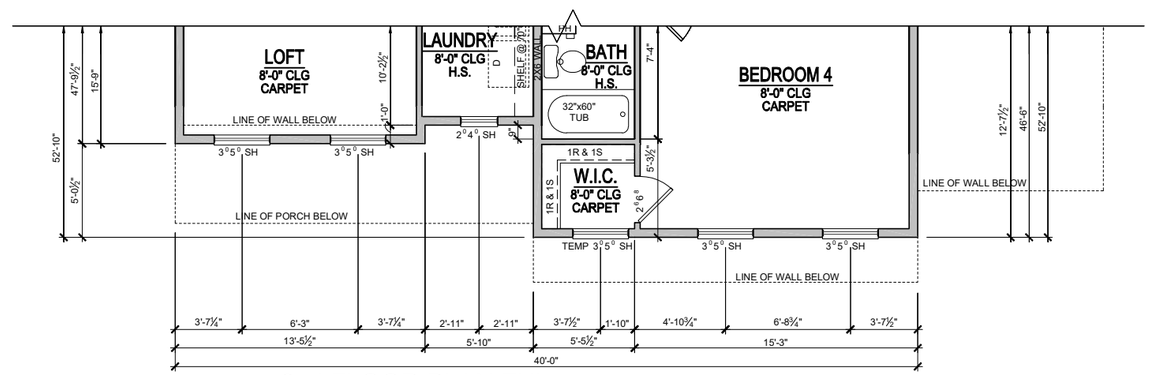

2nd FLOOR PLAN FHL

SCALE: 1/8"=1'-0" (11"x17" SHEET SIZE)
SCALE: 1/4"=1'-0" (24"x36" SHEET SIZE)

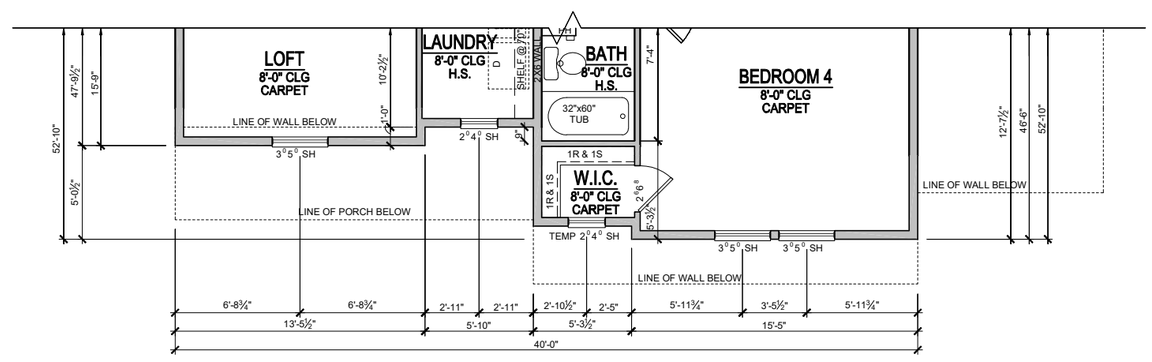

2nd FLOOR PLAN COL

SCALE: 1/8"=1'-0" (11"x17" SHEET SIZE)
SCALE: 1/4"=1'-0" (24"x36" SHEET SIZE)

Plot Date: 7/11/2023 9:30:58 AM; By: Michael Witteknd

REV.	DATE
v1.1	11-12-19
v1.2	01-21-21
v1.3	06-15-21
v1.4	02-03-22
v1.5	04-01-23

These plans are the property of Beazer Homes and may not be reproduced, changed or copied without the expressed written consent of Beazer Homes, nor are they to be assigned to a third party without obtaining said written consent.

© 2011 Beazer Homes USA, Inc.
Unpublished work

BEAZER HOMES

COLONNADE D

IND V128 1.5

Floor Plans

Second Floor Partials

drawn by: ---

checked by: ---

date: ---

sheet number:

A-2.1

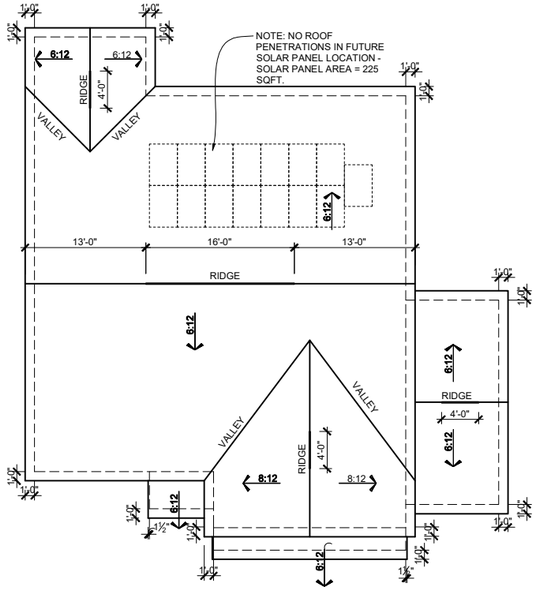

ROOF PLAN - TRL

SCALE: 1/16"=1'-0" (11"x17" SHEET SIZE)
SCALE: 1/8"=1'-0" (24"x36" SHEET SIZE)

FRONT ELEVATION - TRL

SCALE: 1/8"=1'-0" (11"x17" SHEET SIZE)
SCALE: 1/4"=1'-0" (24"x36" SHEET SIZE)

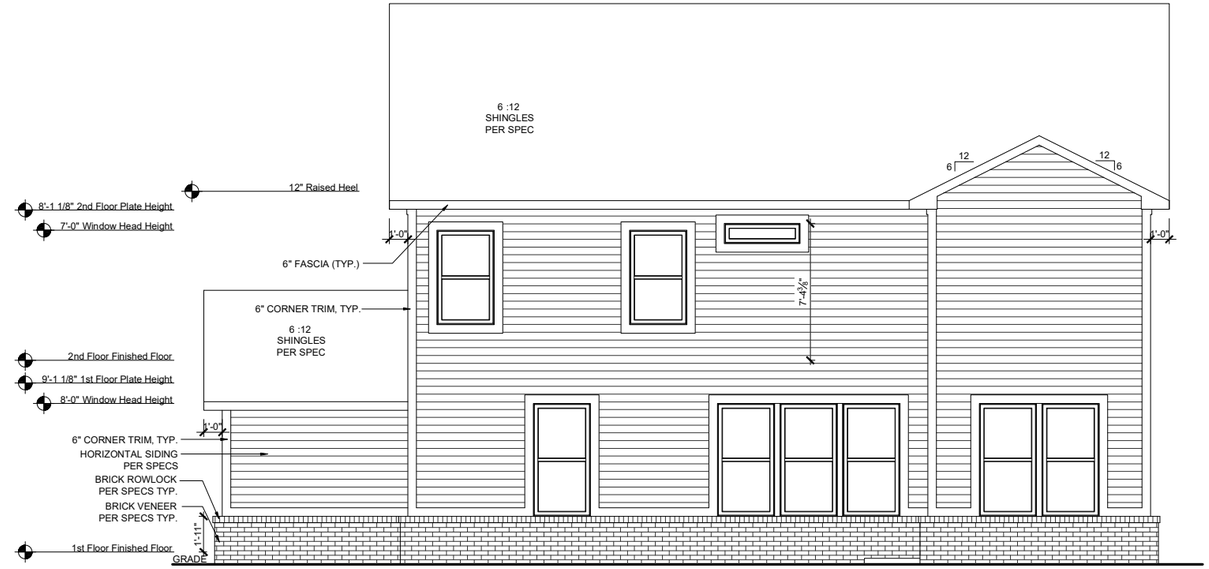

REAR ELEVATION - TRL

SCALE: 1/8"=1'-0" (11"x17" SHEET SIZE)
SCALE: 1/4"=1'-0" (24"x36" SHEET SIZE)

MAIN ROOF

ATTIC VENTILATION CALCULATIONS

TOTAL SQ FT OF ROOF AREA: 1818 S.F.
RIDGE VENT NET FREE AREA= 18 SQ IN. PER LINEAL FOOT
SOFFIT VENT NET FREE AREA= 9 SQ IN. PER LINEAL FOOT

1818 S.F. * 1/300 (CODE REQUIREMENT) * 144(CONVERTS TO SQ IN) / 2 (HIGH AND LOW)= 436 SQ IN.

/ NFA OF RIDGE VENT= RIDGE VENTS NEEDED: 24.22 LF

/ NFA OF SOFFIT VENT= SOFFIT VENT NEEDED: 48.44 LF

ACTUAL RIDGE VENTS PROVIDED: 24 LF
ACTUAL LOW VENTS PROVIDED: 48 LF

ALL TRUSS HEELS OVER HEATED SPACE TO ALLOW FOR INSULATION PER CODE UNLESS NOTED OTHERWISE- TRUSS HEELS OVER UNHEATED SPACE SHALL BE STANDARD HEIGHT.

PORCH ROOF

ATTIC VENTILATION CALCULATIONS

TOTAL SQ FT OF ROOF AREA: 28 S.F.
SOFFIT VENT NET FREE AREA= 9 SQ IN. PER LINEAL FOOT

28 S.F. * 1/150 (CODE REQUIREMENT) * 144(CONVERTS TO SQ IN) (LOW)= 27 SQ IN.

NFA OF SOFFIT VENT= SOFFIT VENT NEEDED: 3.00 LF

ACTUAL LOW VENTS PROVIDED: 4 LF

GARAGE ROOF

ATTIC VENTILATION CALCULATIONS

TOTAL SQ FT OF ROOF AREA: 31 S.F.
SOFFIT VENT NET FREE AREA= 9 SQ IN. PER LINEAL FOOT

31 S.F. * 1/150 (CODE REQUIREMENT) * 144(CONVERTS TO SQ IN) (LOW)= 30 SQ IN.

NFA OF SOFFIT VENT= SOFFIT VENT NEEDED: 3.33 LF

ACTUAL LOW VENTS PROVIDED: 4 LF

3RD CAR GARAGE ROOF

ATTIC VENTILATION CALCULATIONS

TOTAL SQ FT OF ROOF AREA: 220 S.F.
RIDGE VENT NET FREE AREA= 18 SQ IN. PER LINEAL FOOT
SOFFIT VENT NET FREE AREA= 9 SQ IN. PER LINEAL FOOT

220 S.F. * 1/300 (CODE REQUIREMENT) * 144(CONVERTS TO SQ IN) / 2 (HIGH AND LOW)= 53 SQ IN.

/ NFA OF RIDGE VENT= RIDGE VENTS NEEDED: 2.94 LF

/ NFA OF SOFFIT VENT= SOFFIT VENT NEEDED: 5.8 LF

ACTUAL RIDGE VENTS PROVIDED: 4 LF
ACTUAL LOW VENTS PROVIDED: 8 LF

ALL TRUSS HEELS OVER HEATED SPACE TO ALLOW FOR INSULATION PER CODE UNLESS NOTED OTHERWISE- TRUSS HEELS OVER UNHEATED SPACE SHALL BE STANDARD HEIGHT.

Plot Date: 7/11/2023 9:31:03 AM; By: Michael Wittekind

REV.	DATE
v1.1	11-12-19
v1.2	01-21-21
v1.3	06-15-21
v1.4	02-03-22
v1.5	04-01-23

These plans are the property of Beazer Homes and may not be reproduced, changed or copied without the expressed written consent of Beazer Homes, nor are they to be assigned to a third party without obtaining said written consent.

© 2011 Beazer Homes USA, Inc.
Unpublished work

BEAZER HOMES

COLONNADE D

IND V1281.5

Elevation Plans

Front Elevation TRL

drawn by: ---
checked by: ---
date: ---
sheet number:
A-3.0

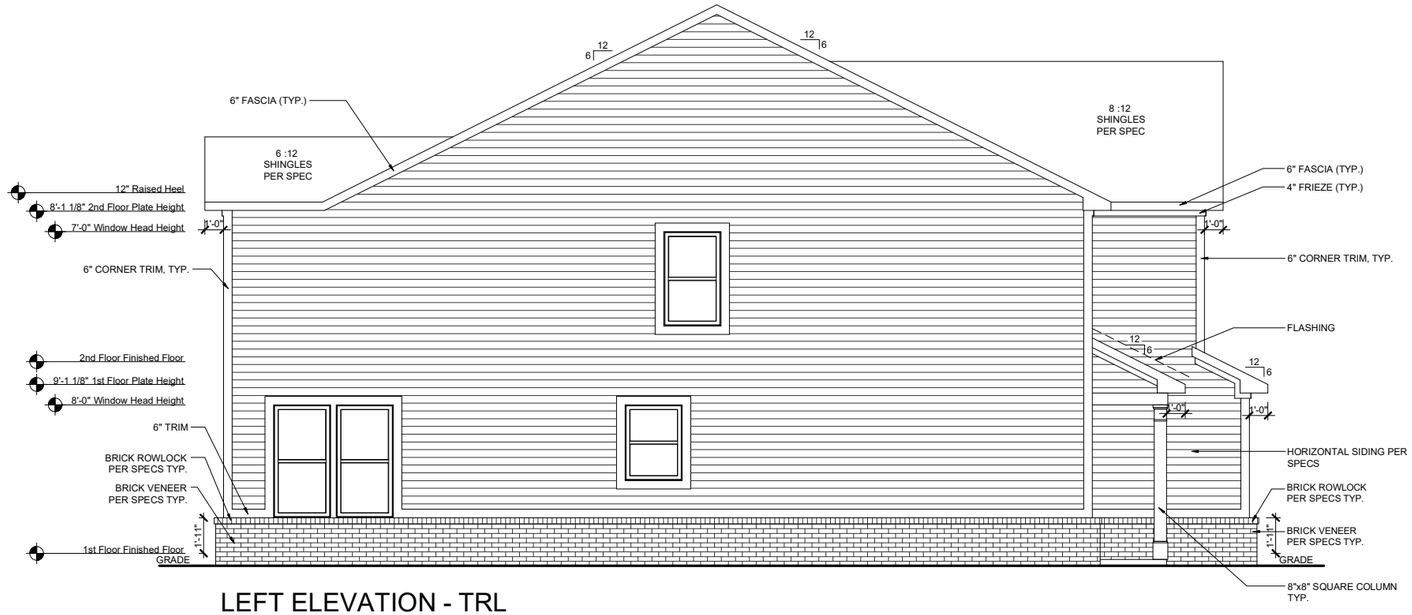

LEFT ELEVATION - TRL

SCALE: 1/8"=1'-0" (11"x17" SHEET SIZE)
SCALE: 1/4"=1'-0" (24"x36" SHEET SIZE)

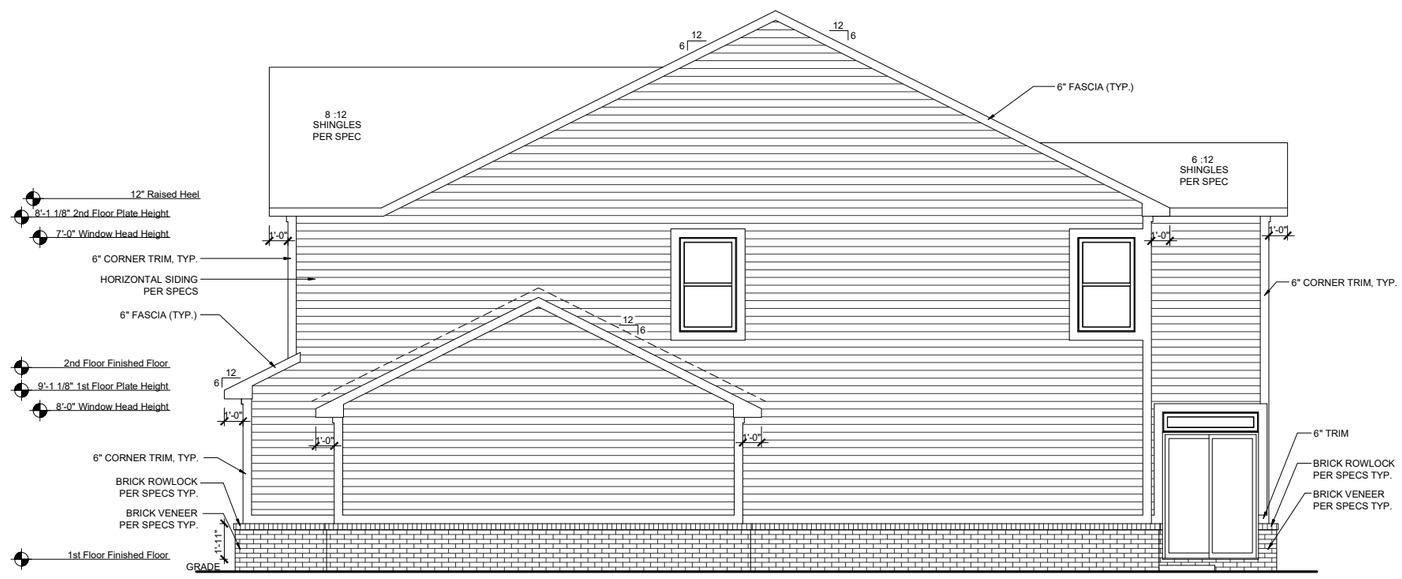

RIGHT ELEVATION - TRL

SCALE: 1/8"=1'-0" (11"x17" SHEET SIZE)
SCALE: 1/4"=1'-0" (24"x36" SHEET SIZE)

REV.	DATE
v1.1	11-12-19
v1.2	01-21-21
v1.3	06-15-21
v1.4	02-03-22
v1.5	04-01-23

These plans are the property of Beazer Homes and may not be reproduced, changed or copied without the expressed written consent of Beazer Homes, nor are they to be assigned to a third party without obtaining said written consent.

© 2011 Beazer Homes USA, Inc.
Unpublished work

BEAZER HOMES

COLONNADE D

IND V1281.5

Elevation Plans

Side Elevations TRL

drawn by: ---

checked by: ---

date: ---

sheet number:

A-3.1

Plot Date: 7/11/2023 9:31:05 AM; By: Michael Wittekind

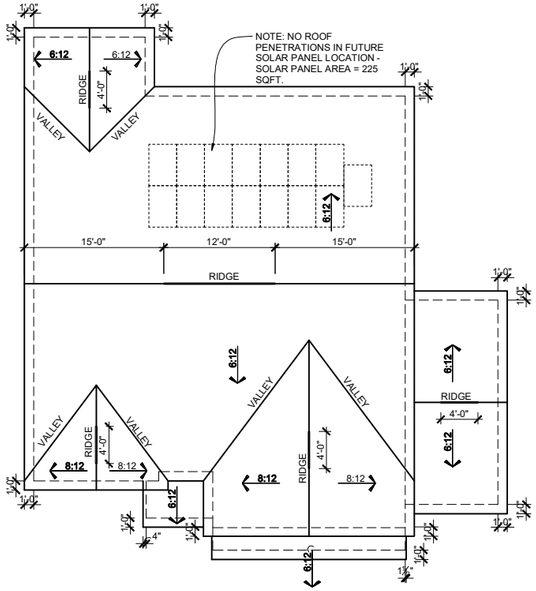

ROOF PLAN - ACL

SCALE: 1/16"=1'-0" (11"x17" SHEET SIZE)
SCALE: 1/8"=1'-0" (24"x36" SHEET SIZE)

FRONT ELEVATION - ACL

SCALE: 1/8"=1'-0" (11"x17" SHEET SIZE)
SCALE: 1/4"=1'-0" (24"x36" SHEET SIZE)

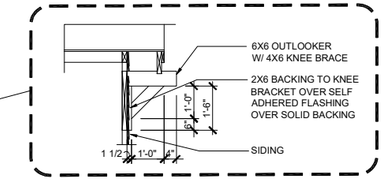

CORBEL AND KNEE BRACE

MAIN ROOF

ATTIC VENTILATION CALCULATIONS

TOTAL SQ FT OF ROOF AREA: 1833 S.F.
RIDGE VENT NET FREE AREA= 18 SQ IN. PER LINEAL FOOT
SOFFIT VENT NET FREE AREA= 9 SQ IN. PER LINEAL FOOT

1833 S.F. * 1/300 (CODE REQUIREMENT) * 144(CONVERTS TO SQ IN) / 2 (HIGH AND LOW)= 440 SQ IN.

/ NFA OF RIDGE VENT= RIDGE VENTS NEEDED: 24.44 LF

/ NFA OF SOFFIT VENT= SOFFIT VENT NEEDED: 48.88 LF

ACTUAL RIDGE VENTS PROVIDED: 24 LF
ACTUAL LOW VENTS PROVIDED: 48 LF

ALL TRUSS HEELS OVER HEATED SPACE TO ALLOW FOR INSULATION PER CODE UNLESS NOTED OTHERWISE- TRUSS HEELS OVER UNHEATED SPACE SHALL BE STANDARD HEIGHT.

PORCH ROOF

ATTIC VENTILATION CALCULATIONS

TOTAL SQ FT OF ROOF AREA: 35 S.F.
SOFFIT VENT NET FREE AREA= 9 SQ IN. PER LINEAL FOOT

35 S.F. * 1/150 (CODE REQUIREMENT) * 144(CONVERTS TO SQ IN) (LOW)= 34 SQ IN.

NFA OF SOFFIT VENT= SOFFIT VENT NEEDED: 3.77 LF

ACTUAL LOW VENTS PROVIDED: 4 LF

GARAGE ROOF

ATTIC VENTILATION CALCULATIONS

TOTAL SQ FT OF ROOF AREA: 31 S.F.
SOFFIT VENT NET FREE AREA= 9 SQ IN. PER LINEAL FOOT

31 S.F. * 1/150 (CODE REQUIREMENT) * 144(CONVERTS TO SQ IN) (LOW)= 30 SQ IN.

NFA OF SOFFIT VENT= SOFFIT VENT NEEDED: 3.33 LF

ACTUAL LOW VENTS PROVIDED: 4 LF

3RD CAR GARAGE ROOF

ATTIC VENTILATION CALCULATIONS

TOTAL SQ FT OF ROOF AREA: 220 S.F.
RIDGE VENT NET FREE AREA= 18 SQ IN. PER LINEAL FOOT
SOFFIT VENT NET FREE AREA= 9 SQ IN. PER LINEAL FOOT

220 S.F. * 1/300 (CODE REQUIREMENT) * 144(CONVERTS TO SQ IN) / 2 (HIGH AND LOW)= 53 SQ IN.

/ NFA OF RIDGE VENT= RIDGE VENTS NEEDED: 2.94 LF

/ NFA OF SOFFIT VENT= SOFFIT VENT NEEDED: 5.8 LF

ACTUAL RIDGE VENTS PROVIDED: 4 LF
ACTUAL LOW VENTS PROVIDED: 8 LF

ALL TRUSS HEELS OVER HEATED SPACE TO ALLOW FOR INSULATION PER CODE UNLESS NOTED OTHERWISE- TRUSS HEELS OVER UNHEATED SPACE SHALL BE STANDARD HEIGHT.

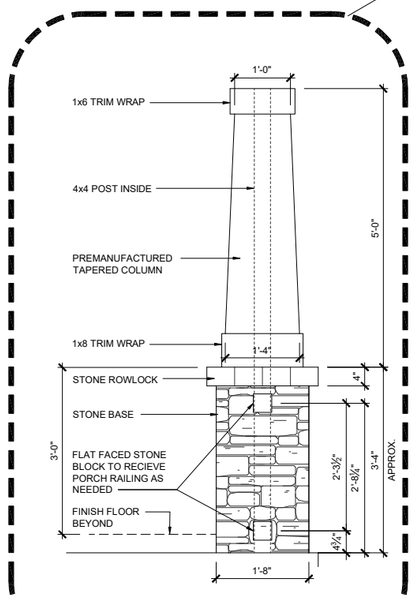

COLUMN - ACL

SCALE: 3/8"=1'-0" (11"x17" SHEET SIZE)
SCALE: 3/4"=1'-0" (24"x36" SHEET SIZE)

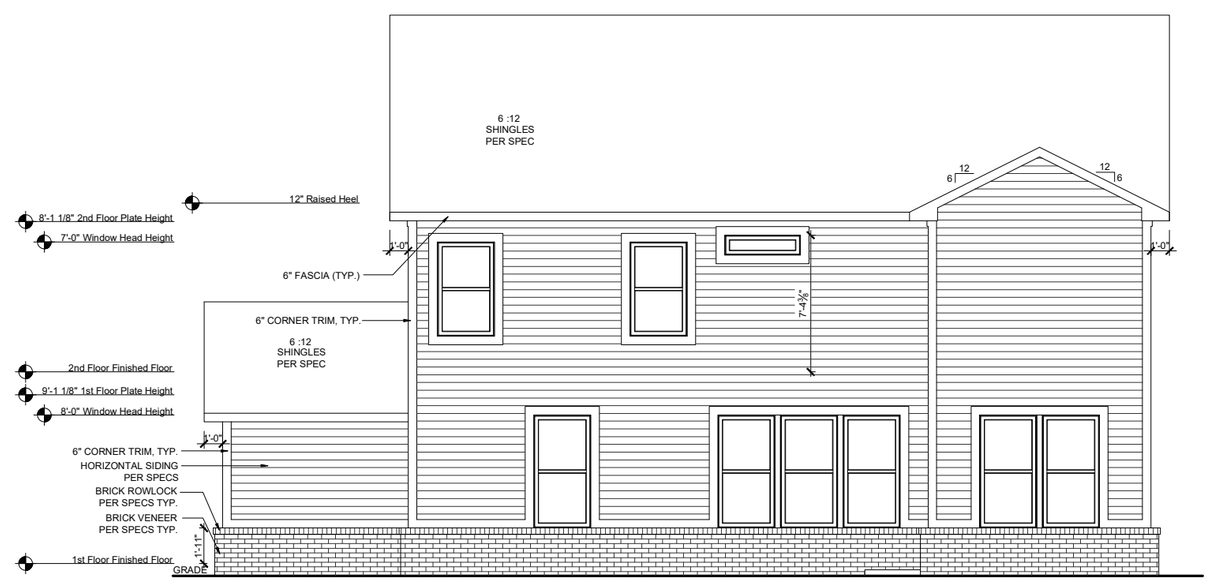

REAR ELEVATION - ACL

SCALE: 1/8"=1'-0" (11"x17" SHEET SIZE)
SCALE: 1/4"=1'-0" (24"x36" SHEET SIZE)

REV.	DATE
v1.1	11-12-19
v1.2	01-21-21
v1.3	06-15-21
v1.4	02-03-22
v1.5	04-01-23

These plans are the property of Beazer Homes and may not be reproduced, changed or copied without the expressed written consent of Beazer Homes, nor are they to be assigned to a third party without obtaining said written consent.

© 2011 Beazer Homes USA, Inc.
Unpublished work

BEAZER HOMES

IND V128 1.5

Elevation Plans

Front Elevation ACL

COLONNADE D

drawn by: ---
checked by: ---
date: ---
sheet number:
A-3.2

Plot Date: 7/11/2023 9:31:11 AM; By: Michael Wittekind

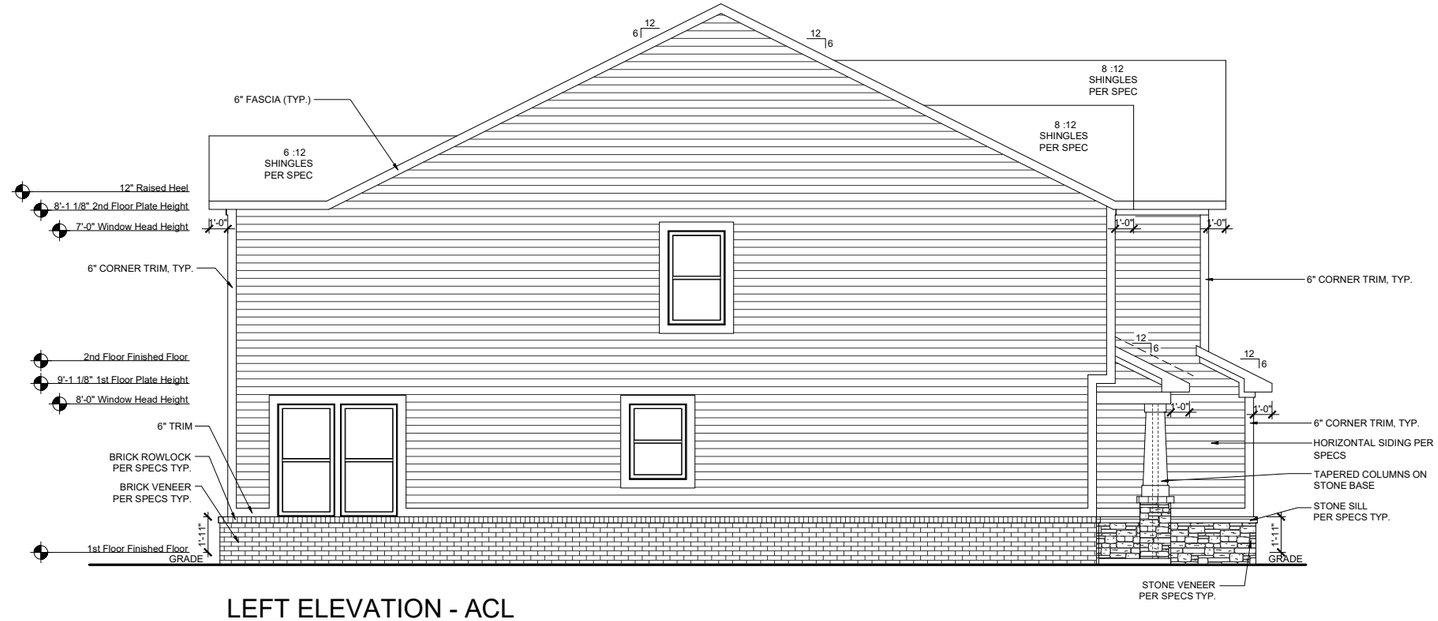

LEFT ELEVATION - ACL

SCALE: 1/8"=1'-0" (11"x17" SHEET SIZE)
SCALE: 1/4"=1'-0" (24"x36" SHEET SIZE)

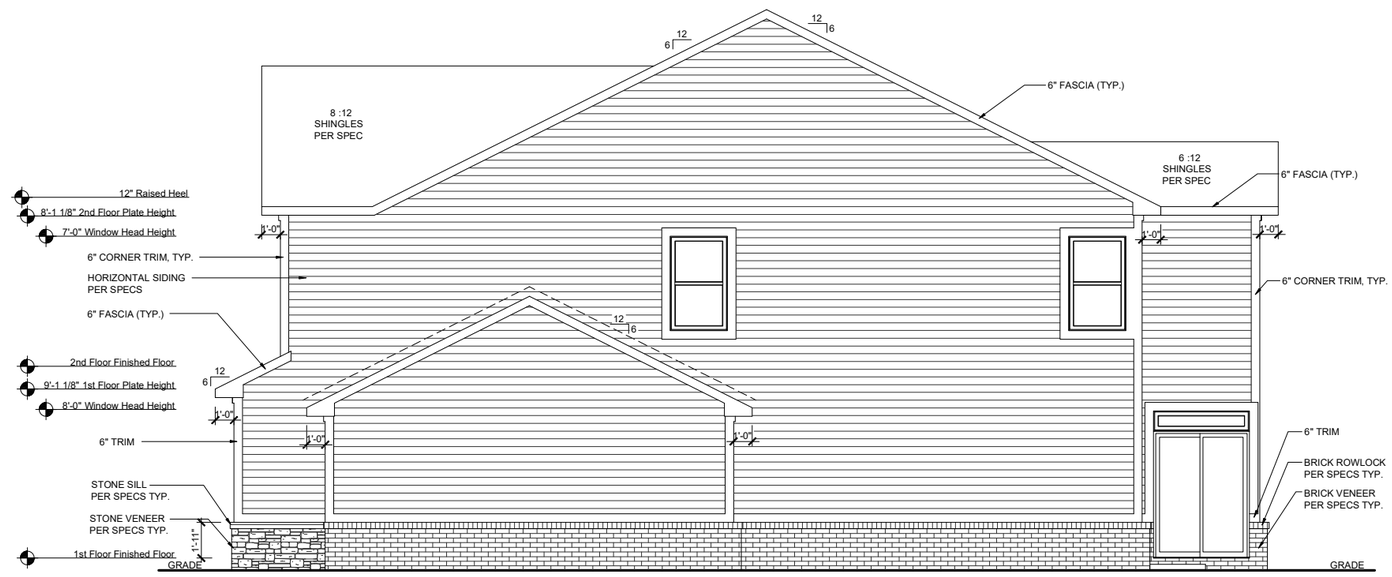

RIGHT ELEVATION - ACL

SCALE: 1/8"=1'-0" (11"x17" SHEET SIZE)
SCALE: 1/4"=1'-0" (24"x36" SHEET SIZE)

REV.	DATE
v1.1	11-12-19
v1.2	01-21-21
v1.3	06-15-21
v1.4	02-03-22
v1.5	04-01-23

These plans are the property of Beazer Homes and may not be reproduced, changed or copied without the expressed written consent of Beazer Homes, nor are they to be assigned to a third party without obtaining said written consent.

© 2011 Beazer Homes USA, Inc.
Unpublished work

BEAZER HOMES

IND V128 1.5

Elevation Plans

Side Elevations ACL

COLONNADE D

drawn by: ---

checked by: ---

date: ---

sheet number:

A-3.3

Plot Date: 7/11/2023 9:31:13 AM; By: Michael Witteknd

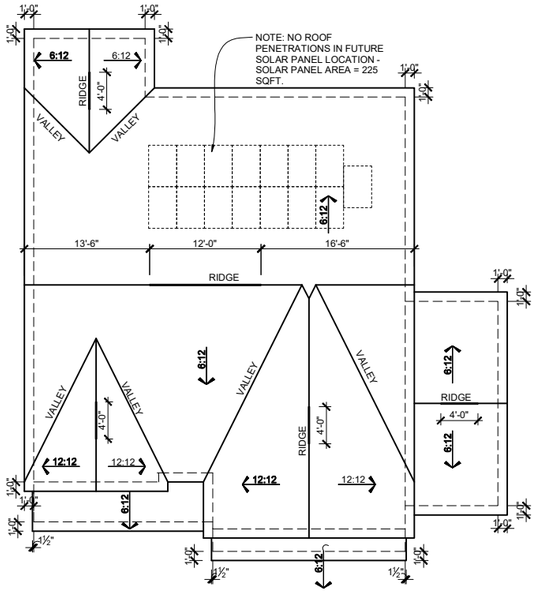

ROOF PLAN - FHL

SCALE: 1/16"=1'-0" (11"x17" SHEET SIZE)
SCALE: 1/8"=1'-0" (24"x36" SHEET SIZE)

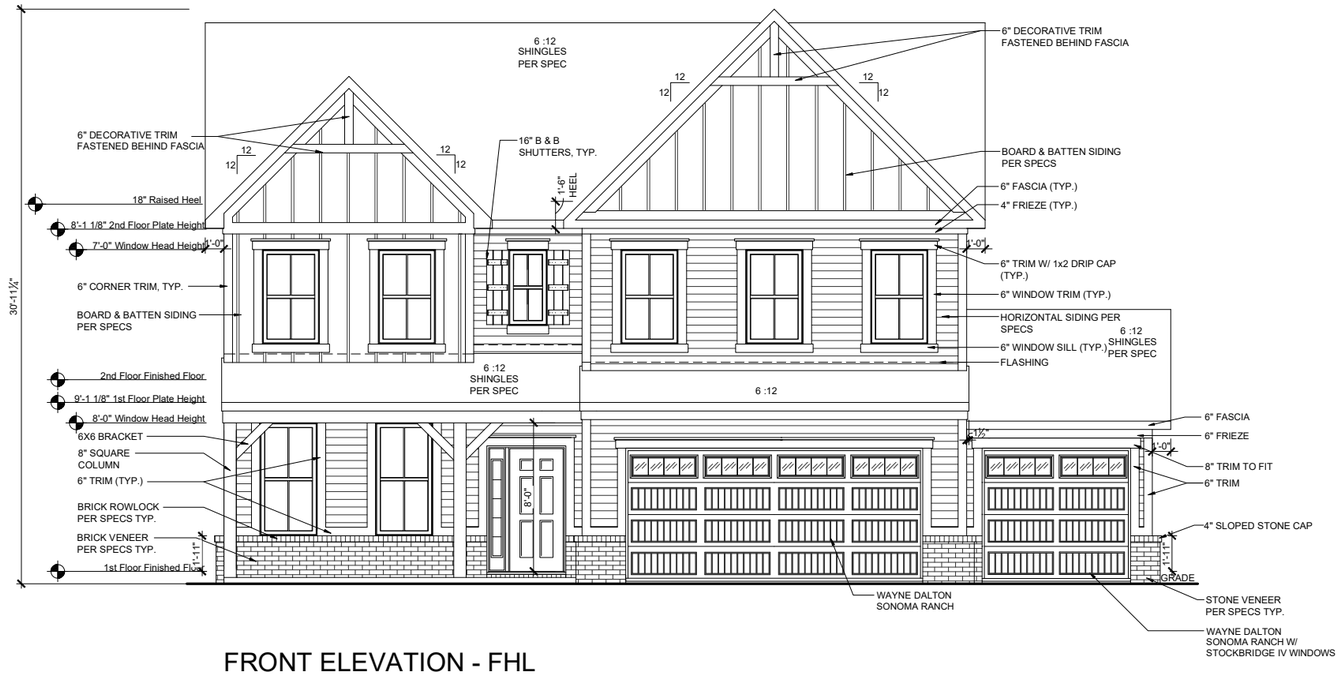

FRONT ELEVATION - FHL

SCALE: 1/8"=1'-0" (11"x17" SHEET SIZE)
SCALE: 1/4"=1'-0" (24"x36" SHEET SIZE)

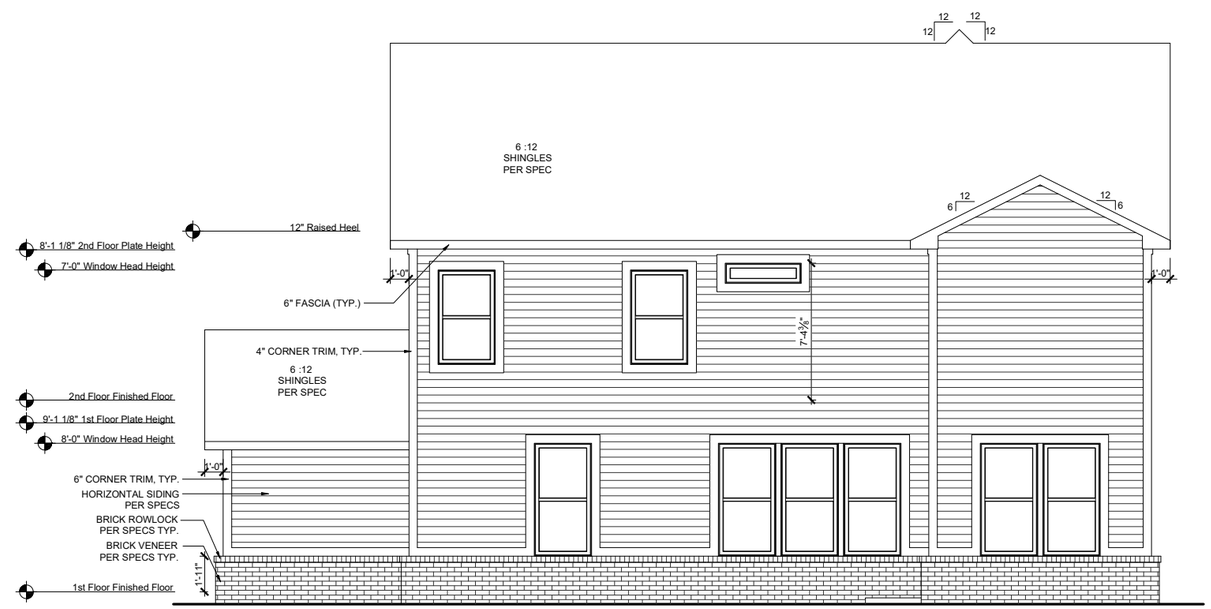

REAR ELEVATION - FHL

SCALE: 1/8"=1'-0" (11"x17" SHEET SIZE)
SCALE: 1/4"=1'-0" (24"x36" SHEET SIZE)

MAIN ROOF

ATTIC VENTILATION CALCULATIONS

TOTAL SQ FT OF ROOF AREA: 1833 S.F.
RIDGE VENT NET FREE AREA= 18 SQ IN. PER LINEAL FOOT
SOFFIT VENT NET FREE AREA= 9 SQ IN. PER LINEAL FOOT

1833 S.F. * 1/300 (CODE REQUIREMENT) * 144(CONVERTS TO SQ IN) / 2 (HIGH AND LOW)= 440 SQ IN.

/ NFA OF RIDGE VENT= RIDGE VENTS NEEDED: 24.44 LF

/ NFA OF SOFFIT VENT= SOFFIT VENT NEEDED: 48.88 LF

ACTUAL RIDGE VENTS PROVIDED: 24 LF
ACTUAL LOW VENTS PROVIDED: 48 LF

ALL TRUSS HEELS OVER HEATED SPACE TO ALLOW FOR INSULATION PER CODE UNLESS NOTED OTHERWISE- TRUSS HEELS OVER UNHEATED SPACE SHALL BE STANDARD HEIGHT.

PORCH ROOF

ATTIC VENTILATION CALCULATIONS

TOTAL SQ FT OF ROOF AREA: 89 S.F.
SOFFIT VENT NET FREE AREA= 9 SQ IN. PER LINEAL FOOT

89 S.F. * 1/150 (CODE REQUIREMENT) * 144(CONVERTS TO SQ IN) (LOW)= 85 SQ IN.

NFA OF SOFFIT VENT= SOFFIT VENT NEEDED: 9.44LF

ACTUAL LOW VENTS PROVIDED: 8 LF

GARAGE ROOF

ATTIC VENTILATION CALCULATIONS

TOTAL SQ FT OF ROOF AREA: 31 S.F.
SOFFIT VENT NET FREE AREA= 9 SQ IN. PER LINEAL FOOT

31 S.F. * 1/150 (CODE REQUIREMENT) * 144(CONVERTS TO SQ IN) (LOW)= 30 SQ IN.

NFA OF SOFFIT VENT= SOFFIT VENT NEEDED: 3.33 LF

ACTUAL LOW VENTS PROVIDED: 4 LF

3RD CAR GARAGE ROOF

ATTIC VENTILATION CALCULATIONS

TOTAL SQ FT OF ROOF AREA: 220 S.F.
RIDGE VENT NET FREE AREA= 18 SQ IN. PER LINEAL FOOT
SOFFIT VENT NET FREE AREA= 9 SQ IN. PER LINEAL FOOT

220 S.F. * 1/300 (CODE REQUIREMENT) * 144(CONVERTS TO SQ IN) / 2 (HIGH AND LOW)= 53 SQ IN.

/ NFA OF RIDGE VENT= RIDGE VENTS NEEDED: 2.94 LF

/ NFA OF SOFFIT VENT= SOFFIT VENT NEEDED: 5.8 LF

ACTUAL RIDGE VENTS PROVIDED: 4 LF
ACTUAL LOW VENTS PROVIDED: 8 LF

ALL TRUSS HEELS OVER HEATED SPACE TO ALLOW FOR INSULATION PER CODE UNLESS NOTED OTHERWISE- TRUSS HEELS OVER UNHEATED SPACE SHALL BE STANDARD HEIGHT.

Plot Date: 7/11/2023 9:31:18 AM; By: Michael Wittekind

REV.	DATE
v1.1	11-12-19
v1.2	01-21-21
v1.3	06-15-21
v1.4	02-03-22
v1.5	04-01-23

These plans are the property of Beazer Homes and may not be reproduced, changed or copied without the expressed written consent of Beazer Homes, nor are they to be assigned to a third party without obtaining said written consent.

© 2011 Beazer Homes USA, Inc.
Unpublished work

BEAZER HOMES

COLONNADE D

IND V1281.5

Elevation Plans

Front Elevation FHL

drawn by: ---
checked by: ---
date: ---
sheet number:
A-3.4

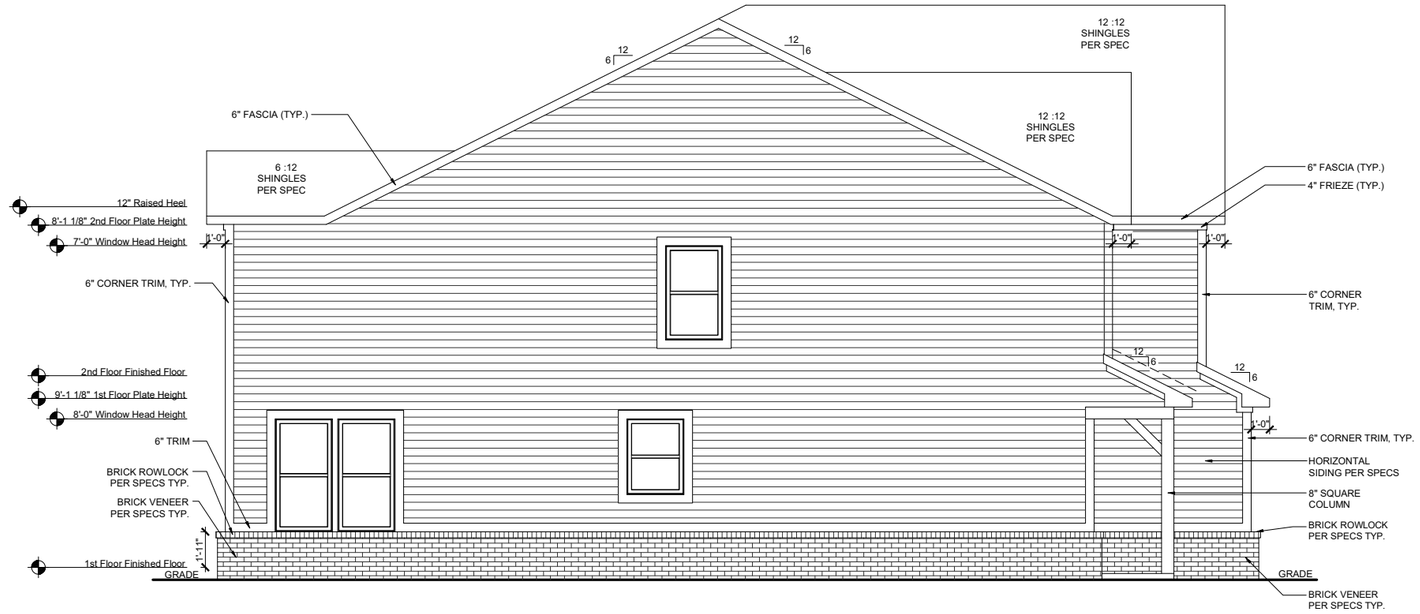

LEFT ELEVATION - FHL

SCALE: 1/8"=1'-0" (11"x17" SHEET SIZE)
SCALE: 1/4"=1'-0" (24"x36" SHEET SIZE)

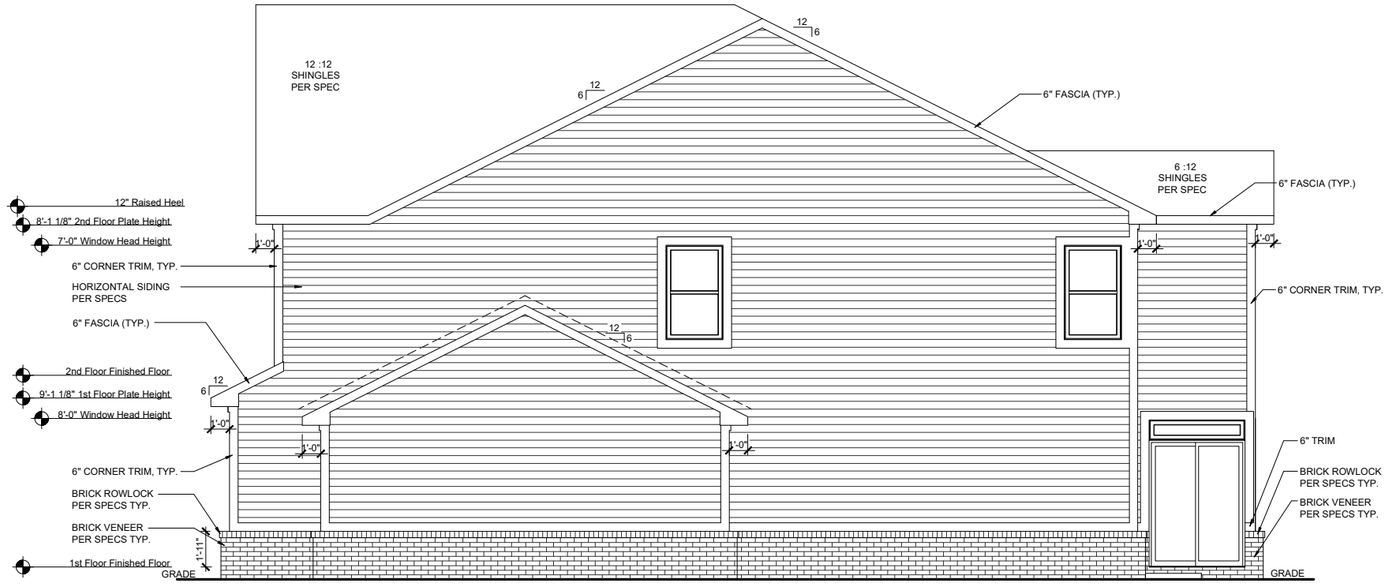

RIGHT ELEVATION - FHL

SCALE: 1/8"=1'-0" (11"x17" SHEET SIZE)
SCALE: 1/4"=1'-0" (24"x36" SHEET SIZE)

REV.	DATE
v1.1	11-12-19
v1.2	01-21-21
v1.3	06-15-21
v1.4	02-03-22
v1.5	04-01-23

These plans are the property of Beazer Homes and may not be reproduced, changed or copied without the expressed written consent of Beazer Homes, nor are they to be assigned to a third party without obtaining said written consent.

© 2011 Beazer Homes USA, Inc.
Unpublished work

BEAZER HOMES

COLONNADE D

IND V128 1.5

Elevation Plans

Side Elevations FHL

drawn by: ---

checked by: ---

date: ---

sheet number:

A-3.5

Plot Date: 7/11/2023 9:31:20 AM; By: Michael Wittekind

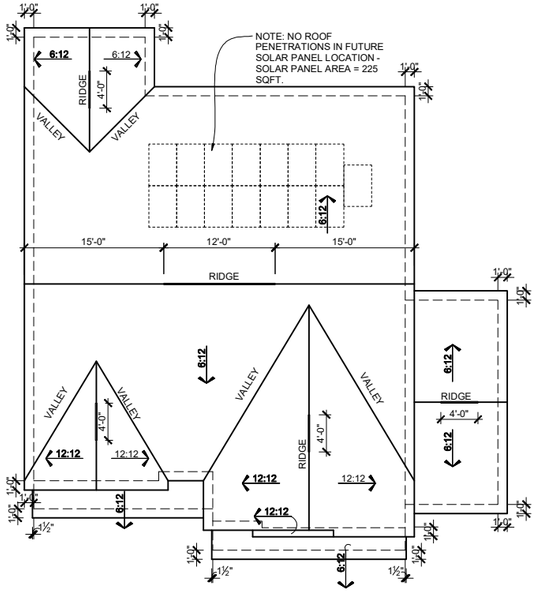

ROOF PLAN - COL

SCALE: 1/16"=1'-0" (11"x17" SHEET SIZE)
SCALE: 1/8"=1'-0" (24"x36" SHEET SIZE)

FRONT ELEVATION - COL

SCALE: 1/8"=1'-0" (11"x17" SHEET SIZE)
SCALE: 1/4"=1'-0" (24"x36" SHEET SIZE)

MAIN ROOF

ATTIC VENTILATION CALCULATIONS

TOTAL SQ FT OF ROOF AREA: 1829 S.F.
RIDGE VENT NET FREE AREA= 18 SQ IN. PER LINEAL FOOT
SOFFIT VENT NET FREE AREA= 9 SQ IN. PER LINEAL FOOT

1829 S.F. * 1/300 (CODE REQUIREMENT) * 144(CONVERTS TO SQ IN) / 2 (HIGH AND LOW)= 439 SQ IN.

/ NFA OF RIDGE VENT= RIDGE VENTS NEEDED: 24.38 LF

/ NFA OF SOFFIT VENT= SOFFIT VENT NEEDED: 48.77 LF

ACTUAL RIDGE VENTS PROVIDED: 24 LF
ACTUAL LOW VENTS PROVIDED: 48 LF

ALL TRUSS HEELS OVER HEATED SPACE TO ALLOW FOR INSULATION PER CODE UNLESS NOTED OTHERWISE- TRUSS HEELS OVER UNHEATED SPACE SHALL BE STANDARD HEIGHT.

PORCH ROOF

ATTIC VENTILATION CALCULATIONS

TOTAL SQ FT OF ROOF AREA: 83 S.F.
SOFFIT VENT NET FREE AREA= 9 SQ IN. PER LINEAL FOOT

83 S.F. * 1/150 (CODE REQUIREMENT) * 144(CONVERTS TO SQ IN) (LOW)= 80 SQ IN.

NFA OF SOFFIT VENT= SOFFIT VENT NEEDED: 8.88 LF

ACTUAL LOW VENTS PROVIDED: 8 LF

GARAGE ROOF

ATTIC VENTILATION CALCULATIONS

TOTAL SQ FT OF ROOF AREA: 35 S.F.
SOFFIT VENT NET FREE AREA= 9 SQ IN. PER LINEAL FOOT

35 S.F. * 1/150 (CODE REQUIREMENT) * 144(CONVERTS TO SQ IN) (LOW)= 34 SQ IN.

NFA OF SOFFIT VENT= SOFFIT VENT NEEDED: 3.77 LF

ACTUAL LOW VENTS PROVIDED: 4 LF

3RD CAR GARAGE ROOF

ATTIC VENTILATION CALCULATIONS

TOTAL SQ FT OF ROOF AREA: 220 S.F.
RIDGE VENT NET FREE AREA= 18 SQ IN. PER LINEAL FOOT
SOFFIT VENT NET FREE AREA= 9 SQ IN. PER LINEAL FOOT

220 S.F. * 1/300 (CODE REQUIREMENT) * 144(CONVERTS TO SQ IN) / 2 (HIGH AND LOW)= 53 SQ IN.

/ NFA OF RIDGE VENT= RIDGE VENTS NEEDED: 2.94 LF

/ NFA OF SOFFIT VENT= SOFFIT VENT NEEDED: 5.8 LF

ACTUAL RIDGE VENTS PROVIDED: 4 LF
ACTUAL LOW VENTS PROVIDED: 8 LF

ALL TRUSS HEELS OVER HEATED SPACE TO ALLOW FOR INSULATION PER CODE UNLESS NOTED OTHERWISE- TRUSS HEELS OVER UNHEATED SPACE SHALL BE STANDARD HEIGHT.

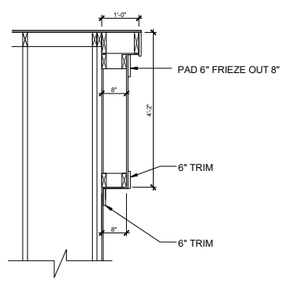

(A) SECTION AT GABLE

SCALE: 1/4"=1'-0" (11"x17" SHEET SIZE)
SCALE: 1/2"=1'-0" (24"x36" SHEET SIZE)

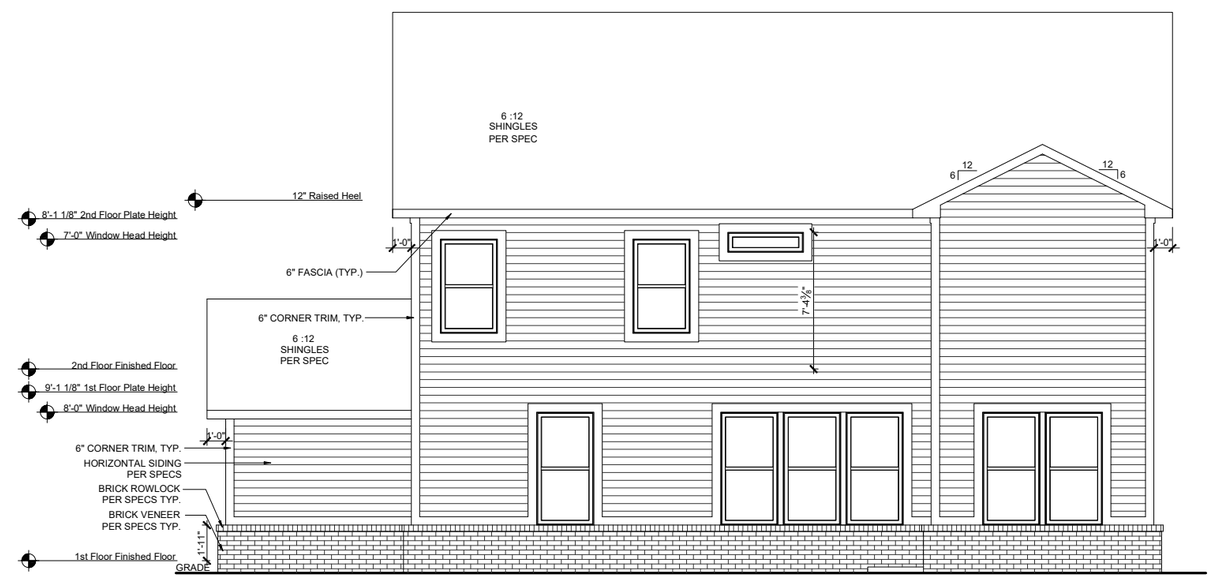

REAR ELEVATION - COL

SCALE: 1/8"=1'-0" (11"x17" SHEET SIZE)
SCALE: 1/4"=1'-0" (24"x36" SHEET SIZE)

REV.	DATE
v1.1	11-12-19
v1.2	01-21-21
v1.3	06-15-21
v1.4	02-03-22
v1.5	04-01-23

These plans are the property of Beazer Homes and may not be reproduced, changed or copied without the expressed written consent of Beazer Homes, nor are they to be assigned to a third party without obtaining said written consent.

© 2011 Beazer Homes USA, Inc.
Unpublished work

BEAZER HOMES

IND V128 1.5

Elevation Plans

Front Elevation COL

COLONNADE D

drawn by: ---
checked by: ---
date: ---
sheet number:
A-3.6

Plot Date: 7/11/2023 9:31:26 AM; By: Michael Wittekind

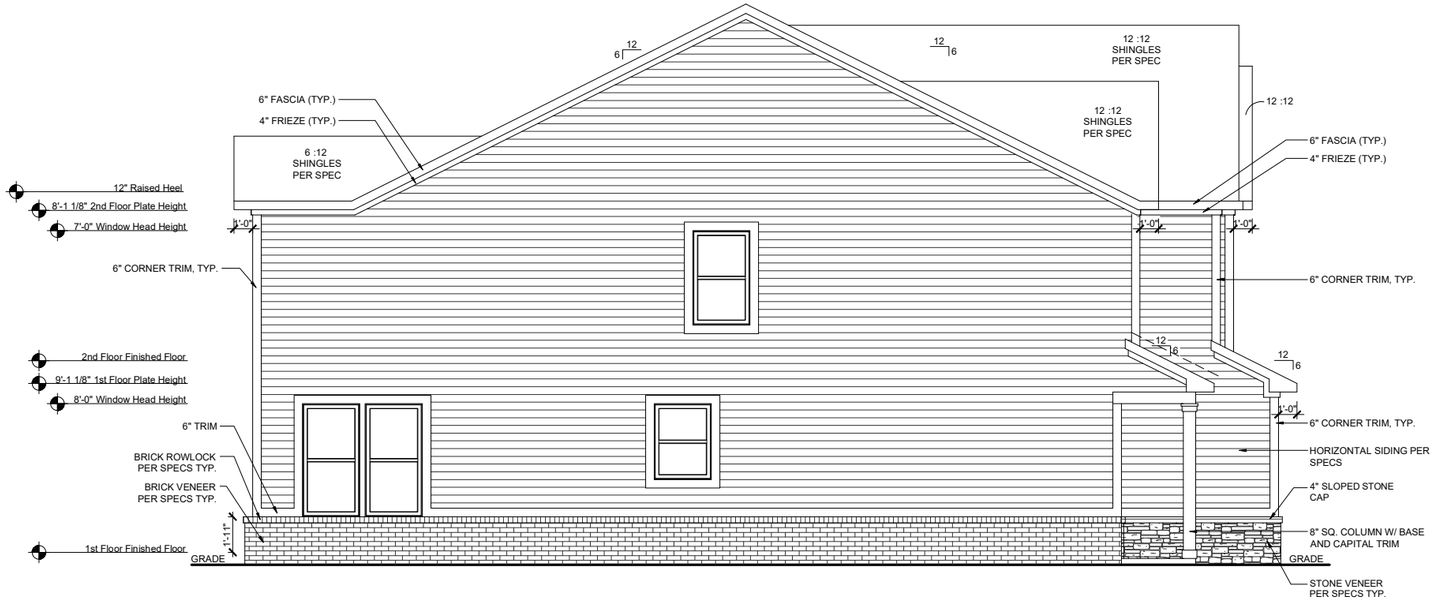

LEFT ELEVATION - COL

SCALE: 1/8"=1'-0" (11"x17" SHEET SIZE)
SCALE: 1/4"=1'-0" (24"x36" SHEET SIZE)

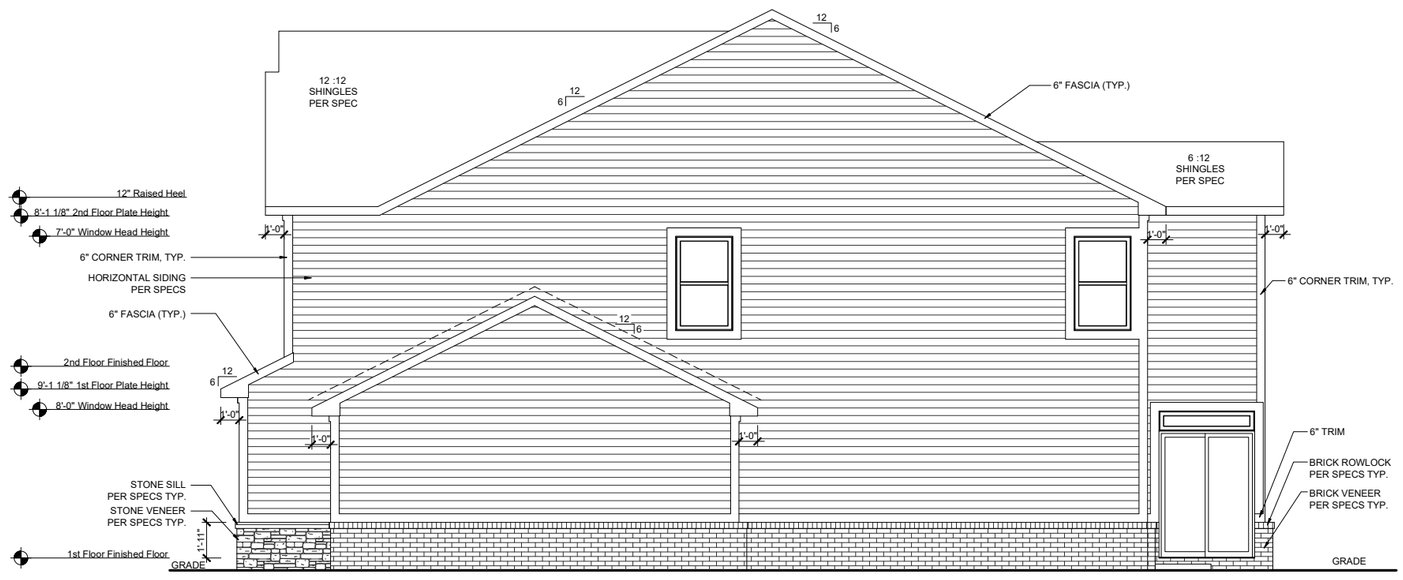

RIGHT ELEVATION - COL

SCALE: 1/8"=1'-0" (11"x17" SHEET SIZE)
SCALE: 1/4"=1'-0" (24"x36" SHEET SIZE)

REV.	DATE
v1.1	11-12-19
v1.2	01-21-21
v1.3	06-15-21
v1.4	02-03-22
v1.5	04-01-23

These plans are the property of Beazer Homes and may not be reproduced, changed or copied without the expressed written consent of Beazer Homes, nor are they to be assigned to a third party without obtaining said written consent.

© 2011 Beazer Homes USA, Inc.
Unpublished work

BEAZER HOMES

COLONNADE D

IND V128 1.5

Elevation Plans

Side Elevations COL

drawn by: ---

checked by: ---

date: ---

sheet number:

A-3.7

Plot Date: 7/11/2023 9:31:29 AM; By: Michael Witteknd