

McCordsville Police Department

6280 West 800 North
McCordsville, IN 46055-9592



EMERGENCY 911

Office: (317) 335-2812

Fax: (317) 335-2811

Web: www.mccordsville.org

"Proactively Serving Our Community"

Police Department General Statistical Information September 2018

Report Information

Incident Reports:	78
Previous Total:	850
Incident Reports YTD:	14.9% 928
Incident Reports Previous YTD:	808

Vehicle Crash Reports:	11
Previous Total:	105
Crash Reports YTD:	20.8% 116
Crash Reports Previous YTD:	96

Citation & Ordinance Information

Traffic Tickets:	115
Previous Total:	1,141
Traffic Tickets YTD:	56.2% 1,256
Traffic Tickets Previous YTD:	804

Warning Tickets:	160
Previous Total:	1,685
Warning Tickets YTD:	63.9% 1,845
Warning Tickets Previous YTD:	1,126

Ordinance Violations:	38
Previous Total:	452
Ordinance Violations YTD:	7.2% 490
Ordinance Violations Previous YTD:	457

Monthly Total:	313
Previous Total:	3,278
Monthly Total YTD:	50.4% 3,591
Monthly Total Previous YTD:	2,387

Arrest and Run Information

Arrests:	40
Previous Total:	356
Arrests YTD:	52.9% 396
Arrests Previous YTD:	259

Department Runs:	940
Previous Total:	8,980
Department Runs YTD:	26.9% 9,920
Department Runs Previous YTD:	7,818

Vehicle and Fuel Information

Gallons of Fuel:	1,023.91
Previous Total:	9,253.30
Gallons of Fuel YTD:	24.1% 10,277.21
Gallons of Fuel Previous YTD:	8,282.00

Total Miles For Month of Report:	13,345.0
Miles for Month of Report Previous YTD:	18.0% 11,306.0
Average Miles Per Gallon:	13.0

*see reverse side of report for further details concerning individual vehicle mileage

Assistant Chief




Major Paul J. Casey

Major Paul J. Casey

McCordsville Police Department



Vehicle Miles

Car#	Started	Ended	Total:	0.0	Previous Total:		532.0
11-01	0.0	0.0			Total YTD:		532.0
Car#	Started	Ended	Total:	0.0	Previous Total:		1,046.0
11-02	0.0	0.0			Total YTD:		1,046.0
Car#	Started	Ended	Total:	0.0	Previous Total:		0.0
11-03	0.0	0.0			Total YTD:		0.0
Car#	Started	Ended	Total:	1,506.0	Previous Total:		7,838.0
13-01	58,366.0	59,872.0			Total YTD:		9,344.0
Car#	Started	Ended	Total:	1,481.0	Previous Total:		12,293.0
13-02	73,253.0	74,734.0			Total YTD:		13,774.0
Car#	Started	Ended	Total:	1,459.0	Previous Total:		7,046.0
14-01	55,226.0	56,685.0			Total YTD:		8,505.0
Car#	Started	Ended	Total:	0.0	Previous Total:		8,377.0
14-02	61,802.0	61,802.0			Total YTD:		8,377.0
Car#	Started	Ended	Total:	1,226.0	Previous Total:		0.0
14-03	61,716.0	62,942.0			Total YTD:		1,226.0
Car#	Started	Ended	Total:	15.0	Previous Total:		0.0
15-01	25,227.0	25,242.0			Total YTD:		15.0
Car#	Started	Ended	Total:	177.0	Previous Total:		0.0
15-02	6,158.0	6,335.0			Total YTD:		177.0
Car#	Started	Ended	Total:	442.0	Previous Total:		0.0
16-01	44,054.0	44,496.0			Total YTD:		442.0
Car#	Started	Ended	Total:	0.0	Previous Total:		0.0
17-01	12,581.0	12,581.0			Total YTD:		0.0
Car#	Started	Ended	Total:	978.0	Previous Total:		0.0
17-02	14,409.0	15,387.0			Total YTD:		978.0
Car#	Started	Ended	Total:	369.0	Previous Total:		0.0
17-03	16,056.0	16,425.0			Total YTD:		369.0
Car#	Started	Ended	Total:	882.0	Previous Total:		0.0
17-04	15,948.0	16,830.0			Total YTD:		882.0
Car#	Started	Ended	Total:	1,252.0	Previous Total:		0.0
17-05	17,128.0	18,380.0			Total YTD:		1,252.0
Car#	Started	Ended	Total:	1,043.0	Previous Total:		0.0
18-01	3,785.0	4,828.0			Total YTD:		1,043.0
Car#	Started	Ended	Total:	1,273.0	Previous Total:		0.0
18-02	3,357.0	4,630.0			Total YTD:		1,273.0
Car#	Started	Ended	Total:	1,242.0	Previous Total:		0.0
18-03	3,117.0	4,359.0			Total YTD:		1,242.0
Car#	Started	Ended	Total:	0.0	Previous Total:		0.0
00-00	0.0	0.0			Total YTD:		0.0
Car#	Started	Ended	Total:	0.0	Previous Total:		0.0
00-00	0.0	0.0			Total YTD:		0.0
Car#	Started	Ended	Total:	0.0	Previous Total:		0.0
00-00	0.0	0.0			Total YTD:		0.0
Car#	Started	Ended	Total:	0.0	Previous Total:		0.0
00-00	0.0	0.0			Total YTD:		0.0

Total Monthly Mileage: 13,345.0