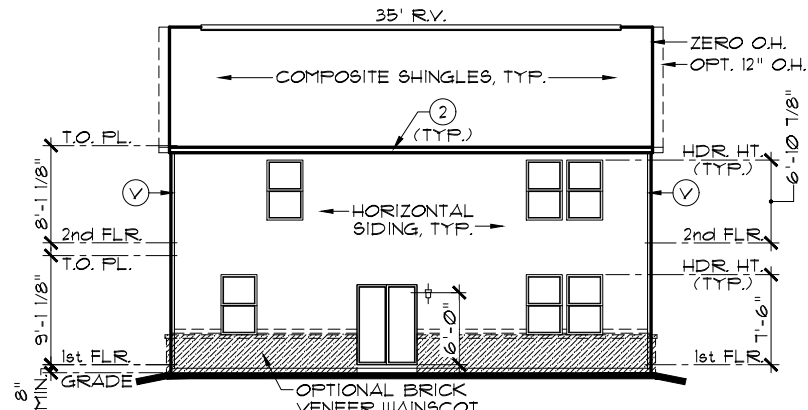


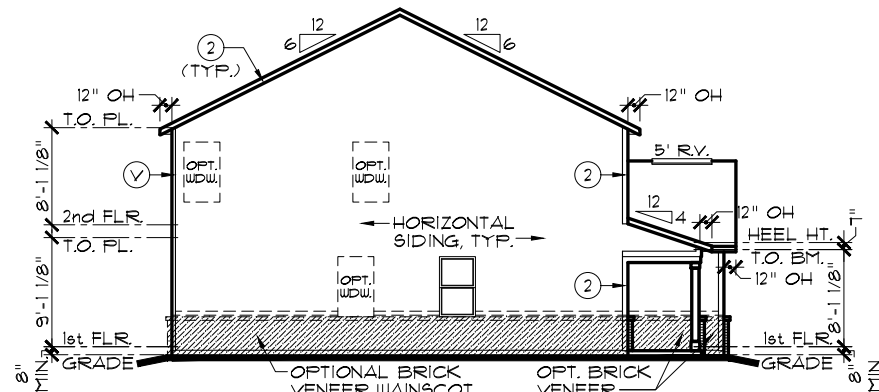
RIGHT ELEVATION

SCALE: 1/16" = 1'-0"



REAR ELEVATION

SCALE: 1/16" = 1'-0"



LEFT ELEVATION

SCALE: 1/16" = 1'-0"

EXTERIOR TRIM KEY

- | | |
|------------------|------------|
| (V) VINYL CORNER | (3) 1 x 8 |
| (1) 1 x 4 | (4) 1 x 10 |
| (2) 1 x 6 | (5) 1 x 12 |

NOTE: EXTERIOR TRIM NOTATIONS INDICATE TRIM PIECE SIZE ONLY. ACTUAL TRIM MATERIAL / FINISH PER DIVISION SPECIFICATIONS.

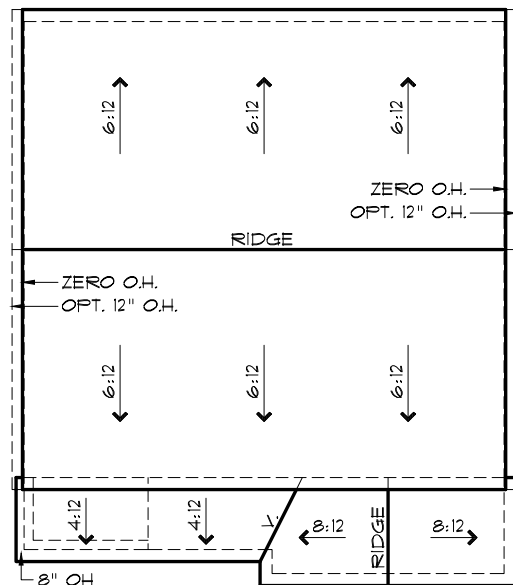
NOTE:

SIDES AND REAR WINDOW GRIDS, WHEN REQUIRED BY COMMUNITY, SHALL MATCH THOSE OF FRONT ELEVATION

NOTE:

ALL ELEVATIONS DRAWN AS SLAB ON GRADE FOUNDATION. BASEMENT FOUNDATION SIMILAR.

NOTE: ALL OVERHANGS TO BE 12" EXCEPT AS NOTED.



ROOF PLAN A

SCALE: 1/16" = 1'-0"



FRONT ELEVATION A

SCALE: 3/16" = 1'-0"

INDIANAPOLIS DIVISION



EVERYTHING'S INCLUDED*

REMARKS

1 2 3 4 5

DATE

8/10/23

REV. NO.

1 2 3 4 5

THESE PLANS AND THE DESIGNS CONTAINED HEREIN ARE THE SOLE PROPERTY OF LENNAR CORPORATION. © 2018 LENNAR CORPORATION. ALL RIGHTS RESERVED.

LENNAR CORPORATION EXPRESSLY RESERVES ITS COPYRIGHT AND OTHER PROPERTY RIGHTS IN THESE DESIGNS AND DRAWINGS. UNAUTHORIZED DUPLICATION OR DISTRIBUTION OF THESE PLANS IS PROHIBITED.

LENNAR®

SET NO. 3170A0

DRAWN BY SAM/DAR

COLLECTION VENTURE

OPTION DESCRIPTION

DRAWING TITLE

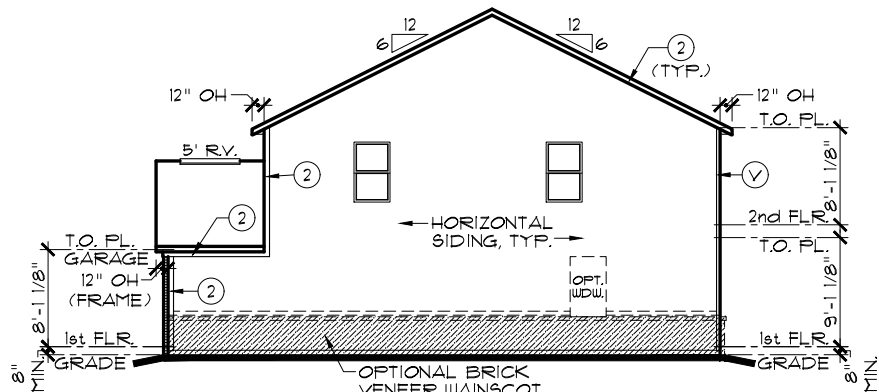
ELEVATIONS, ROOF PLAN

JASPER A

MODEL

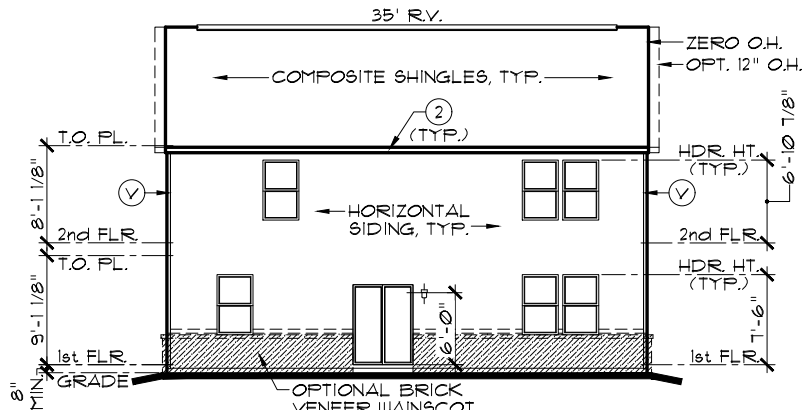
SHEET NO.

A1.1A



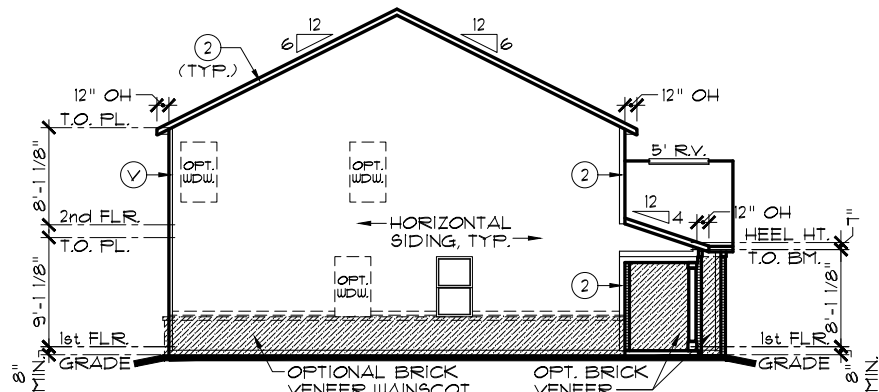
RIGHT ELEVATION

SCALE: 1/16" = 1'-0"



REAR ELEVATION

SCALE: 1/16" = 1'-0"



LEFT ELEVATION

SCALE: 1/16" = 1'-0"

EXTERIOR TRIM KEY

Ⓥ VINYL CORNER	③ 1 x 8
① 1 x 4	④ 1 x 10
② 1 x 6	⑤ 1 x 12

NOTE: EXTERIOR TRIM NOTATIONS INDICATE TRIM PIECE SIZE ONLY. ACTUAL TRIM MATERIAL / FINISH PER DIVISION SPECIFICATIONS.

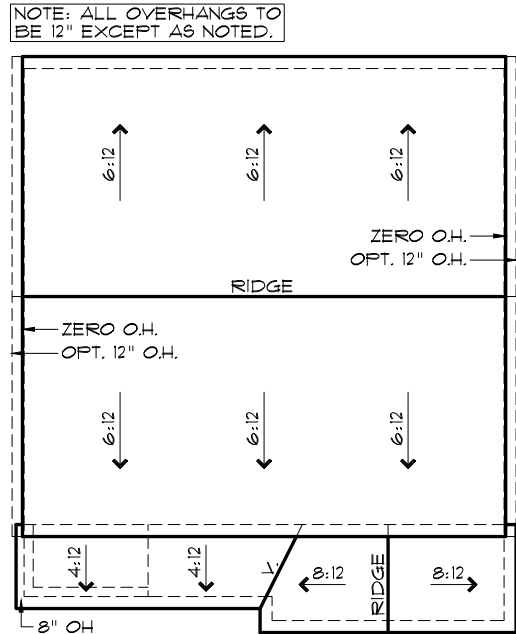
NOTE:
SIDES AND REAR WINDOW GRIDS, WHEN REQUIRED BY COMMUNITY, SHALL MATCH THOSE OF FRONT ELEVATION.

NOTE:
ALL ELEVATIONS DRAWN AS SLAB ON GRADE FOUNDATION. BASEMENT FOUNDATION SIMILAR.

NOTE:
STEEL LINTELS AND MASONRY CONSTRUCTION ABOVE GARAGE DOORS SHALL COMPLY WITH THE 2020 INDIANA RESIDENTIAL CODE, SECTION R 103.8.3

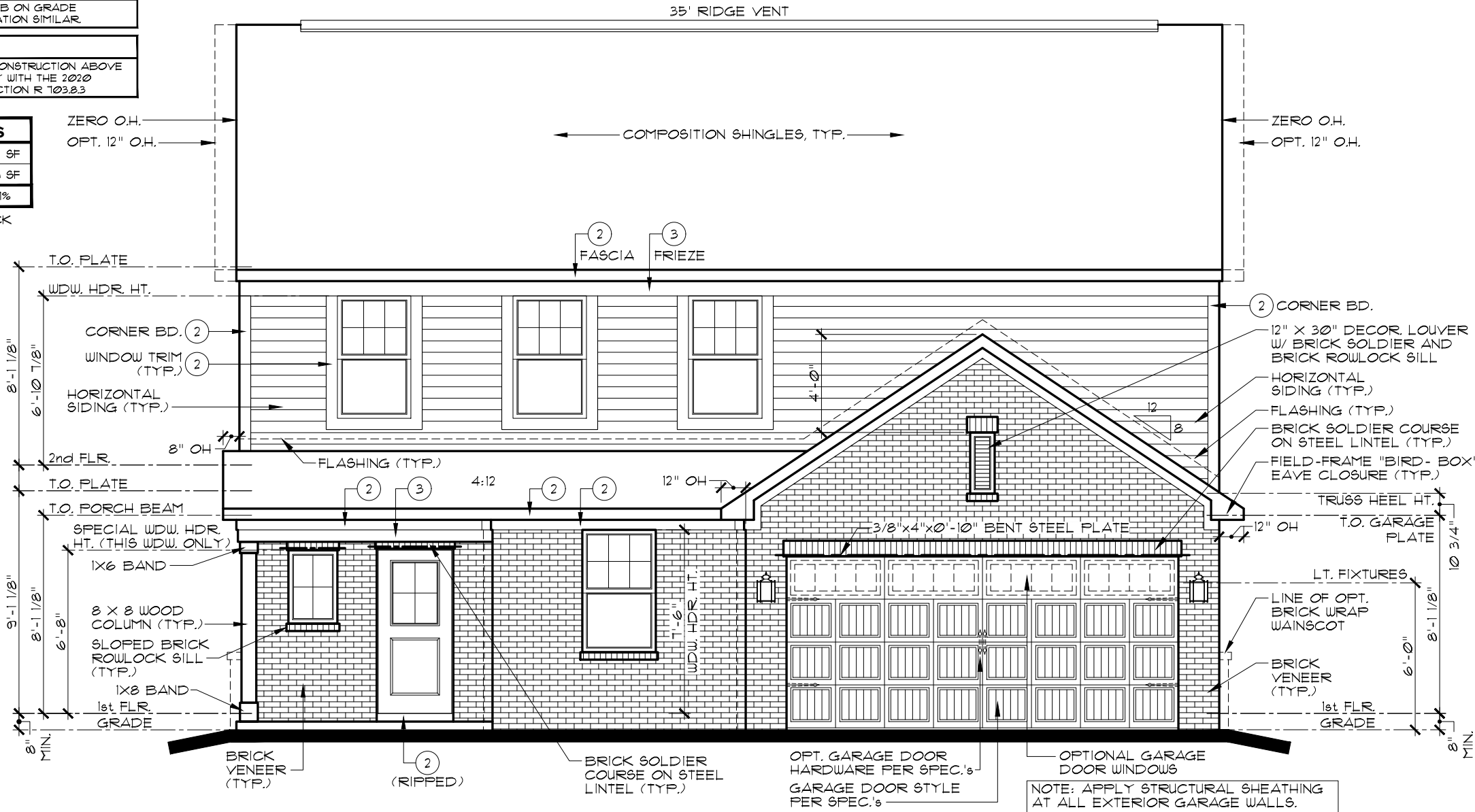
FRONT-FACING BRICK AREA CALCULATIONS	
TOTAL FRONT-FACING EXTERIOR WALL AREA:	453.7 SF
AREA OF FRONT-FACING WALL COVERED BY BRICK:	258.9 SF
PERCENTAGE OF FRONT-FACING WALL COVERED BY BRICK:	57.1%

OPT. GARAGE DOOR I/O WINDOWS SUBTRACTS 43.7 SF. FROM BRICK AND TOTAL WALL AREAS



ROOF PLAN A

SCALE: 1/16" = 1'-0"



FRONT ELEVATION A

ADDITIONAL BRICK OPT.

SCALE: 3/16" = 1'-0"

INDIANAPOLIS DIVISION



EVERYTHING'S INCLUDED*

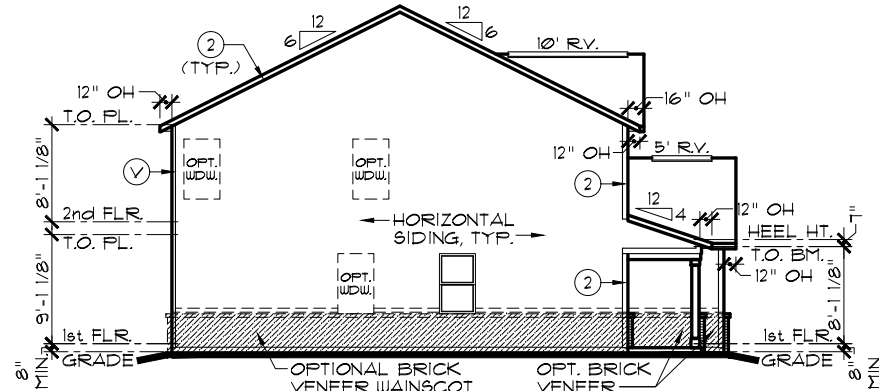
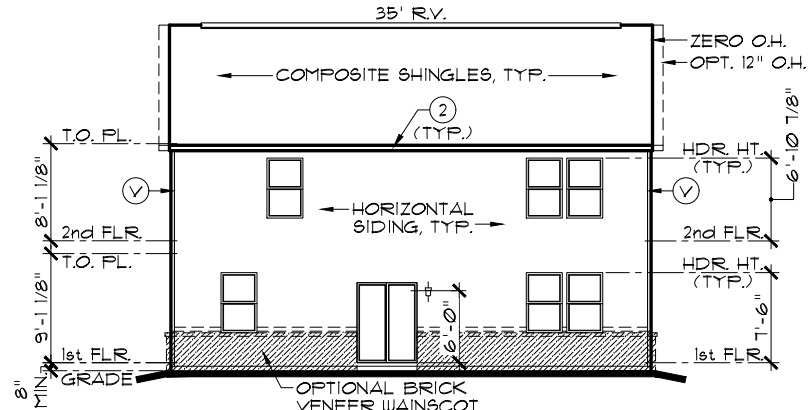
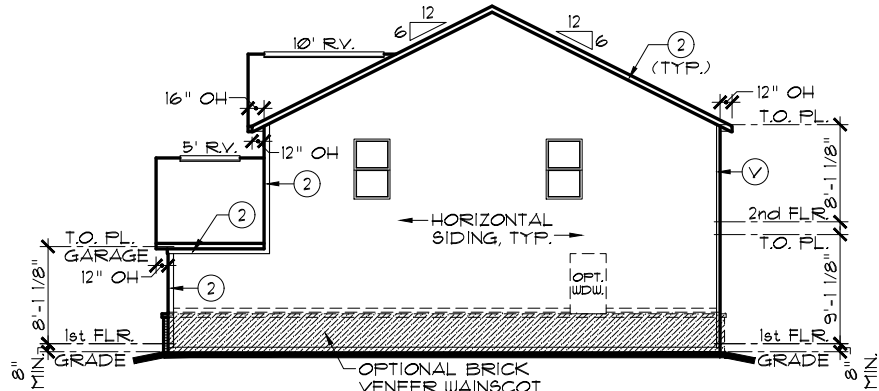
REV. NO.	DATE	REMARKS
1	8/10/23	FULL RELEASE
2	10/16/23	STRUCTURAL UPDATES
3		
4		
5		

THESE PLANS AND THE DESIGNS CONTAINED HEREIN ARE THE SOLE PROPERTY OF LENNAR CORPORATION. © 2018 LENNAR CORPORATION. ALL RIGHTS RESERVED. LENNAR CORPORATION EXPRESSLY RESERVES ITS COPYRIGHT AND OTHER PROPERTY RIGHTS IN THESE DESIGNS AND DRAWINGS. UNAUTHORIZED DUPLICATION OR DISTRIBUTION OF THESE PLANS IS PROHIBITED.

MODEL	SET NO.	DRAWN BY	COLLECTION	VENTURE
JASPER A	3170A0	SAM/DAR		
ELEVATIONS, ROOF PLAN				
OPTION DESCRIPTION				
ADDITIONAL BRICK OPTION				

SHEET NO.

A1.1A



EXTERIOR TRIM KEY

- V VINYL CORNER
- 1 1 x 4
- 2 1 x 6
- 3 1 x 8
- 4 1 x 10
- 5 1 x 12

NOTE: EXTERIOR TRIM NOTATIONS INDICATE TRIM PIECE SIZE ONLY. ACTUAL TRIM MATERIAL / FINISH PER DIVISION SPECIFICATIONS.

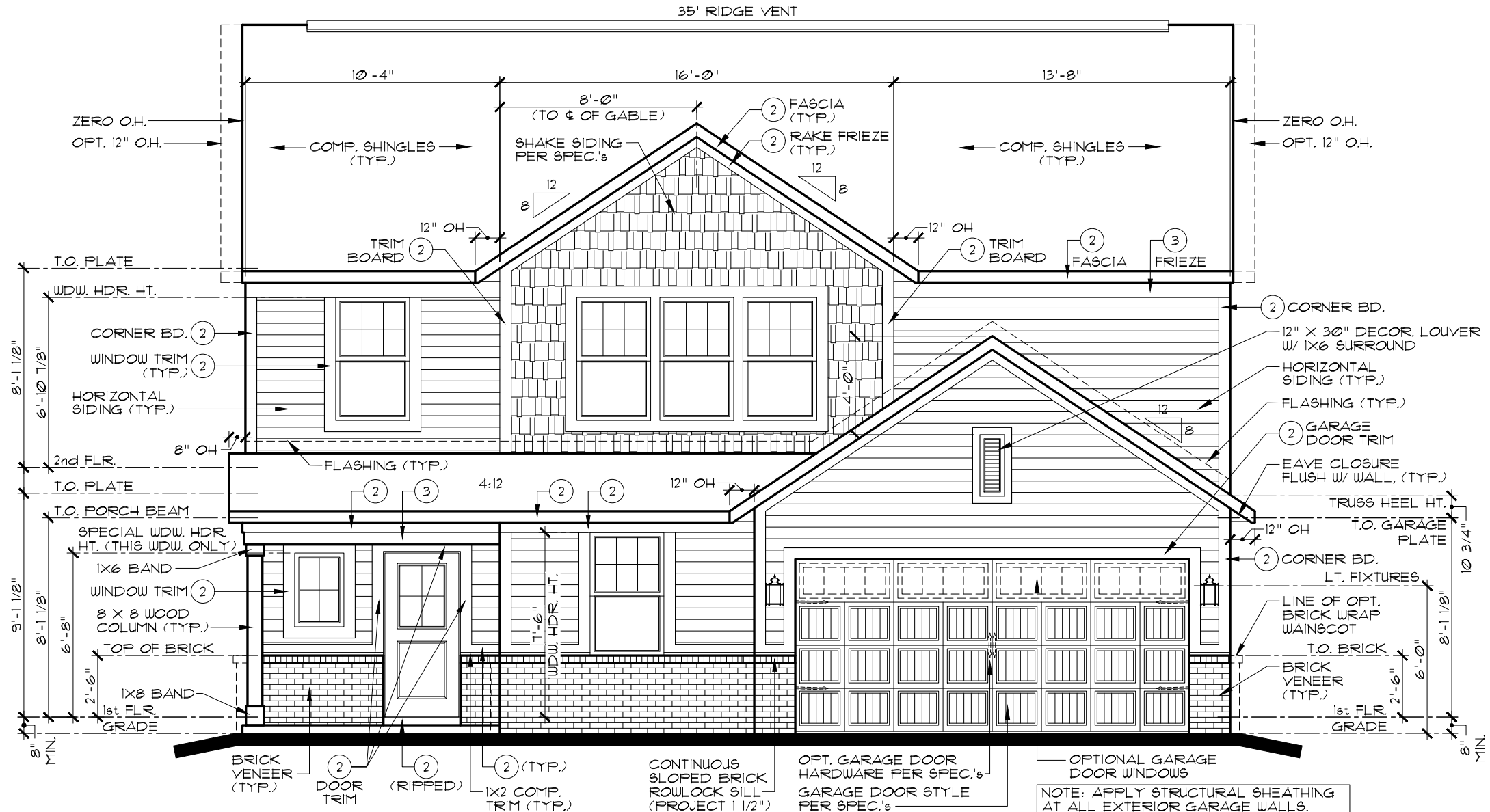
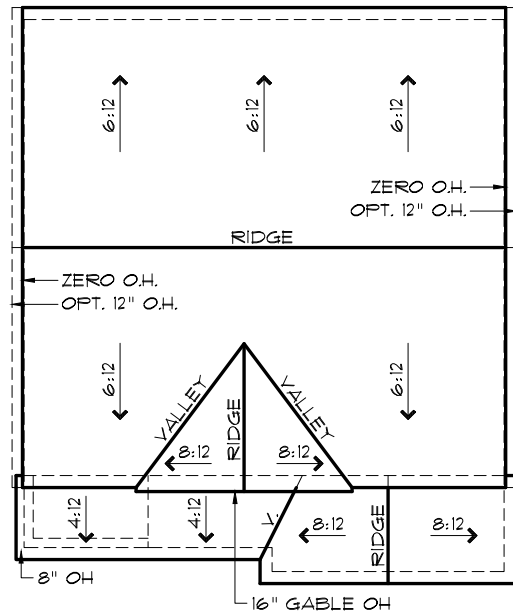
NOTE:

SIDES AND REAR WINDOW GRIDS, WHEN REQUIRED BY COMMUNITY, SHALL MATCH THOSE OF FRONT ELEVATION

NOTE:

ALL ELEVATIONS DRAWN AS SLAB ON GRADE FOUNDATION. BASEMENT FOUNDATION SIMILAR.

NOTE: ALL OVERHANGS TO BE 12" EXCEPT AS NOTED.



INDIANAPOLIS DIVISION



EVERYTHING'S INCLUDED*

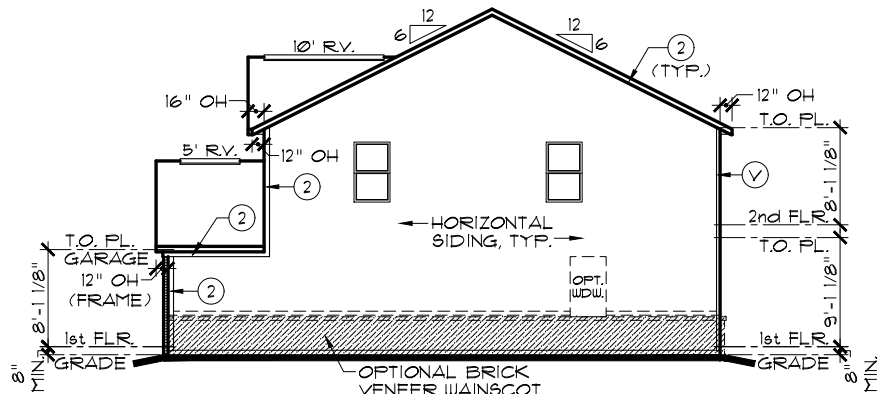
REV. NO.	DATE	REMARKS
1	8/10/23	FULL RELEASE
2		
3		
4		
5		

THESE PLANS AND THE DESIGNS CONTAINED HEREIN ARE THE SOLE PROPERTY OF LENNAR CORPORATION. © 2018 LENNAR CORPORATION. ALL RIGHTS RESERVED. LENNAR CORPORATION EXPRESSLY RESERVES ITS COPYRIGHT AND OTHER PROPERTY RIGHTS IN THESE DESIGNS AND DRAWINGS. UNAUTHORIZED DUPLICATION OR DISTRIBUTION OF THESE PLANS IS PROHIBITED.

MODEL	SET NO.	DRAWN BY	COLLECTION	VENTURE
JASPER B	3170B0	SAM/DAR		
ELEVATIONS, ROOF PLAN				
OPTION DESCRIPTION				

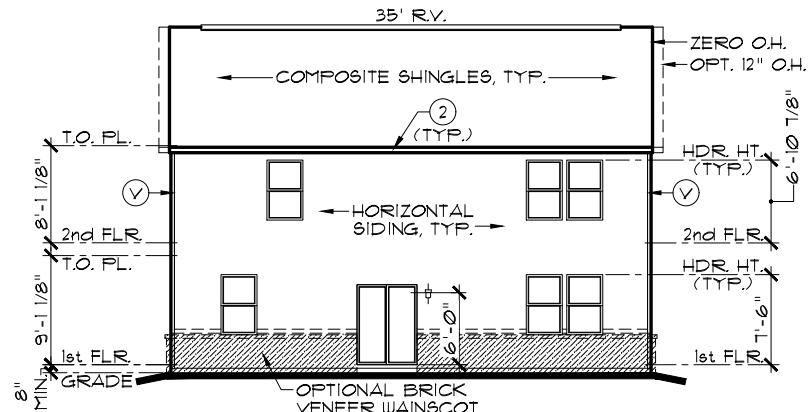
SHEET NO.

A1.1B



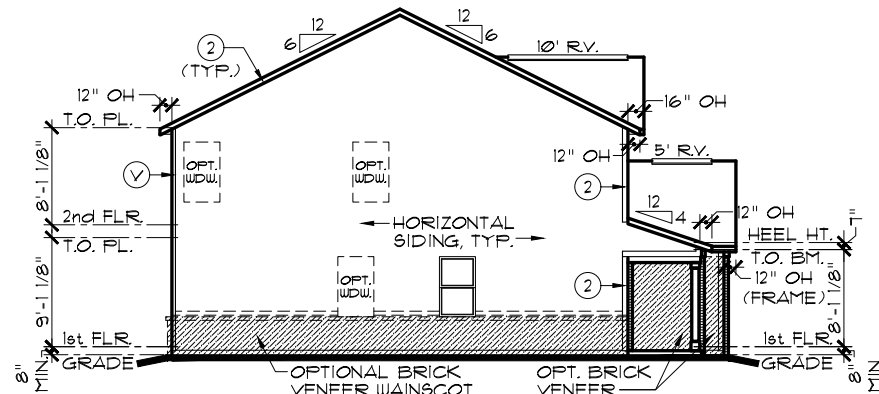
RIGHT ELEVATION

SCALE: 1/16" = 1'-0"



REAR ELEVATION

SCALE: 1/16" = 1'-0"



LEFT ELEVATION

SCALE: 1/16" = 1'-0"

EXTERIOR TRIM KEY

- V VINYL CORNER
- 1 1 x 4
- 2 1 x 6
- 3 1 x 8
- 4 1 x 10
- 5 1 x 12

NOTE: EXTERIOR TRIM NOTATIONS INDICATE TRIM PIECE SIZE ONLY. ACTUAL TRIM MATERIAL / FINISH PER DIVISION SPECIFICATIONS.

NOTE:

SIDES AND REAR WINDOW GRIDS, WHEN REQUIRED BY COMMUNITY, SHALL MATCH THOSE OF FRONT ELEVATION.

NOTE:

ALL ELEVATIONS DRAWN AS SLAB ON GRADE FOUNDATION. BASEMENT FOUNDATION SIMILAR.

NOTE:

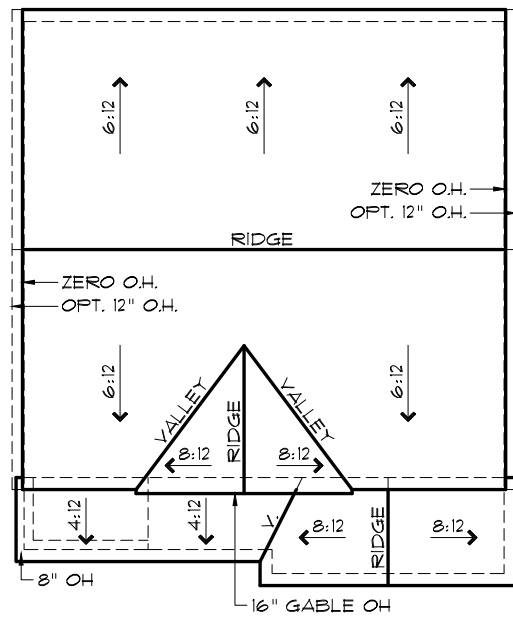
STEEL LINTELS AND MASONRY CONSTRUCTION ABOVE GARAGE DOORS SHALL COMPLY WITH THE 2020 INDIANA RESIDENTIAL CODE, SECTION R 103.2.3

FRONT-FACING BRICK AREA CALCULATIONS

TOTAL FRONT-FACING EXTERIOR WALL AREA:	491.1 SF
AREA OF FRONT-FACING WALL COVERED BY BRICK:	258.9 SF
PERCENTAGE OF FRONT-FACING WALL COVERED BY BRICK:	52.7%

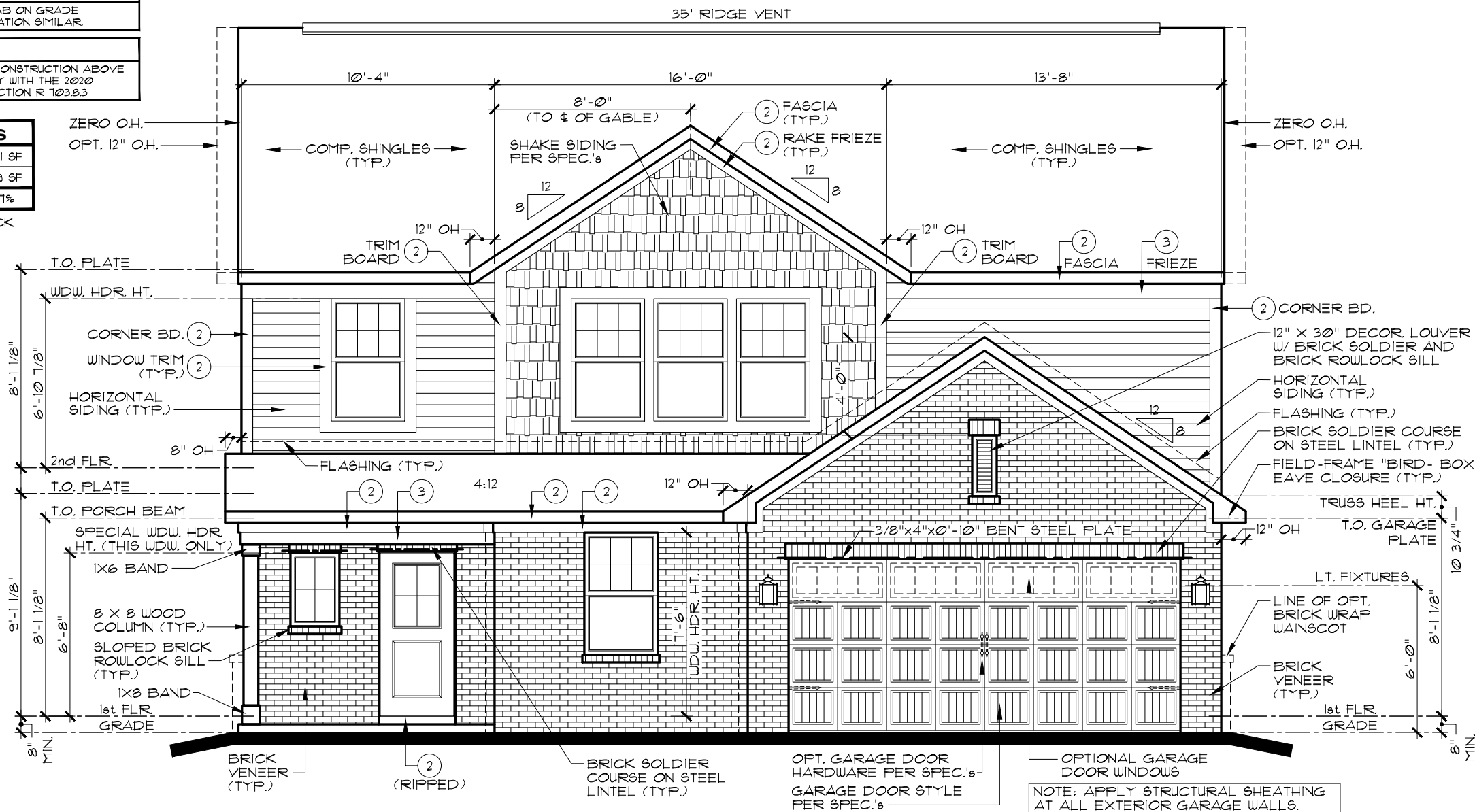
OPT. GARAGE DOOR I/O WINDOWS SUBTRACTS 43.7 SF. FROM BRICK AND TOTAL WALL AREAS

NOTE: ALL OVERHANGS TO BE 12" EXCEPT AS NOTED.



ROOF PLAN B

SCALE: 1/16" = 1'-0"



FRONT ELEVATION B

ADDITIONAL BRICK OPT.

SCALE: 3/16" = 1'-0"

INDIANAPOLIS DIVISION



EVERYTHING'S INCLUDED*

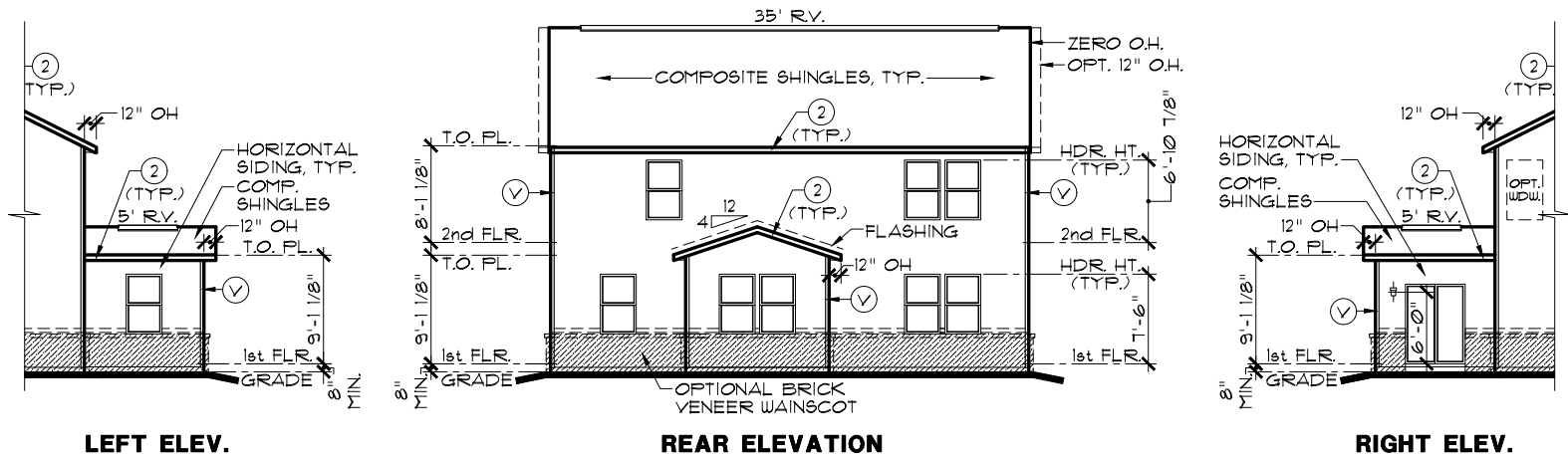
REMARKS	DATE	REV. NO.
FULL RELEASE	8/10/23	1
STRUCTURAL UPDATES	10/16/23	2
		3
		4
		5

THESE PLANS AND THE DESIGNS CONTAINED HEREIN ARE THE SOLE PROPERTY OF LENNAR CORPORATION. © 2018 LENNAR CORPORATION, ALL RIGHTS RESERVED. LENNAR CORPORATION EXPRESSLY RESERVES ITS COPYRIGHT AND OTHER PROPERTY RIGHTS IN THESE DESIGNS AND DRAWINGS. UNAUTHORIZED DUPLICATION OR DISTRIBUTION OF THESE PLANS IS PROHIBITED.

MODEL	SET NO.	DRAWN BY	COLLECTION	VENTURE
JASPER B	3170B0	SAM/DAR		
ELEVATIONS, ROOF PLAN				
OPTION DESCRIPTION				
ADDITIONAL BRICK OPTION				

SHEET NO.

A1.1B



LEFT ELEV.

REAR ELEVATION

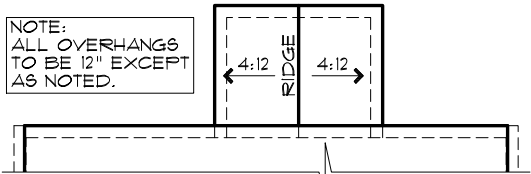
RIGHT ELEV.

PARTIAL ELEVATIONS

OPT. MORNING ROOM

SCALE: 1/16" = 1'-0"

NOTE:
ALL OVERHANGS
TO BE 12" EXCEPT
AS NOTED.



ROOF PLAN

SCALE: 1/16" = 1'-0"

EXTERIOR TRIM KEY

- | | |
|----------------|----------|
| ① VINYL CORNER | ③ 1 x 8 |
| ② 1 x 4 | ④ 1 x 10 |
| ⑤ 1 x 6 | ⑥ 1 x 12 |

NOTE: EXTERIOR TRIM NOTATIONS
INDICATE TRIM PIECE SIZE ONLY.
ACTUAL TRIM MATERIAL / FINISH
PER DIVISION SPECIFICATIONS.

NOTE:

SIDES AND REAR WINDOW GRIDS, WHEN REQUIRED BY
COMMUNITY, SHALL MATCH THOSE OF FRONT ELEVATION.

NOTE:

ALL ELEVATIONS DRAWN AS SLAB ON GRADE
FOUNDATION. BASEMENT FOUNDATION SIMILAR.

INDIANAPOLIS DIVISION



EVERYTHING'S
INCLUDED®

REV. NO.	DATE	REMARKS
1	8/10/23	FULL RELEASE
2		
3		
4		
5		

THESE PLANS AND THE DESIGNS
CONTAINED HEREIN ARE THE SOLE
PROPERTY OF LENNAR CORPORATION.
© 2018 LENNAR CORPORATION,
ALL RIGHTS RESERVED

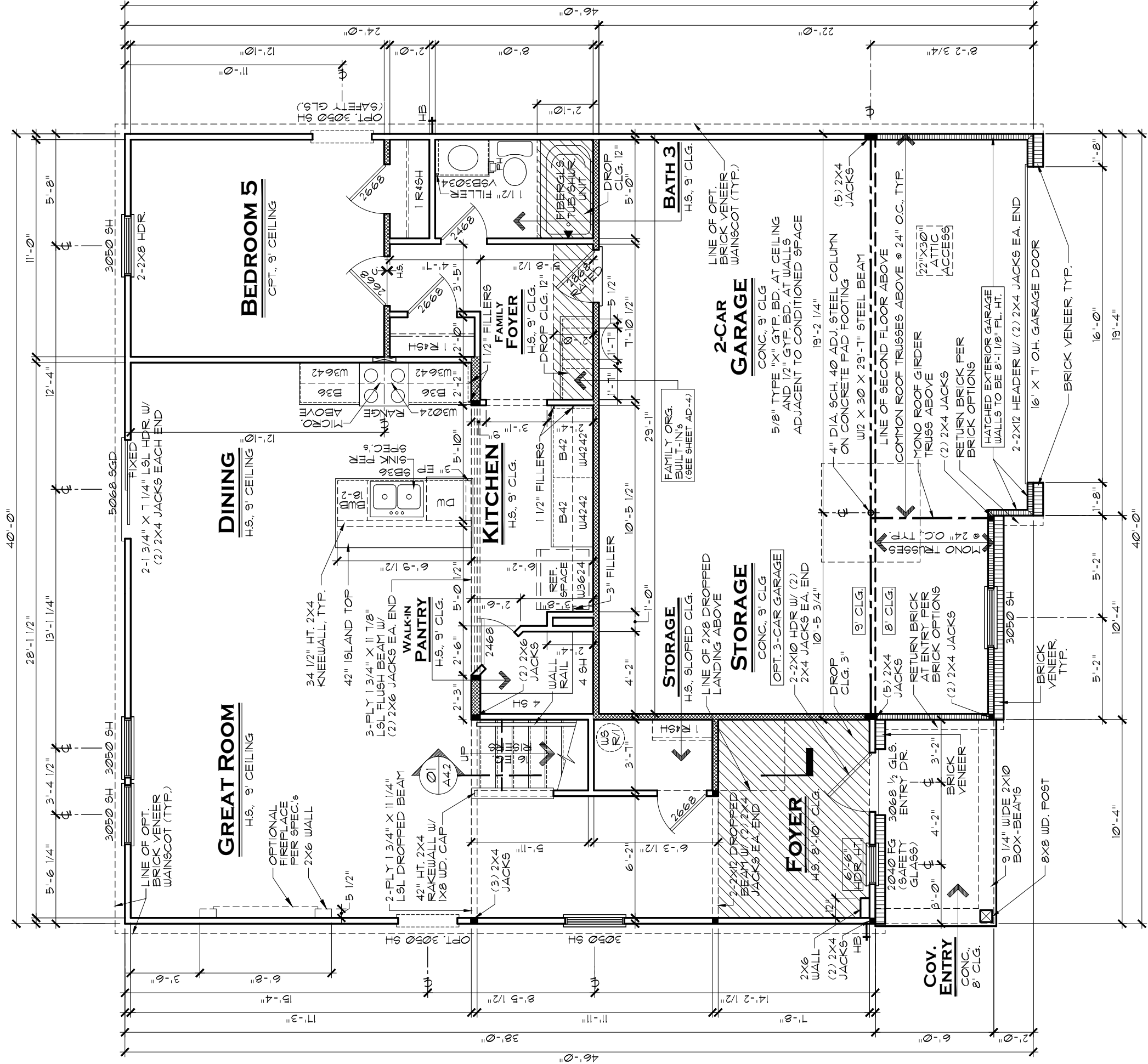
LENNAR CORPORATION EXPRESSLY
RESERVES ITS COPYRIGHT AND OTHER
PROPERTY RIGHTS IN THESE DESIGNS
AND DRAWINGS. UNAUTHORIZED
DUPLICATION OR DISTRIBUTION OF
THESE PLANS IS PROHIBITED.

LENNAR®

MODEL	SET NO.	3170A0	3170B0	3170C0	DRAWN BY	COLLECTION	VENTURE
JASPER (ALL)					DAR		
DRAWING TITLE							
PARTIAL ELEVATIONS							
OPTION DESCRIPTION							
OPT. MORNING ROOM							

SHEET NO.

A1.3



FIRST FLOOR PLAN A B

SCALE: 3/16" = 1'-0"

AREA TABULATION	
1st FLOOR LIVING AREA:	1109 SF.
2nd FLOOR LIVING AREA:	1469 SF.
TOTAL LIVING AREA:	2518 SF.
GARAGE:	628 SF.
COVERED ENTRY PORCH:	62 SF.
TOTAL UNDER ROOF:	3268 SF.

MORNING RM. OPT. ADDS 120 SF.

GENERAL NOTES:	
1.	ALL WINDOW HEADERS HEIGHTS TO BE 1'-6" HT. UNLESS NOTED OTHERWISE.
2.	1ST FLOOR WALL HT. TO BE 9'-1 1/8", EXCEPT WHERE NOTED OTHERWISE.
3.	ALL INTERIOR ROUGH OPENINGS TO BE 1'-10 1/8" HT. UNLESS NOTED OTHERWISE.

NOTE:	
HATCHED WALL INDICATES INTERIOR LOAD-BEARING WALL WITH STUDS @ 16" O.C. AND DOUBLE TOP PLATE, TYP.	
ALL LOAD-BEARING HEADERS TO BE 2-2X6 W/ 1/2" PLYWOOD FILLER AND (1) 2X JACK STUD EACH END, EXCEPT AS NOTED	
DOUBLE AND TRIPLE NON-MULLED WINDOWS TO HAVE 2-2X6 HEADER W/ (2) 2X4 JACK EACH END AND (3) 2X4 JACKS BETWEEN INTERMEDIATE WINDOWS	

LENNAR®

MODEL	SET NO.
JASPER A B	3170A0
DRAWING TITLE	3170B0
1ST FLOOR PLAN	DRAWN BY
OPTION DESCRIPTION	SAM
	COLLECTION

SHEET NO.

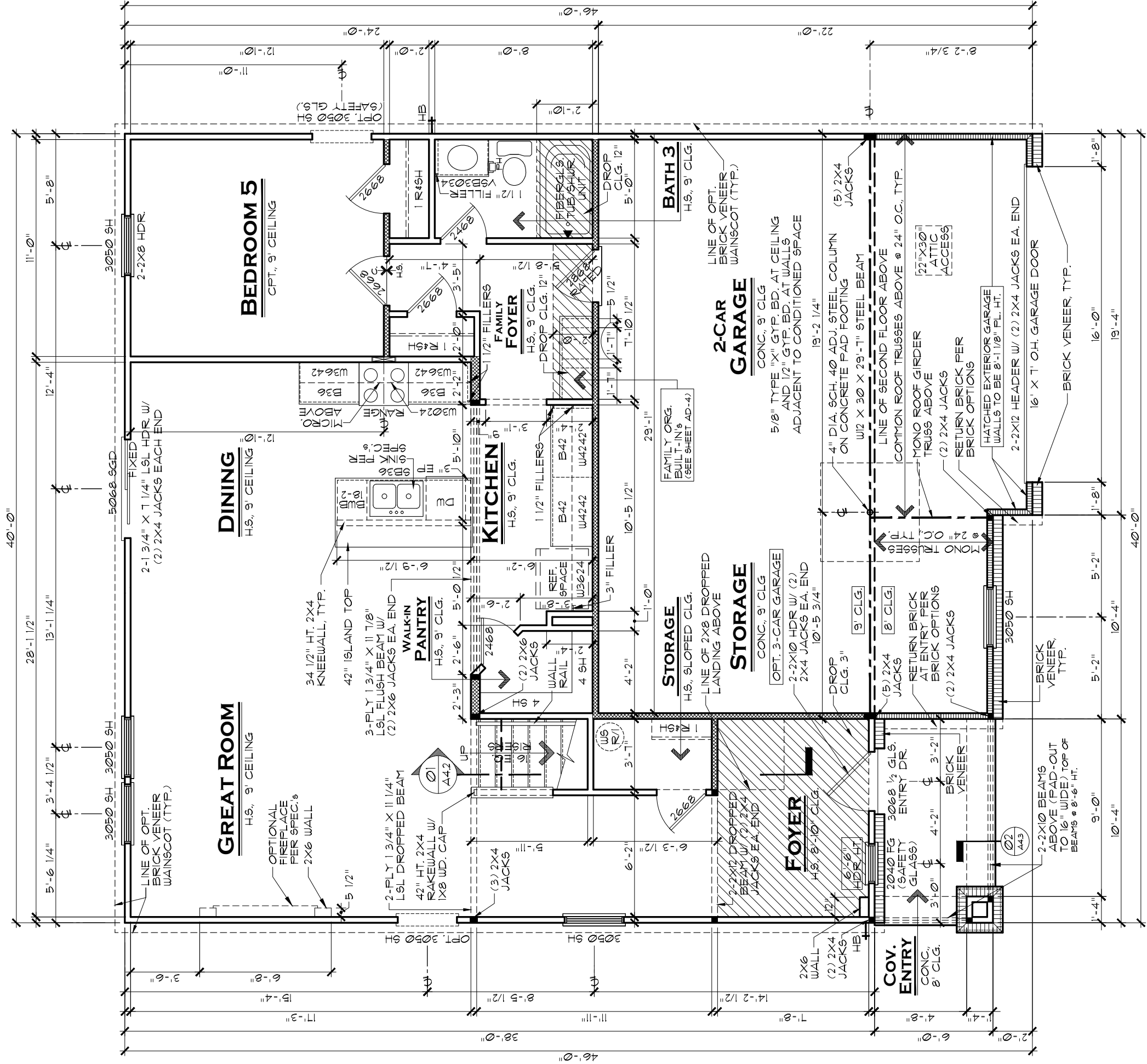
A3.1AB

INDIANAPOLIS DIVISION



REV. NO.	DATE	REMARKS
1	8/10/23	FULL RELEASE
2	10/16/23	STRUCTURAL UPDATES
3	5/1/25	ELEVATION UPDATES
4		
5		

THESE PLANS AND THE DESIGNS CONTAINED HEREIN ARE THE SOLE PROPERTY OF LENNAR CORPORATION. © 2018 LENNAR CORPORATION, ALL RIGHTS RESERVED. LENNAR CORPORATION EXPRESSLY RESERVES ITS COPYRIGHT AND OTHER PROPERTY RIGHTS IN THESE DESIGNS AND DRAWINGS. UNAUTHORIZED DUPLICATION OR DISTRIBUTION OF THESE PLANS IS PROHIBITED.



FIRST FLOOR PLAN C

SCALE: 3/16" = 1'-0"

AREA TABULATION	
1st FLOOR LIVING AREA:	1109 SF.
2nd FLOOR LIVING AREA:	1469 SF.
TOTAL LIVING AREA:	2578 SF.
GARAGE:	628 SF.
COVERED ENTRY PORCH:	62 SF.
TOTAL UNDER ROOF:	3268 SF.

MORNING RM. OPT. ADDS 120 SF.

GENERAL NOTES:	
1.	ALL WINDOW HEADERS HEIGHTS TO BE 1'-6" HT. UNLESS NOTED OTHERWISE.
2.	1ST FLOOR WALL HT. TO BE 9'-1 1/8", EXCEPT WHERE NOTED OTHERWISE.
3.	ALL INTERIOR ROUGH OPENINGS TO BE 1'-10 1/8" HT. UNLESS NOTED OTHERWISE.

NOTE:	
HATCHED WALL INDICATES INTERIOR LOAD-BEARING WALL WITH STUDS @ 16" O.C. AND DOUBLE TOP PLATE, TYP.	
ALL LOAD-BEARING HEADERS TO BE 2-2X6 W/ 1/2" PLYWOOD FILLER AND (1) 2X JACK STUD EACH END, EXCEPT AS NOTED	
DOUBLE AND TRIPLE NON-MULLED WINDOWS TO HAVE 2-2X6 HEADER W/ (2) 2X4 JACK EACH END AND (3) 2X4 JACKS BETWEEN INTERMEDIATE WINDOWS	

LENNAR®

MODEL	SET NO.
JASPER C	3170CO
DRAWING TITLE	DRAWN BY
1ST FLOOR PLAN	SAM
OPTION DESCRIPTION	COLLECTION
	VENTURE



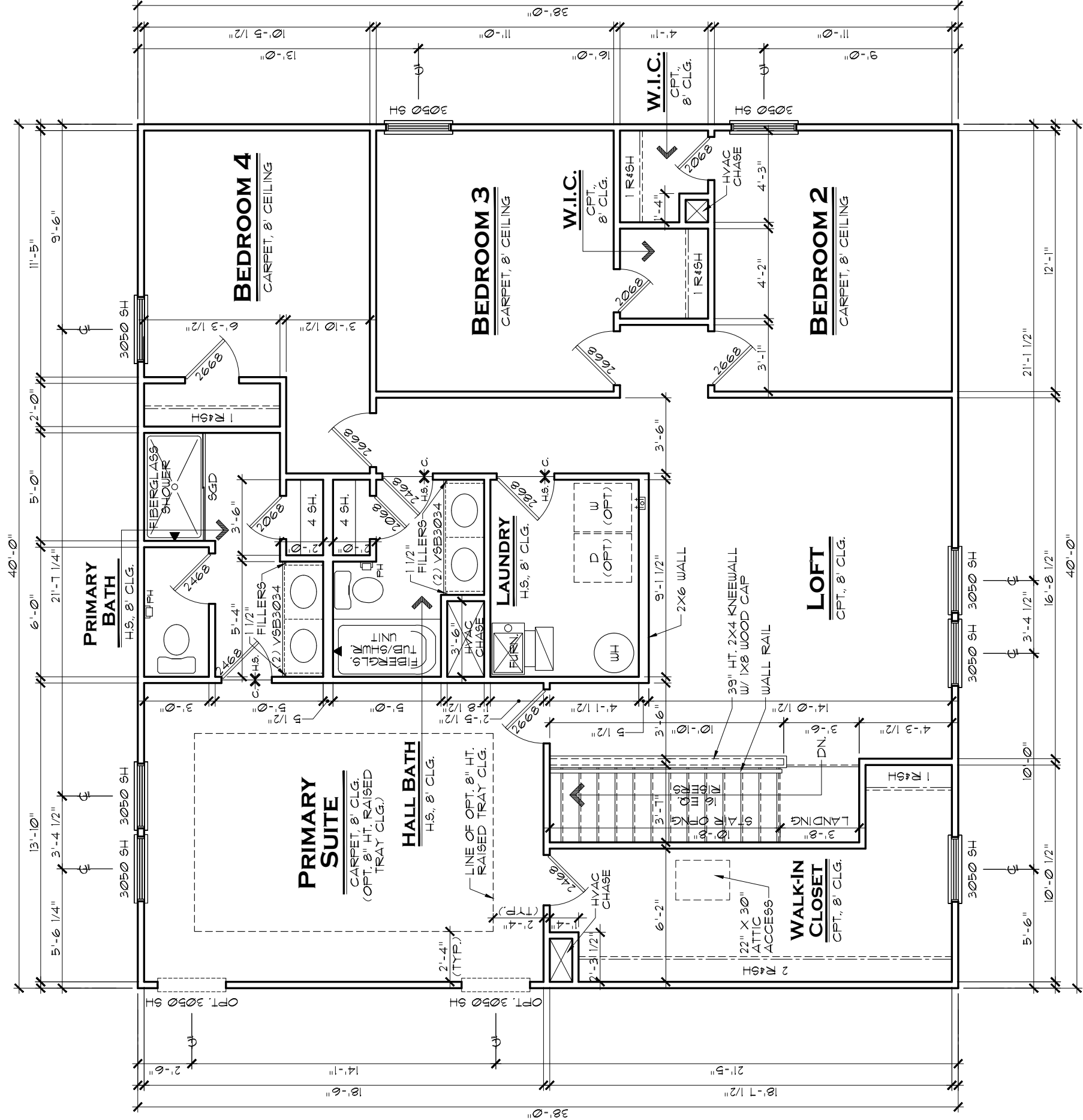
REV. NO.	DATE	REMARKS
1	8/10/23	FULL RELEASE
2	10/16/23	STRUCTURAL UPDATES
3	5/1/25	ELEVATION UPDATES
4		
5		

THESE PLANS AND THE DESIGNS CONTAINED HEREIN ARE THE SOLE PROPERTY OF LENNAR CORPORATION. © 2018 LENNAR CORPORATION, ALL RIGHTS RESERVED. LENNAR CORPORATION EXPRESSLY RESERVES ITS COPYRIGHT AND OTHER PROPERTY RIGHTS IN THESE DESIGNS AND DRAWINGS. UNAUTHORIZED DUPLICATION OR DISTRIBUTION OF THESE PLANS IS PROHIBITED.

INDIANAPOLIS DIVISION

A3.1C

SHEET NO.



SECOND FLOOR PLAN A

SCALE: 3/16" = 1'-0"

GENERAL NOTES:

- ALL WINDOW HEADERS HEIGHTS TO BE 6'-10 7/8" UNLESS NOTED OTHERWISE.
- 2ND FLOOR WALL HT. TO BE 8'-1 1/8" EXCEPT WHERE NOTED OTHERWISE.
- ALL INTERIOR ROUGH OPENINGS TO BE 6'-10 7/8" HT. UNLESS NOTED OTHERWISE.

NOTE:

WINDOW HEADERS:
2-2X6 W/ (1) 2X4 JACK
EACH END TYP, UNLESS
NOTED OTHERWISE

DOUBLE AND TRIPLE
NON-MULLED WINDOWS TO
HAVE 2-2X6 HEADER W/
(2) 2X4 JACK EACH END
AND (3) 2X4 JACKS
BETWEEN INTERMEDIATE
WINDOWS

LENNAR®

MODEL
JASPER A

DRAWING TITLE
2ND FLOOR PLAN

OPTION DESCRIPTION

SHEET NO.

A3.2A

INDIANAPOLIS DIVISION



**EVERYTHING'S
INCLUDED®**

REV. NO.	DATE	REMARKS
1	8/10/23	FULL RELEASE
2	3/12/24	ADDED DBL. 2X4 WALL AT LAUNDRY
3	4/15/24	REVISE LAUNDRY / HVAC LOCATION
4	8/8/24	REPLACED BI-PASS DRG. WITH SWING DR.
5	5/1/25	ELEVATION UPDATES
6	6/25/25	DIVISION UPDATES

THESE PLANS AND THE DESIGNS
CONTAINED HEREIN ARE THE SOLE
PROPERTY OF LENNAR CORPORATION.
© 2018 LENNAR CORPORATION,
ALL RIGHTS RESERVED

LENNAR CORPORATION EXPRESSLY
RESERVES ITS COPYRIGHT AND OTHER
PROPERTY RIGHTS IN THESE DESIGNS
AND DRAWINGS. UNAUTHORIZED
DUPLICATION OR DISTRIBUTION OF
THESE PLANS IS PROHIBITED.

1. ALL WINDOW HEADERS HEIGHTS TO BE 6'-10 1/8" UNLESS NOTED OTHERWISE.
2. 2ND FLOOR WALL HT. TO BE 8'-1 1/8" EXCEPT WHERE NOTED OTHERWISE.
3. ALL INTERIOR ROUGH OPENINGS TO BE 6'-10 1/8" HT. UNLESS NOTED OTHERWISE.

WINDOW HEADERS:
2-2X6 W/ (1) 2X4 JACK
EACH END TYP, UNLESS
NOTED OTHERWISE

DOUBLE AND TRIPLE
NON-PULLED WINDOWS T
HAVE 2-2X6 HEADER W/
(2) 2X4 JACK EACH END
AND (3) 2X4 JACKS
BETWEEN INTERMEDIATE
WINDOWS

SHEET NO.

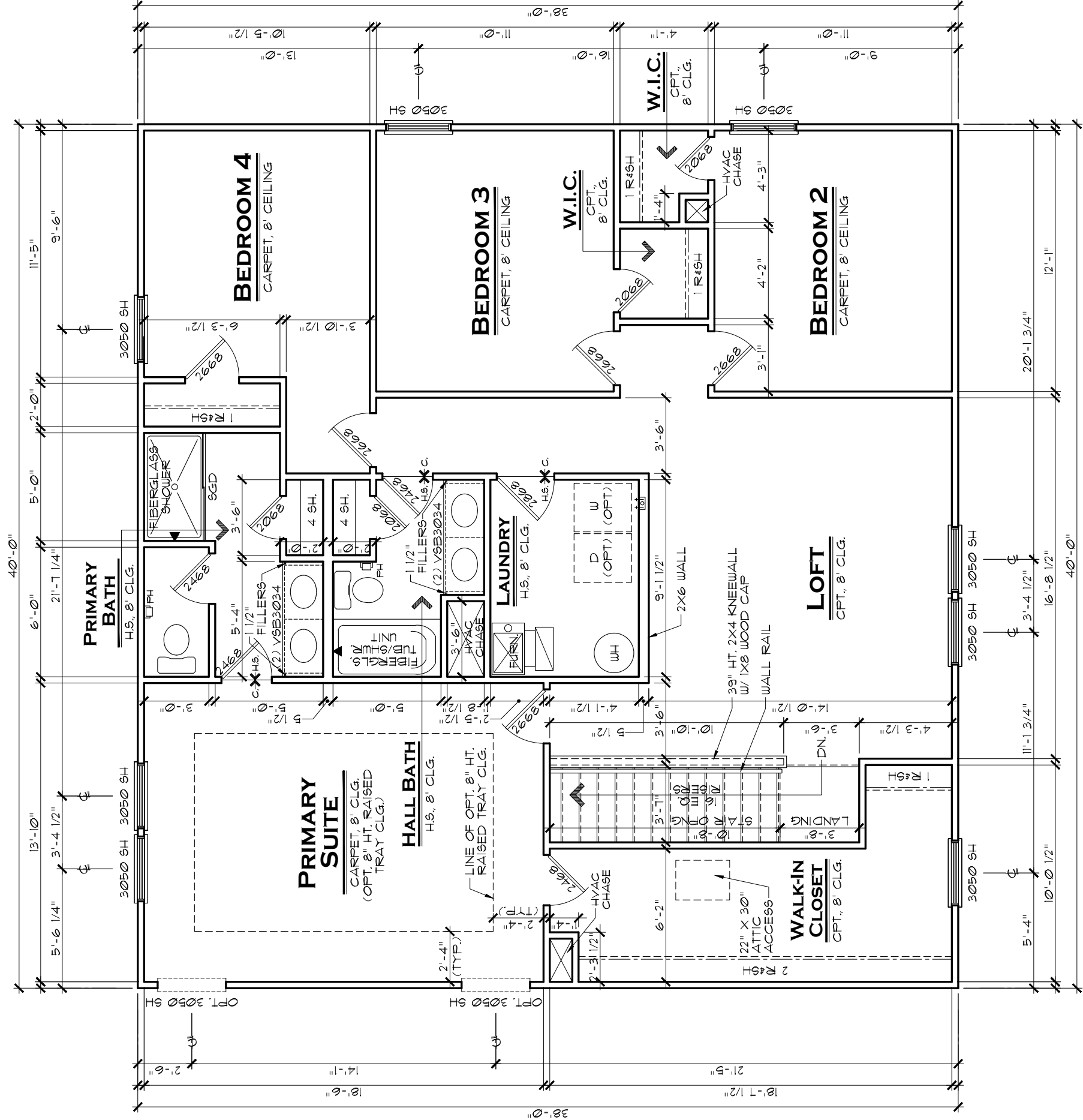
A3.2B



REVNO.	DATE	REMARKS
1	8/10/23	FULL RELEASE
2	3/12/24	ADDED DBL. 2X4 WALL AT LAUNDRY
3	4/15/24	REVISE LAUNDRY / HVAC LOCATION.
4	8/8/24	REPLACED BI-PASS DRG. WITH SWING DR.
5	6/25/25	DIVISION UPDATES

THESE PLANS AND THE DESIGNS
CONTAINED HEREIN ARE THE SOLE
PROPERTY OF LENNAR CORPORATION
© 2018 LENNAR CORPORATION,
ALL RIGHTS RESERVED

LENNAR CORPORATION EXPRESSLY
RESERVES ITS COPYRIGHT AND OTHER
PROPERTY RIGHTS IN THESE DESIGNS
AND DRAWINGS. UNAUTHORIZED
DUPLICATION OR DISTRIBUTION OF
THESE PLANS IS PROHIBITED.



SECOND FLOOR PLAN C

SCALE: 3/16" = 1'-0"

GENERAL NOTES:

- ALL WINDOW HEADERS HEIGHTS TO BE 6'-10 7/8" UNLESS NOTED OTHERWISE.
- 2ND FLOOR WALL HT. TO BE 8'-1 1/8" EXCEPT WHERE NOTED OTHERWISE.
- ALL INTERIOR ROUGH OPENINGS TO BE 6'-10 7/8" HT. UNLESS NOTED OTHERWISE.

NOTE:

WINDOW HEADERS:
2-2X6 W/ (1) 2X4 JACK
EACH END TYP, UNLESS
NOTED OTHERWISE

DOUBLE AND TRIPLE
NON-MULLED WINDOWS TO
HAVE 2-2X6 HEADER W/
(2) 2X4 JACK EACH END
AND (3) 2X4 JACKS
BETWEEN INTERMEDIATE
WINDOWS

LENNAR®

MODEL	SET NO.
JASPER C	3170CO
DRAWING TITLE	DRAWN BY
2ND FLOOR PLAN	SAM
OPTION DESCRIPTION	COLLECTION
	VENTURE

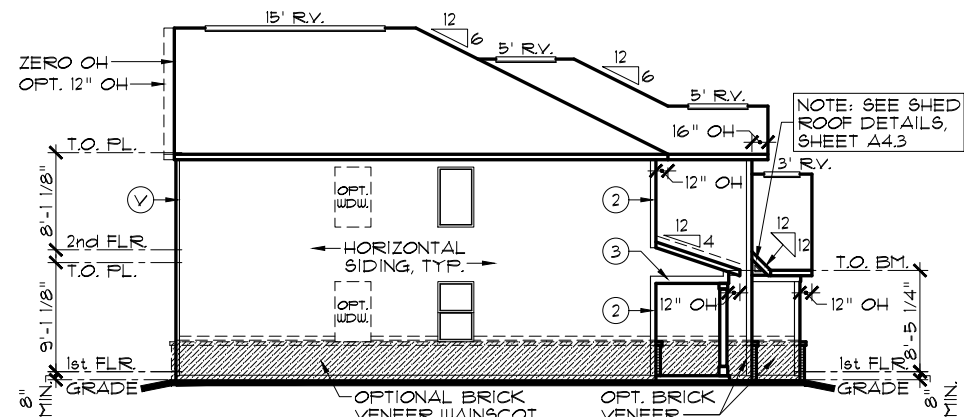
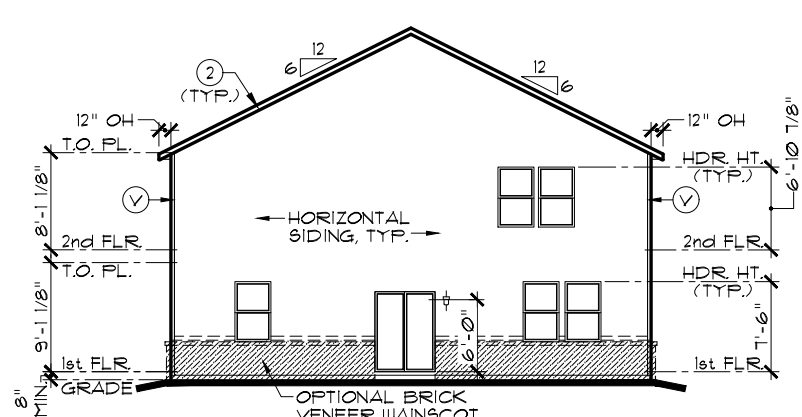
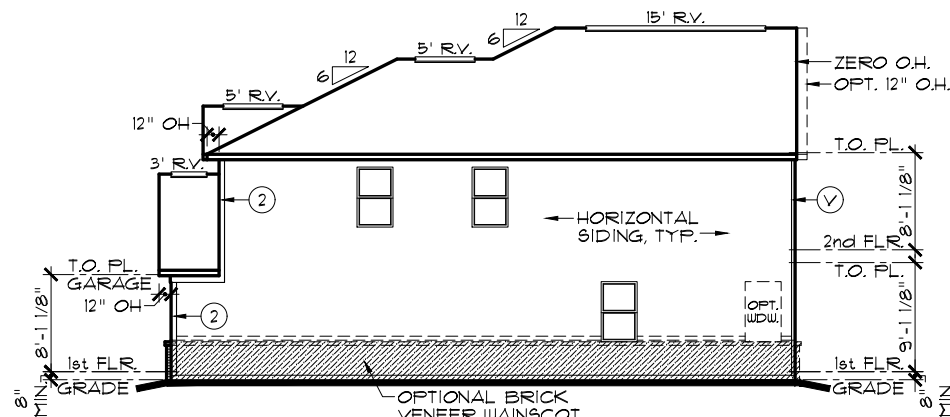
SHEET NO.
A3.2C

INDIANAPOLIS DIVISION



REV. NO.	DATE	REMARKS
1	8/10/23	FULL RELEASE
2	3/12/24	ADDED DBL. 2X4 WALL AT LAUNDRY
3	4/15/24	REVISE LAUNDRY / HVAC LOCATION
4	8/8/24	REPLACED BI-PASS DRG. WITH SWING DR
5	6/25/25	DIVISION UPDATES

THESE PLANS AND THE DESIGNS CONTAINED HEREIN ARE THE SOLE PROPERTY OF LENNAR CORPORATION. © 2018 LENNAR CORPORATION, ALL RIGHTS RESERVED. LENNAR CORPORATION EXPRESSLY RESERVES ITS COPYRIGHT AND OTHER PROPERTY RIGHTS IN THESE DESIGNS AND DRAWINGS. UNAUTHORIZED DUPLICATION OR DISTRIBUTION OF THESE PLANS IS PROHIBITED.



EXTERIOR TRIM KEY

- V VINYL CORNER
- 1 1 x 4
- 2 1 x 6
- 3 1 x 8
- 4 1 x 10
- 5 1 x 12

NOTE: EXTERIOR TRIM NOTATIONS INDICATE TRIM PIECE SIZE ONLY. ACTUAL TRIM MATERIAL / FINISH PER DIVISION SPECIFICATIONS.

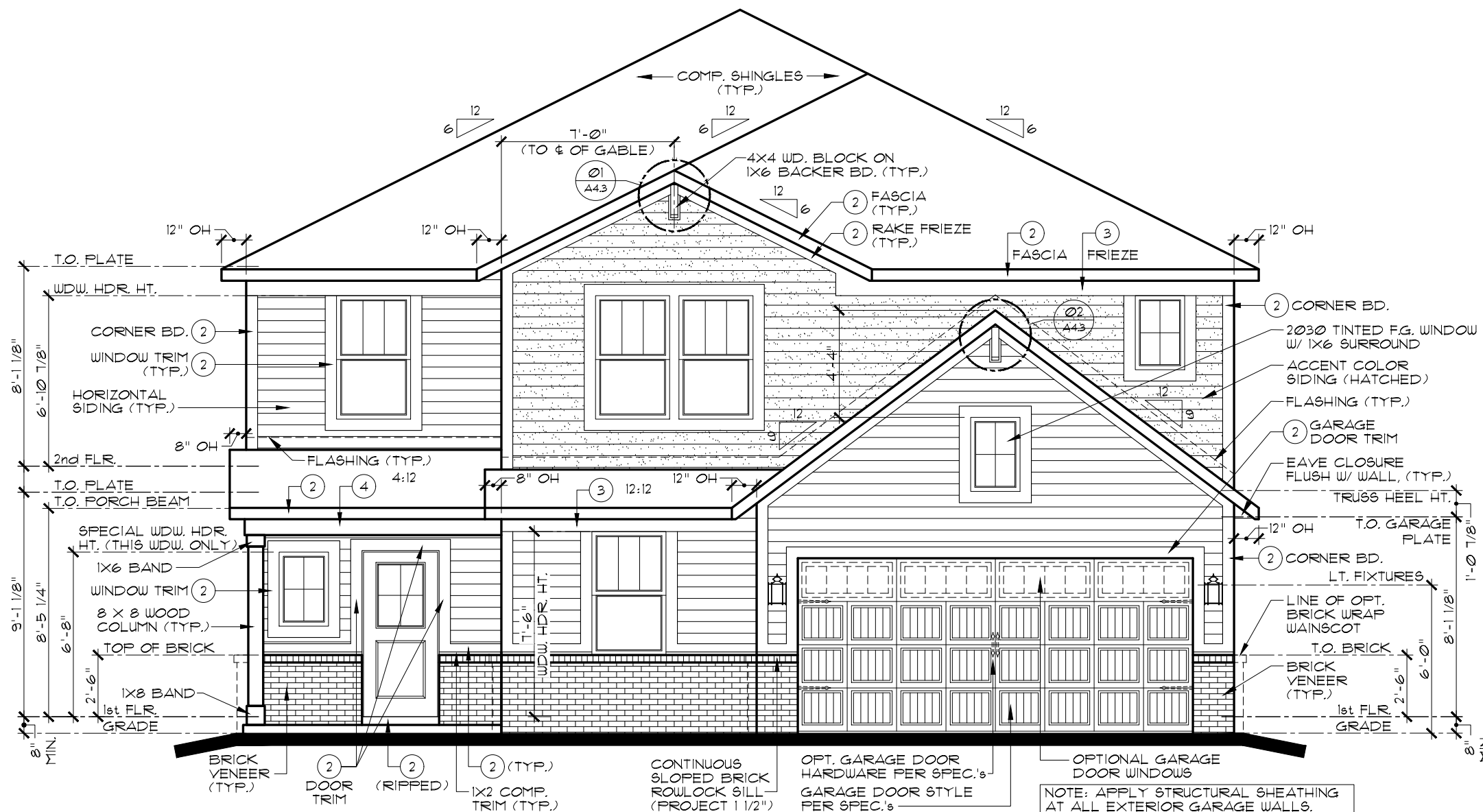
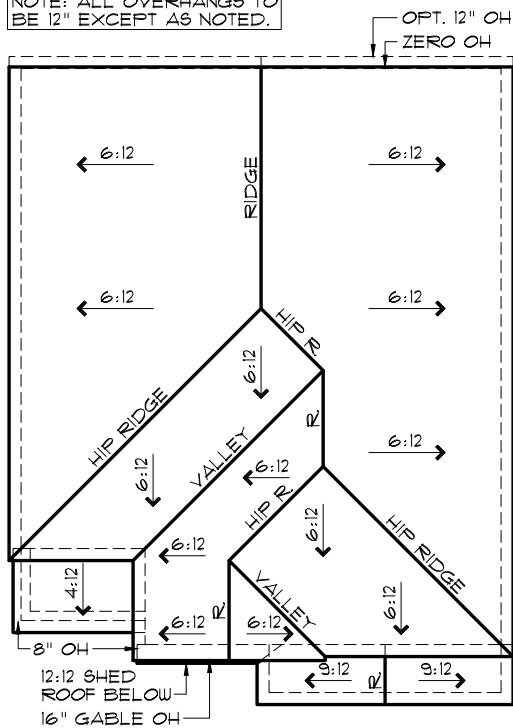
NOTE:

SIDES AND REAR WINDOW GRIDS, WHEN REQUIRED BY COMMUNITY, SHALL MATCH THOSE OF FRONT ELEVATION

NOTE:

ALL ELEVATIONS DRAWN AS SLAB ON GRADE FOUNDATION. BASEMENT FOUNDATION SIMILAR.

NOTE: ALL OVERHANGS TO BE 12" EXCEPT AS NOTED.



INDIANAPOLIS DIVISION



EVERYTHING'S INCLUDED®

REV. NO.	DATE	REMARKS
1	7/14/23	FULL RELEASE
2		
3		
4		
5		

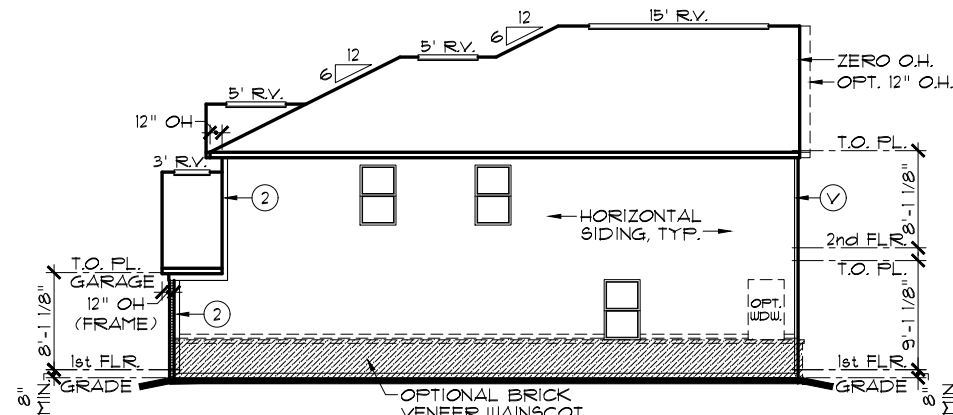
THESE PLANS AND THE DESIGNS CONTAINED HEREIN ARE THE SOLE PROPERTY OF LENNAR CORPORATION. © 2018 LENNAR CORPORATION. ALL RIGHTS RESERVED.

LENNAR CORPORATION EXPRESSLY RESERVES ITS COPYRIGHT AND OTHER PROPERTY RIGHTS IN THESE DESIGNS AND DRAWINGS. UNAUTHORIZED DUPLICATION OR DISTRIBUTION OF THESE PLANS IS PROHIBITED.

MODEL	SET NO.	DRAWN BY	COLLECTION	VENTURE
PADDINGTON A	3171A0	SAM/DAR		
ELEVATIONS, ROOF PLAN				
OPTION DESCRIPTION				

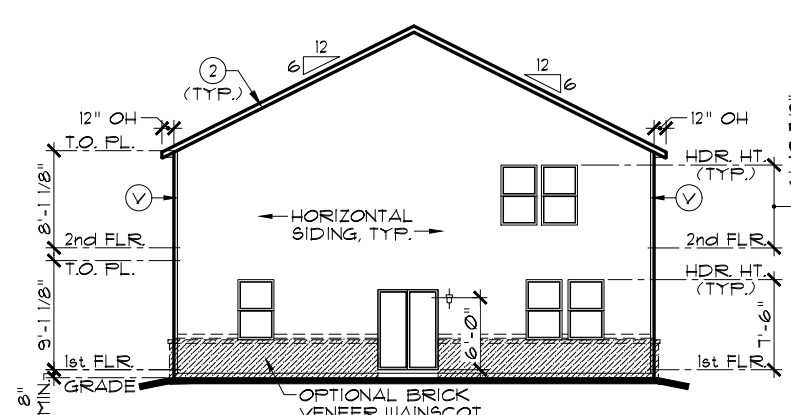
SHEET NO.

A1.1A



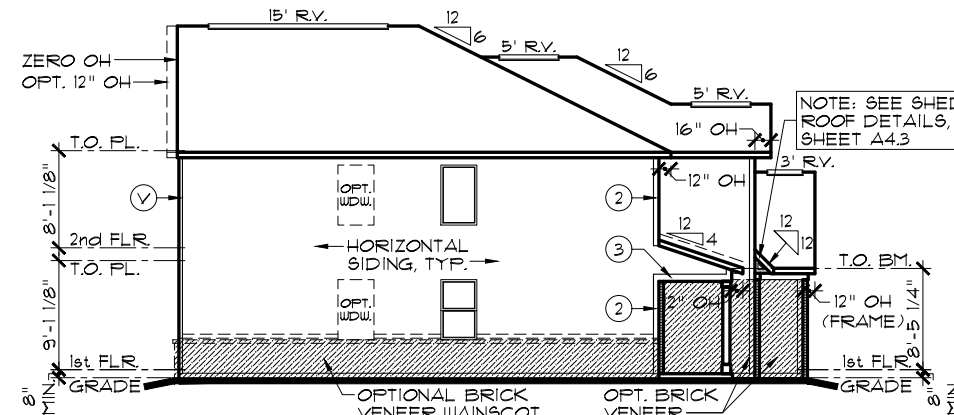
RIGHT ELEVATION

SCALE: 1/16" = 1'-0"



REAR ELEVATION







SCALE: 1/16" = 1'-0"



LEFT ELEVATION

SCALE: 1/16" = 1'-0"

EXTERIOR TRIM KEY

 VINYL CORNER	 1 x 8
 1 x 4	 4 x 10
 2 x 6	 5 x 12

NOTE: EXTERIOR TRIM NOTATIONS
INDICATE TRIM PIECE SIZE ONLY.
ACTUAL TRIM MATERIAL / FINISH
PER DIVISION SPECIFICATIONS.

FRONT-FACING BRICK AREA CALCULATIONS	
TOTAL FRONT-FACING EXTERIOR WALL AREA:	480.5 SF
AREA OF FRONT-FACING WALL COVERED BY BRICK:	253.1 SF
PERCENTAGE OF FRONT-FACING WALL COVERED BY BRICK:	52.7%

OPT. GARAGE DOOR ILO WINDOWS SUBTRACTS 41.5 S.F. FROM BRICK
AND TOTAL

NOTE:

SIDES AND REAR WINDOW GRIDS, WHEN REQUIRED BY COMMUNITY, SHALL MATCH THOSE OF FRONT ELEVATION

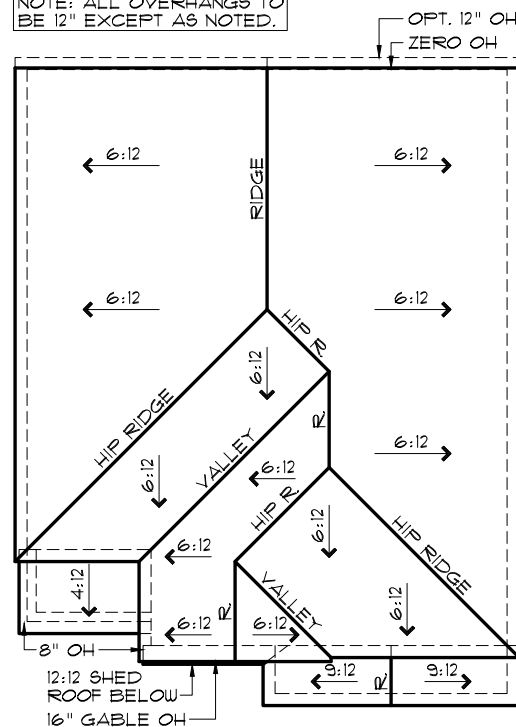
NOTE:

ALL ELEVATIONS DRAWN AS SLAB ON GRADE
FOUNDATION. BASEMENT FOUNDATION SIMILAR.

NOTE:

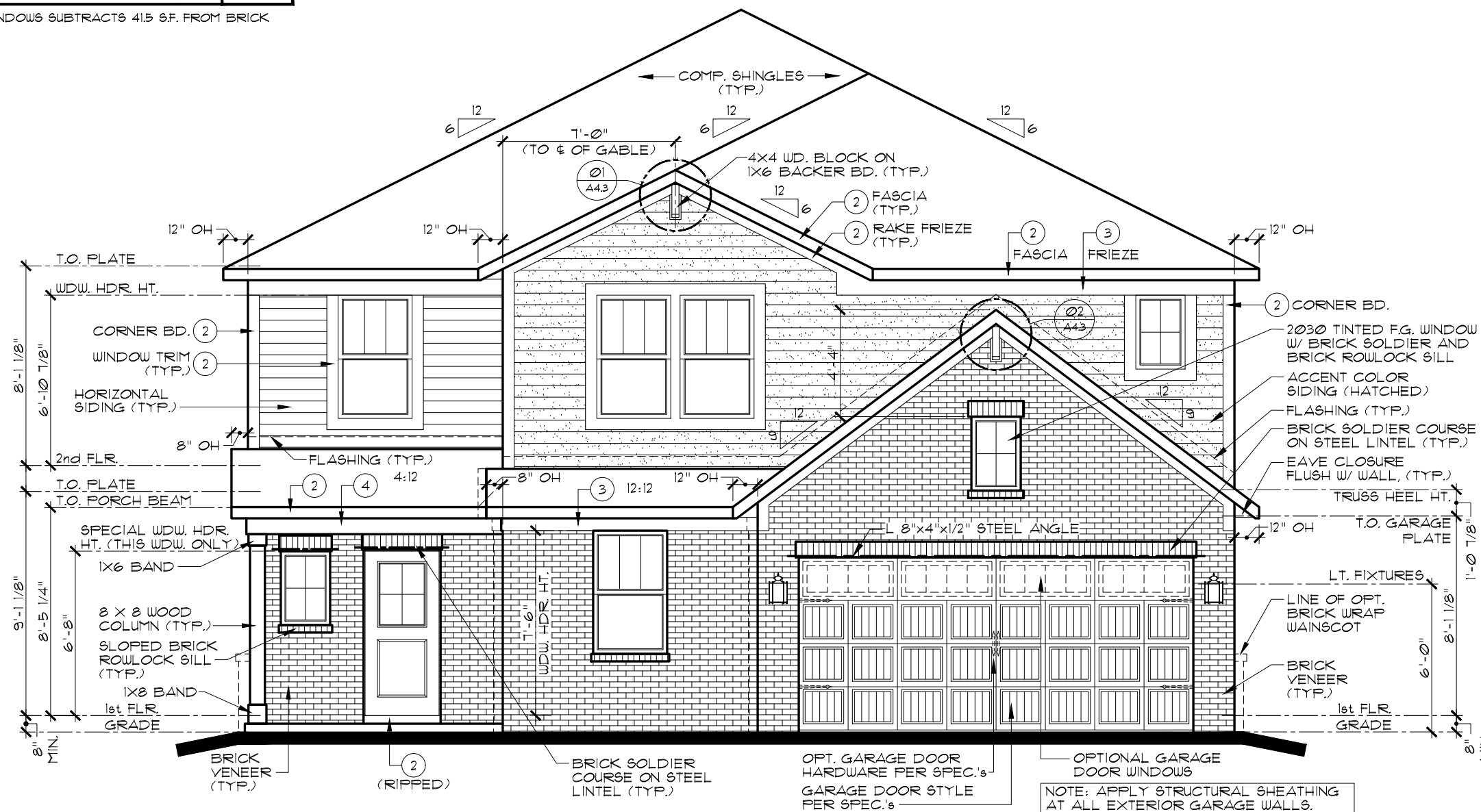
STEEL LINTELS AND MASONRY CONSTRUCTION ABOVE
GARAGE DOORS SHALL COMPLY WITH THE 2020
INDIANA RESIDENTIAL CODE, SECTION R 103.8.3

NOTE: ALL OVERHANGS TO
BE 12" EXCEPT AS NOTED.



ROOF PLAN A

SCALE: 1/16" = 1'-0"



FRONT ELEVATION A

ADDITIONAL BRICK OPT.

SCALE: 3/16" = 1'-0"



EVERYTHING'S INCLUDED*

REV.NO.	DATE	REMARKS
1	7/14/23	FULL RELEASE
2	10/10/23	STRUCTURAL UPDATES
3		
4		
5		

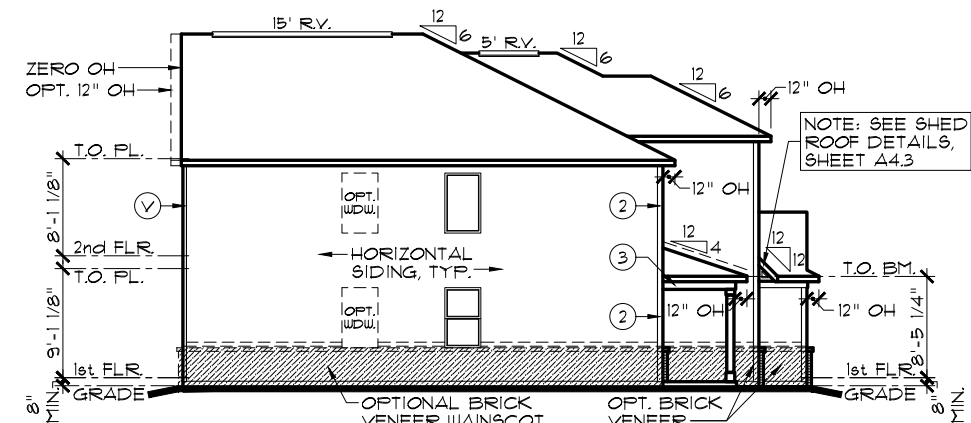
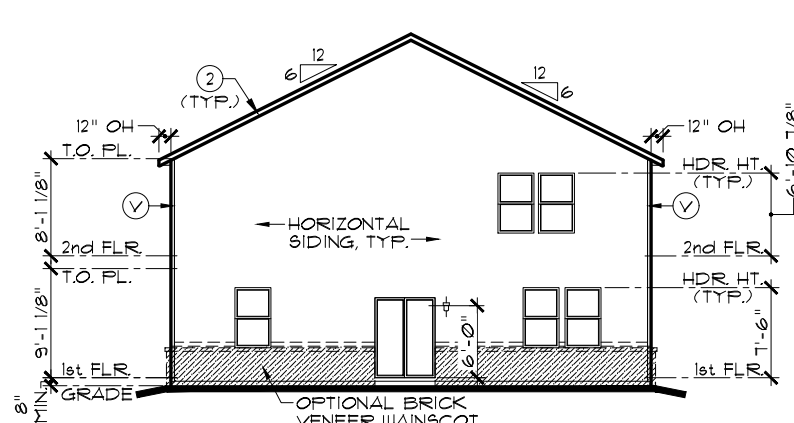
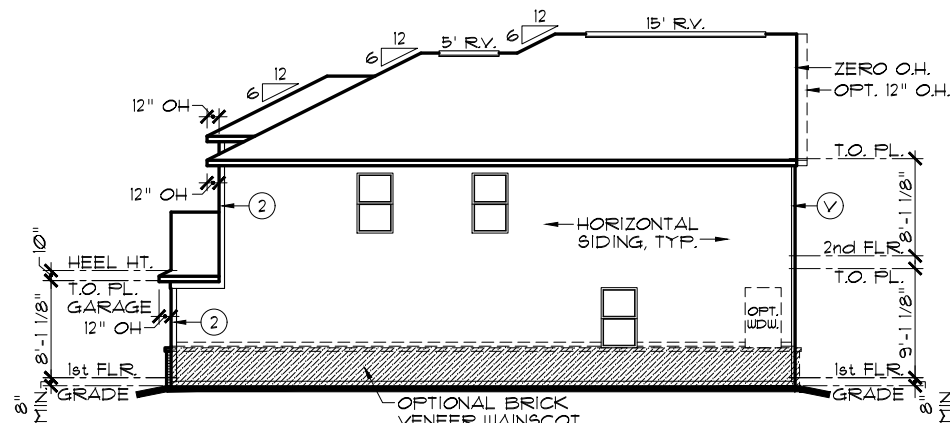
THESE PLANS AND THE DESIGNS
CONTAINED HEREIN ARE THE SOLE
PROPERTY OF LENNAR CORPORATION
© 2018 LENNAR CORPORATION,
ALL RIGHTS RESERVED

LENNAR CORPORATION EXPRESSLY
RESERVES ITS COPYRIGHT AND OTHER
PROPERTY RIGHTS IN THESE DESIGNS
AND DRAWINGS. UNAUTHORIZED
DUPLICATION OR DISTRIBUTION OF
THESE PLANS IS PROHIBITED.

LENNAR®	
MODEL	PADDINGTON A
DRAWING TITLE	ELEVATIONS, ROOF PLAN
OPTION DESCRIPTION	ADDITIONAL BRICK OPTION
SET NO.	3171A0
DRAWN BY	SAM/DAR
COLLECTION	VENTURE

SHEET NO.

A1.1A

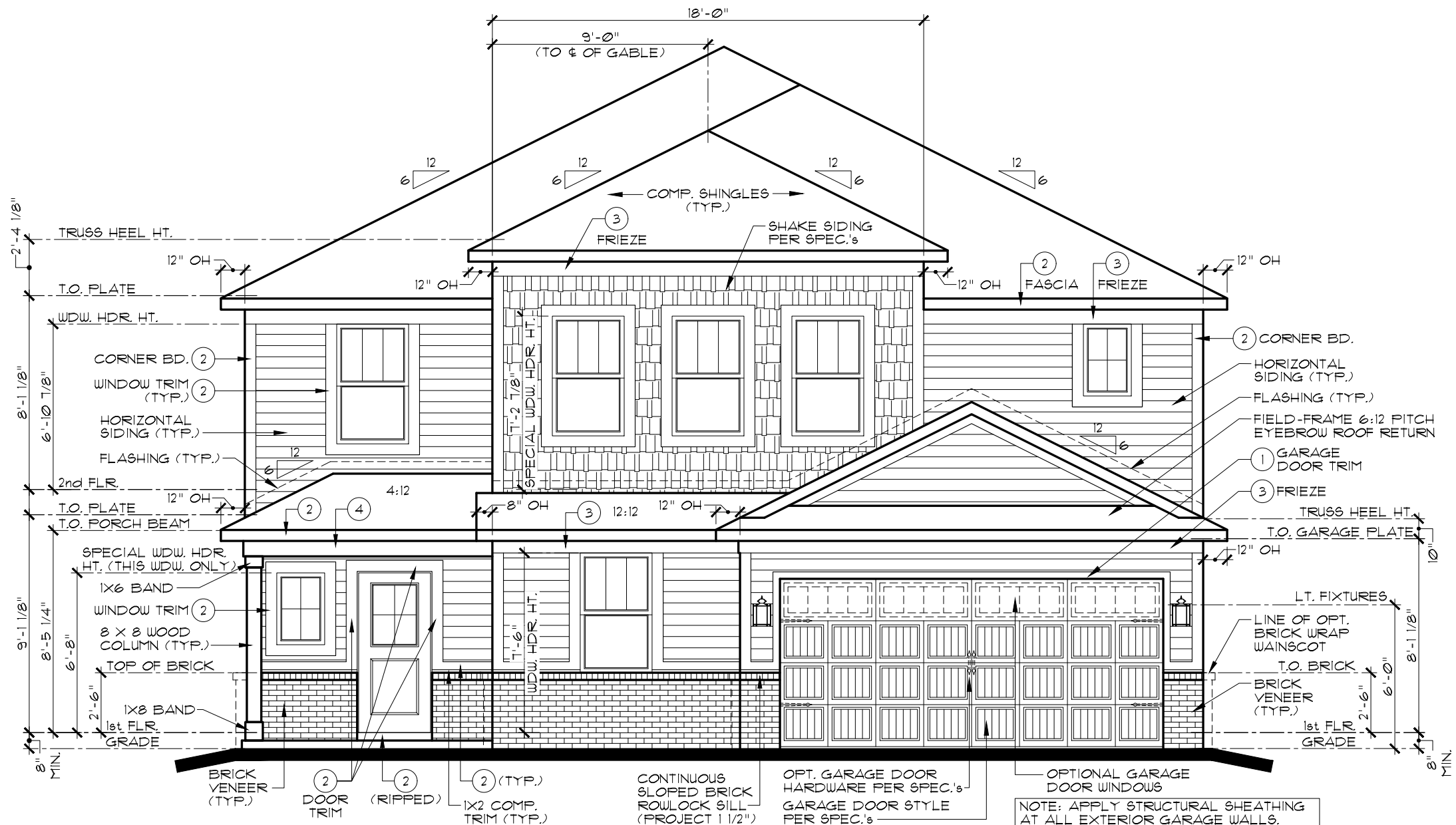
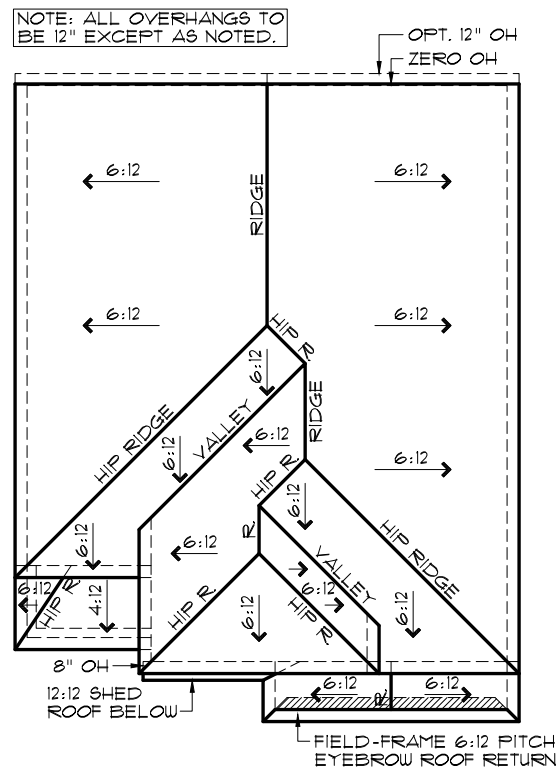


EXTERIOR TRIM KEY	
1	VINYL CORNER
2	1 x 4
3	1 x 6
4	1 x 8
5	1 x 10
6	1 x 12

NOTE: EXTERIOR TRIM NOTATIONS INDICATE TRIM PIECE SIZE ONLY. ACTUAL TRIM MATERIAL / FINISH PER DIVISION SPECIFICATIONS.

NOTE:
SIDES AND REAR WINDOW GRIDS, WHEN REQUIRED BY COMMUNITY, SHALL MATCH THOSE OF FRONT ELEVATION

NOTE:
ALL ELEVATIONS DRAWN AS SLAB ON GRADE FOUNDATION. BASEMENT FOUNDATION SIMILAR.



INDIANAPOLIS DIVISION



EVERYTHING'S INCLUDED*

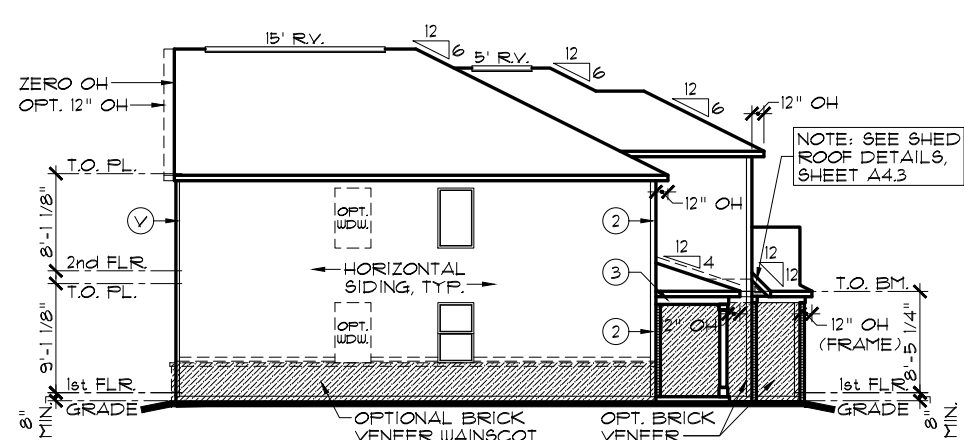
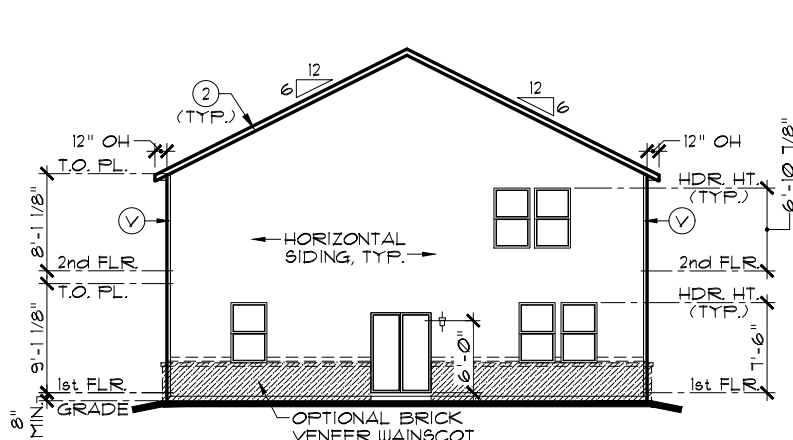
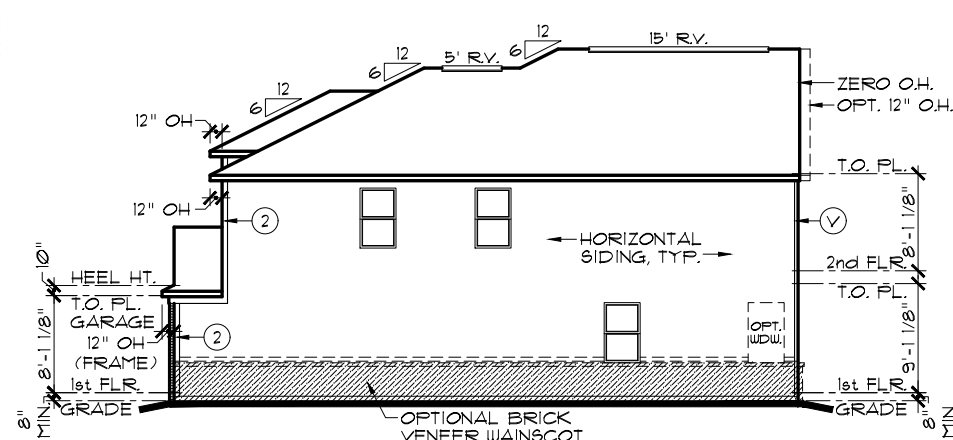
REV. NO.	DATE	REMARKS
1	7/14/23	FULL RELEASE
2		
3		
4		
5		

THESE PLANS AND THE DESIGNS CONTAINED HEREIN ARE THE SOLE PROPERTY OF LENNAR CORPORATION. © 2018 LENNAR CORPORATION. ALL RIGHTS RESERVED. LENNAR CORPORATION EXPRESSLY RESERVES ITS COPYRIGHT AND OTHER PROPERTY RIGHTS IN THESE DESIGNS AND DRAWINGS. UNAUTHORIZED DUPLICATION OR DISTRIBUTION OF THESE PLANS IS PROHIBITED.

MODEL	SET NO.	DRAWN BY	COLLECTION	VENTURE
PADDINGTON B	3171B0	SAM/DAR		
ELEVATIONS, ROOF PLAN				
OPTION DESCRIPTION				

SHEET NO.

A1.1B



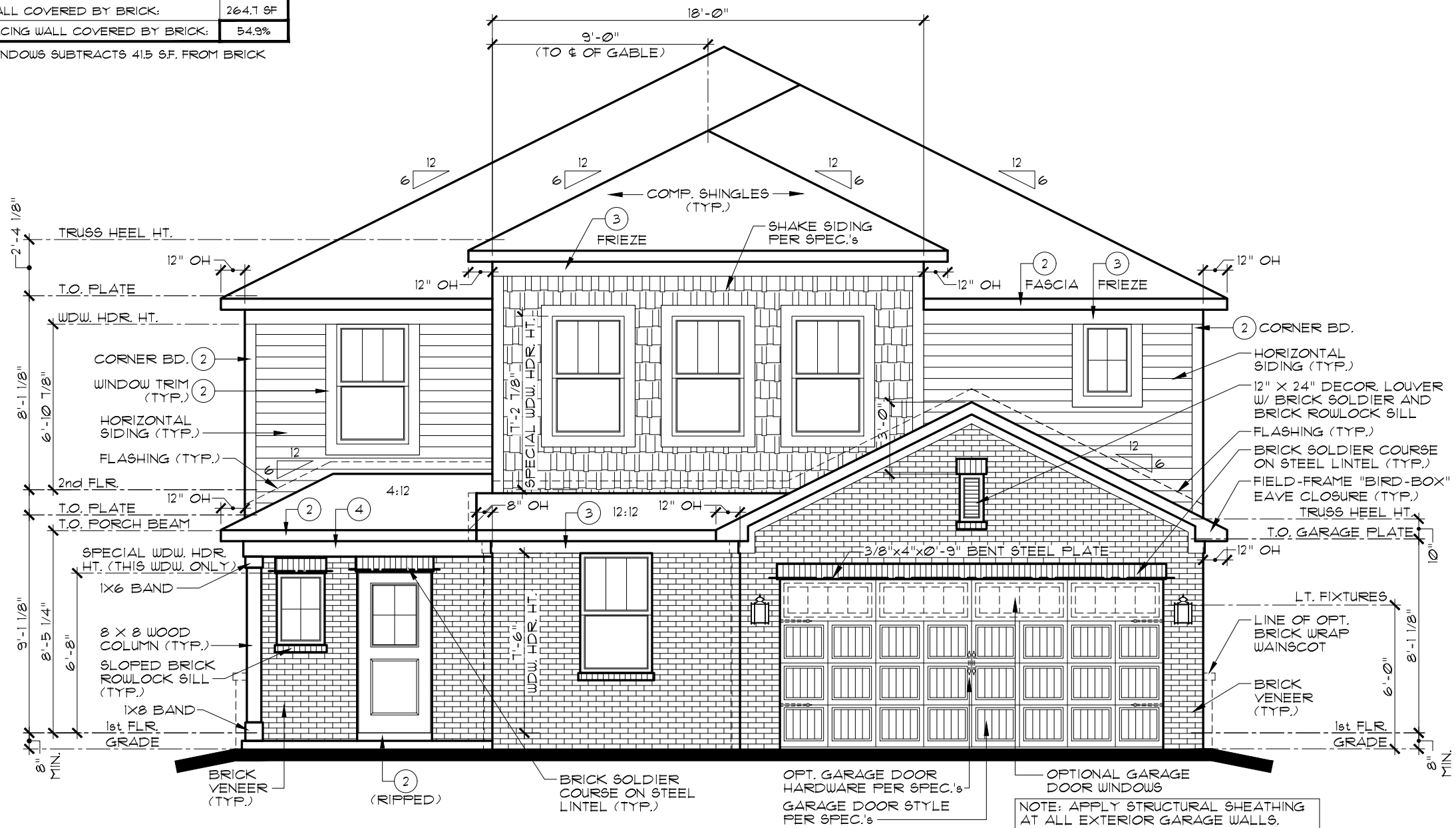
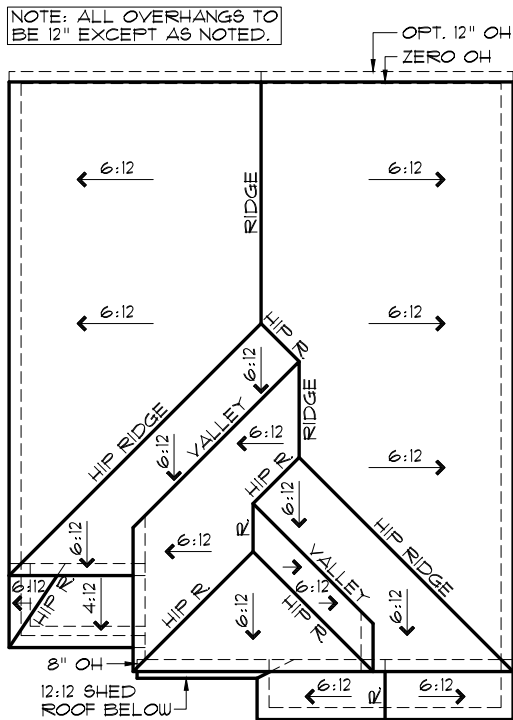
EXTERIOR TRIM KEY			
Ⓥ	VINYL CORNER	③	1 x 8
①	1 x 4	④	1 x 10
②	1 x 6	⑤	1 x 12

NOTE: EXTERIOR TRIM NOTATIONS INDICATE TRIM PIECE SIZE ONLY. ACTUAL TRIM MATERIAL / FINISH PER DIVISION SPECIFICATIONS.

FRONT-FACING BRICK AREA CALCULATIONS	
TOTAL FRONT-FACING EXTERIOR WALL AREA:	481.9 SF
AREA OF FRONT-FACING WALL COVERED BY BRICK:	264.1 SF
PERCENTAGE OF FRONT-FACING WALL COVERED BY BRICK:	54.9%

OPT. GARAGE DOOR I/O WINDOWS SUBTRACTS 41.5 SF. FROM BRICK AND TOTAL

- NOTE:**
SIDES AND REAR WINDOW GRIDS, WHEN REQUIRED BY COMMUNITY, SHALL MATCH THOSE OF FRONT ELEVATION.
- NOTE:**
ALL ELEVATIONS DRAWN AS SLAB ON GRADE FOUNDATION. BASEMENT FOUNDATION SIMILAR.
- NOTE:**
STEEL LINTELS AND MASONRY CONSTRUCTION ABOVE GARAGE DOORS SHALL COMPLY WITH THE 2020 INDIANA RESIDENTIAL CODE, SECTION R 103.8.3



INDIANAPOLIS DIVISION

EVERYTHING'S INCLUDED*

REMARKS

DATE

REV. NO.

1

2

3

4

5

7/14/23

10/10/23

FULL RELEASE

STRUCTURAL UPDATES

THESE PLANS AND THE DESIGNS CONTAINED HEREIN ARE THE SOLE PROPERTY OF LENNAR CORPORATION. © 2018 LENNAR CORPORATION, ALL RIGHTS RESERVED. LENNAR CORPORATION EXPRESSLY RESERVES ITS COPYRIGHT AND OTHER PROPERTY RIGHTS IN THESE DESIGNS AND DRAWINGS. UNAUTHORIZED DUPLICATION OR DISTRIBUTION OF THESE PLANS IS PROHIBITED.

MODEL

SET NO.

DRAWING TITLE

OPTION DESCRIPTION

PADDINGTON B

3171B0

ELEVATIONS, ROOF PLAN

ADDITIONAL BRICK OPTION

DRAWN BY

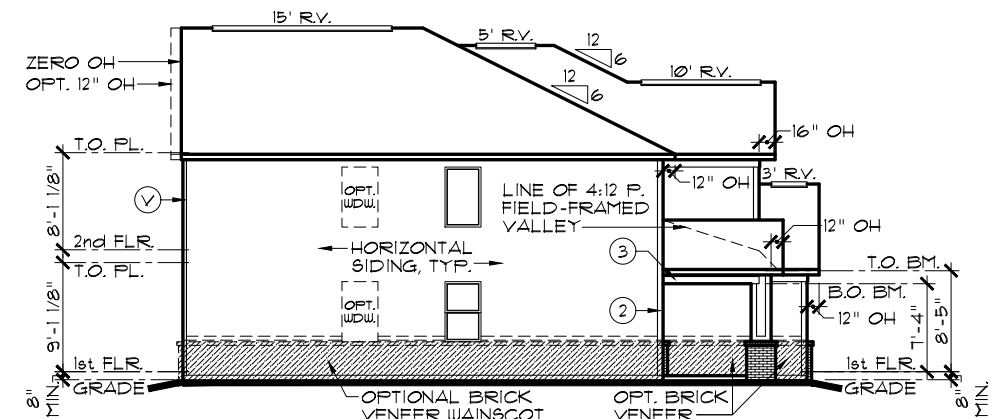
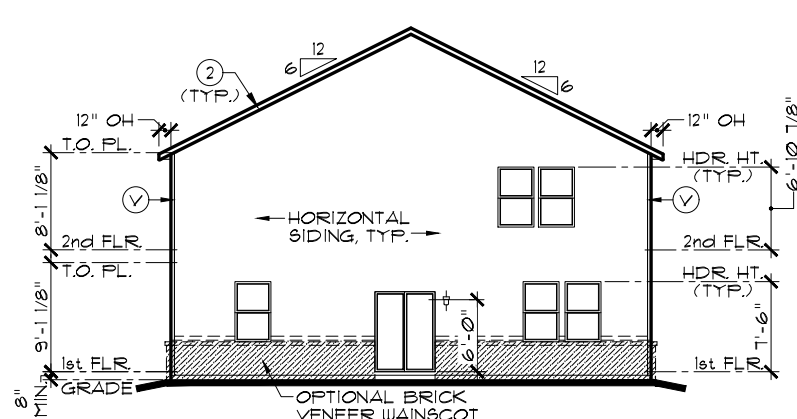
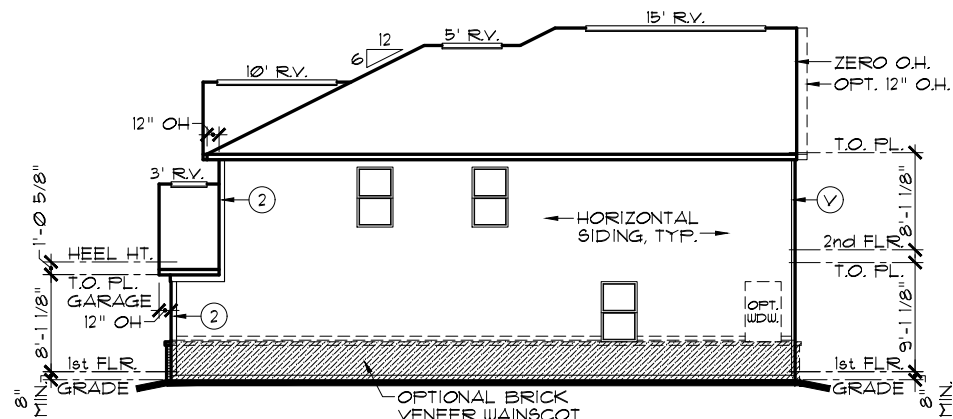
COLLECTION

VENTURE

SAM/DAR

SHEET NO.

A1.1B



EXTERIOR TRIM KEY

- V VINYL CORNER
- 1 1x4
- 2 1x6
- 3 1x8
- 4 1x10
- 5 1x12

NOTE: EXTERIOR TRIM NOTATIONS INDICATE TRIM PIECE SIZE ONLY. ACTUAL TRIM MATERIAL / FINISH PER DIVISION SPECIFICATIONS.

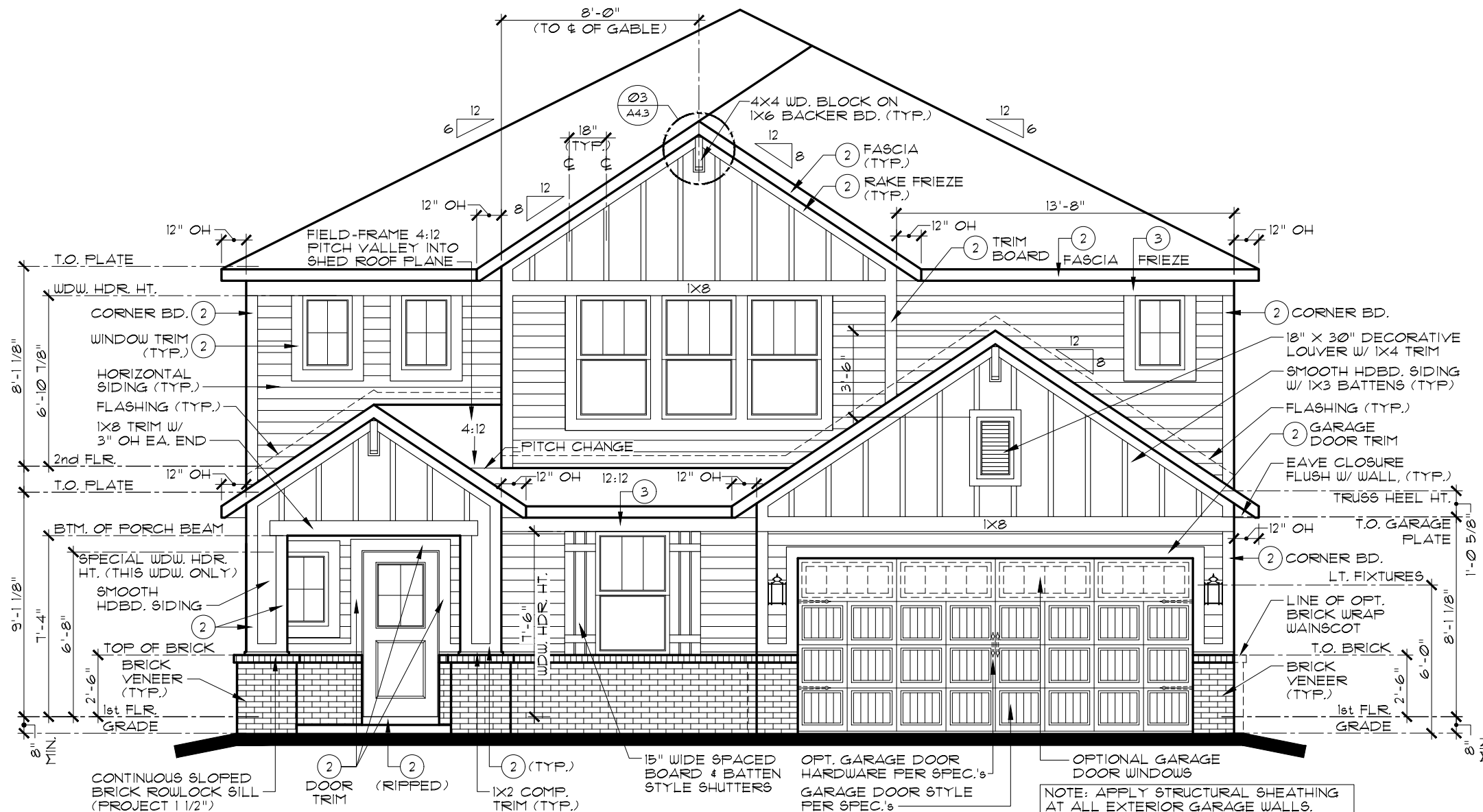
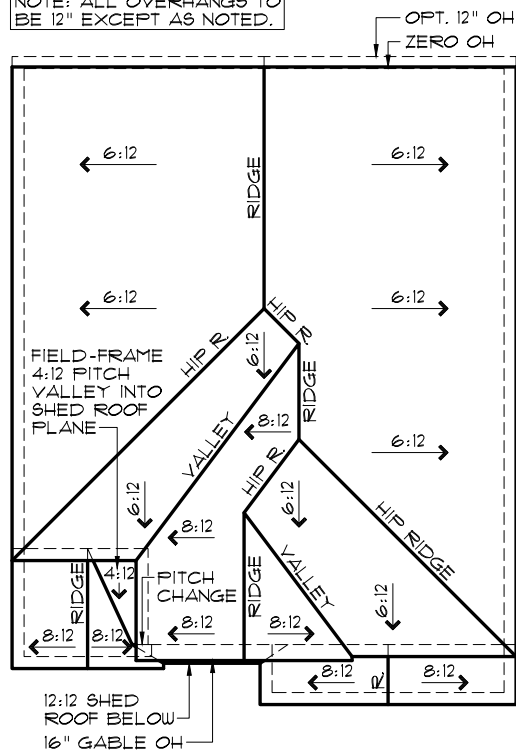
NOTE:

SIDES AND REAR WINDOW GRIDS, WHEN REQUIRED BY COMMUNITY, SHALL MATCH THOSE OF FRONT ELEVATION

NOTE:

ALL ELEVATIONS DRAWN AS SLAB ON GRADE FOUNDATION. BASEMENT FOUNDATION SIMILAR.

NOTE: ALL OVERHANGS TO BE 12" EXCEPT AS NOTED.



INDIANAPOLIS DIVISION



EVERYTHING'S INCLUDED®

REMARKS

DATE
7/14/23
FULL RELEASE

REV. NO.

1
2
3
4
5

THESE PLANS AND THE DESIGNS CONTAINED HEREIN ARE THE SOLE PROPERTY OF LENNAR CORPORATION. © 2018 LENNAR CORPORATION. ALL RIGHTS RESERVED.

LENNAR CORPORATION EXPRESSLY RESERVES ITS COPYRIGHT AND OTHER PROPERTY RIGHTS IN THESE DESIGNS AND DRAWINGS. UNAUTHORIZED DUPLICATION OR DISTRIBUTION OF THESE PLANS IS PROHIBITED.

LENNAR®

PADDINGTON C

ELEVATIONS, ROOF PLAN

MODEL

SET NO.

3171C0

DRAWN BY

SAM/DAR

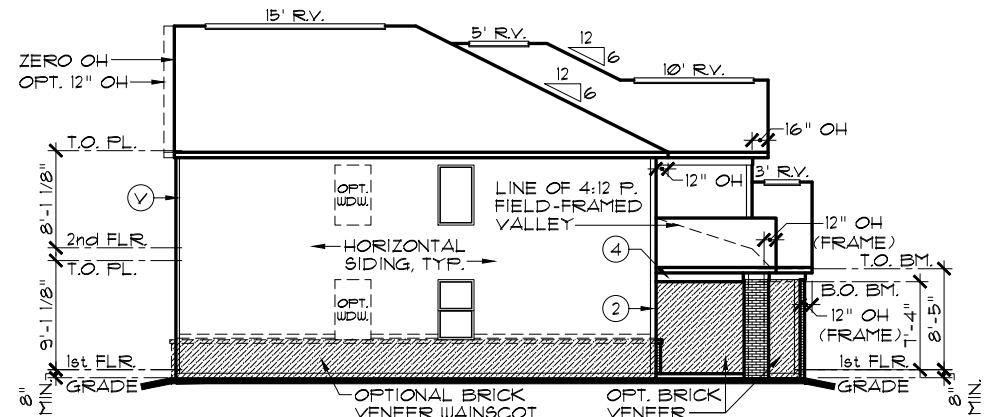
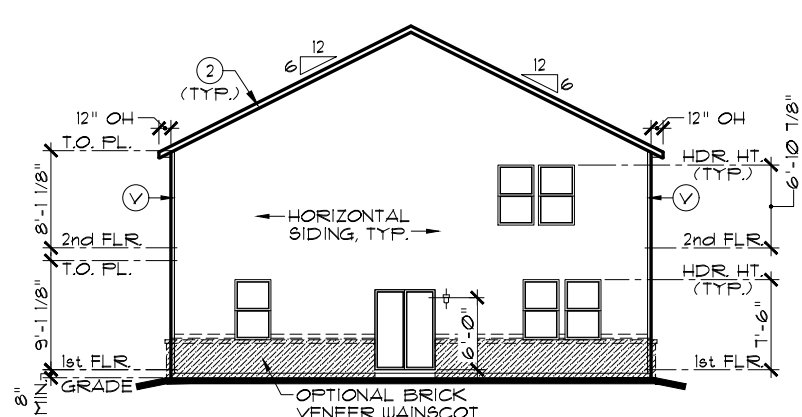
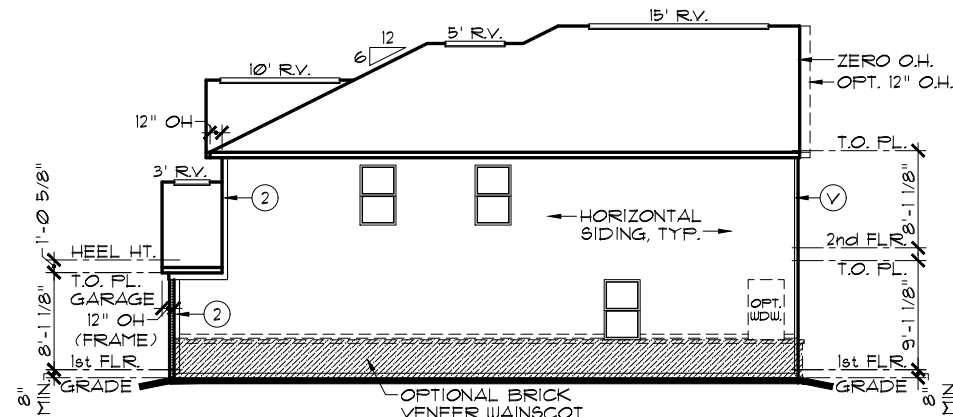
COLLECTION

VENTURE

OPTION DESCRIPTION

SHEET NO.

A1.1C



EXTERIOR TRIM KEY					
(V)	VINYL CORNER	(3)	1 x 8	(4)	1 x 10
(1)	1 x 4	(5)	1 x 12		
(2)	1 x 6				

NOTE: EXTERIOR TRIM NOTATIONS INDICATE TRIM PIECE SIZE ONLY. ACTUAL TRIM MATERIAL / FINISH PER DIVISION SPECIFICATIONS.

FRONT-FACING BRICK AREA CALCULATIONS	
TOTAL FRONT-FACING EXTERIOR WALL AREA:	527.8 SF
AREA OF FRONT-FACING WALL COVERED BY BRICK:	296.8 SF
PERCENTAGE OF FRONT-FACING WALL COVERED BY BRICK:	56.2%

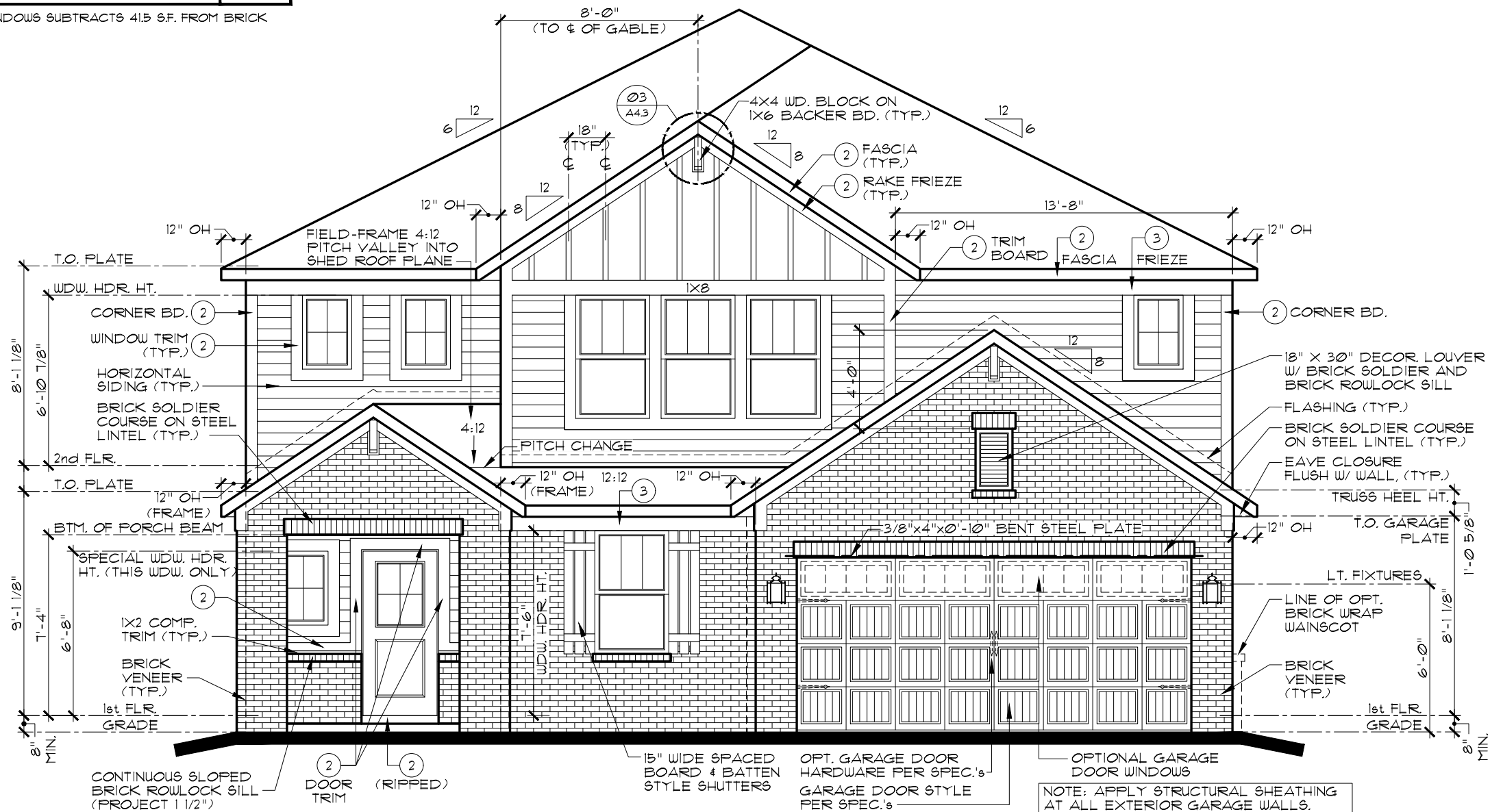
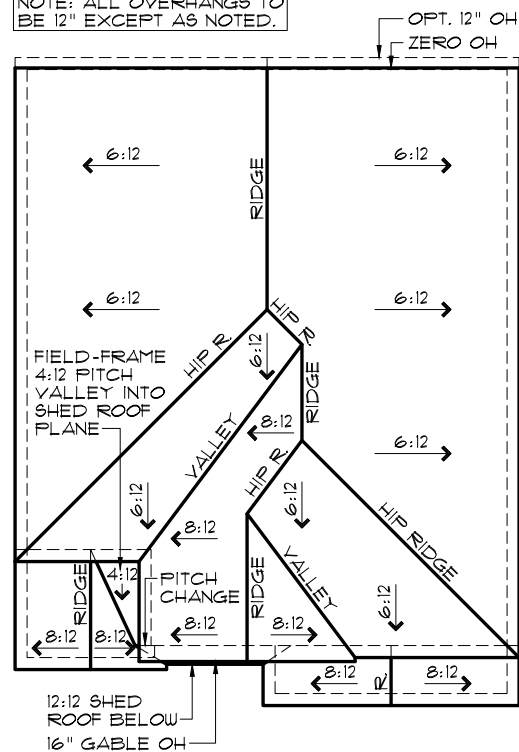
OPT. GARAGE DOOR I/O WINDOWS SUBTRACTS 41.5 SF. FROM BRICK AND TOTAL

NOTE:
SIDES AND REAR WINDOW GRIDS, WHEN REQUIRED BY COMMUNITY, SHALL MATCH THOSE OF FRONT ELEVATION.

NOTE:
ALL ELEVATIONS DRAWN AS SLAB ON GRADE FOUNDATION. BASEMENT FOUNDATION SIMILAR.

NOTE:
STEEL LINTELS AND MASONRY CONSTRUCTION ABOVE GARAGE DOORS SHALL COMPLY WITH THE 2020 INDIANA RESIDENTIAL CODE, SECTION R 103.8.3

NOTE: ALL OVERHANGS TO BE 12" EXCEPT AS NOTED.



EVERYTHING'S INCLUDED*

INDIANAPOLIS DIVISION

REMARKS

DATE

REV. NO.

1

2

3

4

5

7/14/23

10/10/23

FULL RELEASE

STRUCTURAL UPDATES

THESE PLANS AND THE DESIGNS CONTAINED HEREIN ARE THE SOLE PROPERTY OF LENNAR CORPORATION. © 2018 LENNAR CORPORATION. ALL RIGHTS RESERVED. LENNAR CORPORATION EXPRESSLY RESERVES ITS COPYRIGHT AND OTHER PROPERTY RIGHTS IN THESE DESIGNS AND DRAWINGS. UNAUTHORIZED DUPLICATION OR DISTRIBUTION OF THESE PLANS IS PROHIBITED.

LENNAR®

PADDINGTON C

ELEVATIONS, ROOF PLAN

OPTION DESCRIPTION

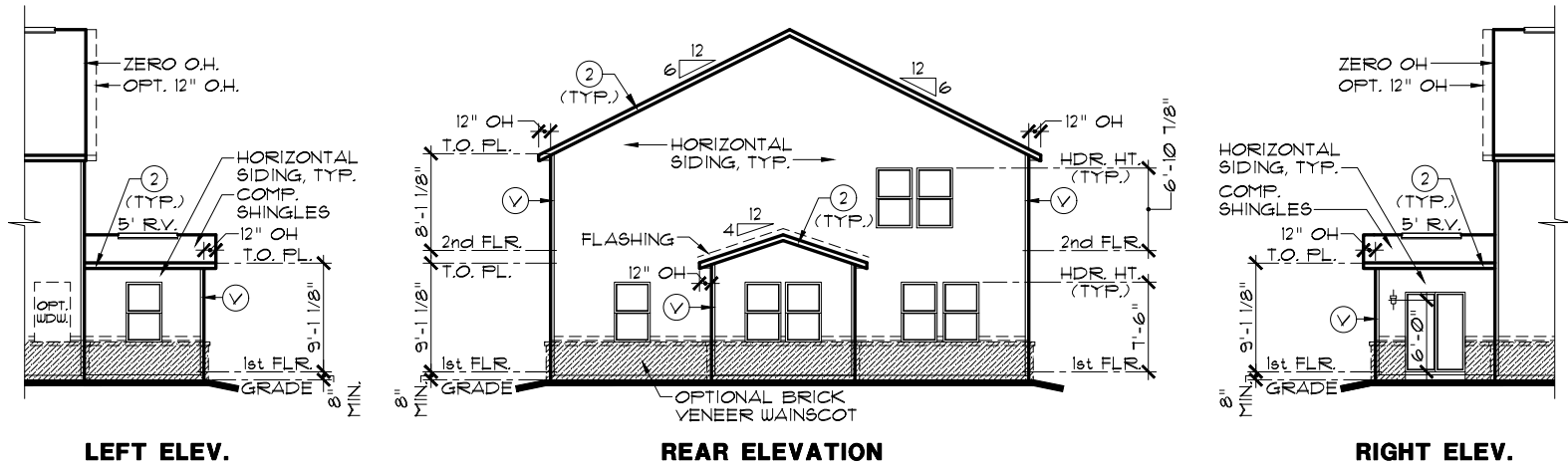
ADDITIONAL BRICK OPTION

SET NO. 3171C0

DRAWN BY SAM/DAR

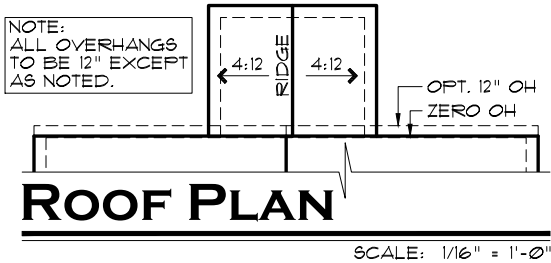
COLLECTION VENTURE

SHEET NO. A1.1C



PARTIAL ELEVATIONS
OPT. MORNING ROOM

SCALE: 1/16" = 1'-0"



EXTERIOR TRIM KEY

- Vinyl Corner
- 1 x 4
- 1 x 6
- 1 x 8
- 1 x 10
- 1 x 12

NOTE: EXTERIOR TRIM NOTATIONS INDICATE TRIM PIECE SIZE ONLY. ACTUAL TRIM MATERIAL / FINISH PER DIVISION SPECIFICATIONS.

NOTE:

SIDES AND REAR WINDOW GRIDS, WHEN REQUIRED BY COMMUNITY, SHALL MATCH THOSE OF FRONT ELEVATION.

NOTE:

ALL ELEVATIONS DRAWN AS SLAB ON GRADE FOUNDATION. BASEMENT FOUNDATION SIMILAR.

INDIANAPOLIS DIVISION



EVERYTHING'S INCLUDED®

REV. NO.	DATE	REMARKS
1	7/14/23	FULL RELEASE
2		
3		
4		
5		

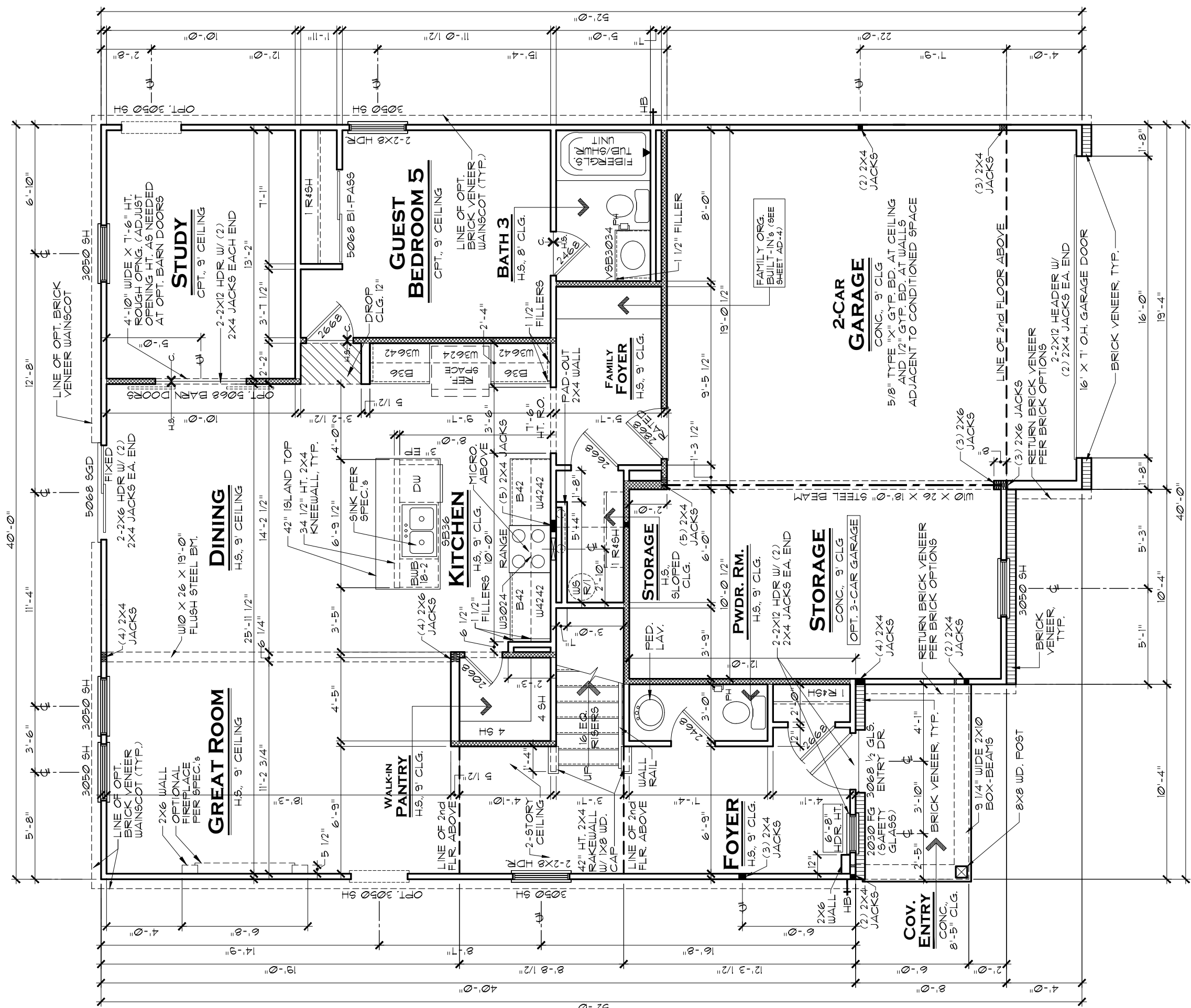
THESE PLANS AND THE DESIGNS CONTAINED HEREIN ARE THE SOLE PROPERTY OF LENNAR CORPORATION. © 2018 LENNAR CORPORATION, ALL RIGHTS RESERVED. LENNAR CORPORATION EXPRESSLY RESERVES ITS COPYRIGHT AND OTHER PROPERTY RIGHTS IN THESE DESIGNS AND DRAWINGS. UNAUTHORIZED DUPLICATION OR DISTRIBUTION OF THESE PLANS IS PROHIBITED.

LENNAR®

MODEL	SET NO.	3171A0
PADDINGTON (ALL)	3171B0	
DRAWING TITLE	3171C0	
PARTIAL ELEVATIONS	DRAWN BY	DAR
OPTION DESCRIPTION	COLLECTION	VENTURE
OPT. MORNING ROOM		

SHEET NO.

A1.3



First Floor Plan A B

SCALE: 3/16" = 1'-0"

AREA TABULATION	
1st FLOOR LIVING AREA:	1,286 S.F.
2nd FLOOR LIVING AREA:	1,734 S.F.
TOTAL LIVING AREA:	3,020 S.F.
GARAGE:	629 S.F.
COVERED ENTRY PORCH:	62 S.F.
TOTAL UNDER ROOF:	3,711 S.F.

MORNING RM. OPT. ADDS 120 S.F.

GENERAL NOTES:	
1.	ALL WINDOW HEADERS HEIGHTS TO BE 1'-6" HT. UNLESS NOTED OTHERWISE.
2.	1ST FLOOR WALL HT. TO BE 9'-1 1/8", EXCEPT WHERE NOTED OTHERWISE.
3.	ALL INTERIOR ROUGH OPENINGS TO BE 1'-10 7/8" HT. UNLESS NOTED OTHERWISE.

NOTE:	
HATCHED WALL INDICATES INTERIOR LOAD-BEARING WALL WITH STUDS @ 16" O.C. AND DOUBLE TOP PLATE, TYP.	
ALL LOAD-BEARING HEADERS TO BE 2-2X6 W/ 1/2" PLYWOOD FILLER AND (1) 2X JACK STUD EACH END, EXCEPT AS NOTED	
DOUBLE AND TRIPLE NON-MULLED WINDOWS TO HAVE 2-2X6 HEADER W/ (2) 2X4 JACK EACH END AND (3) 2X4 JACKS BETWEEN INTERMEDIATE WINDOWS	

LENNAR®

MODEL	PADDINGTON A B
DRAWING TITLE	1ST FLOOR PLAN
OPTION DESCRIPTION	

SHEET NO.

A3.1A

SET NO.
3171A0
3171B0

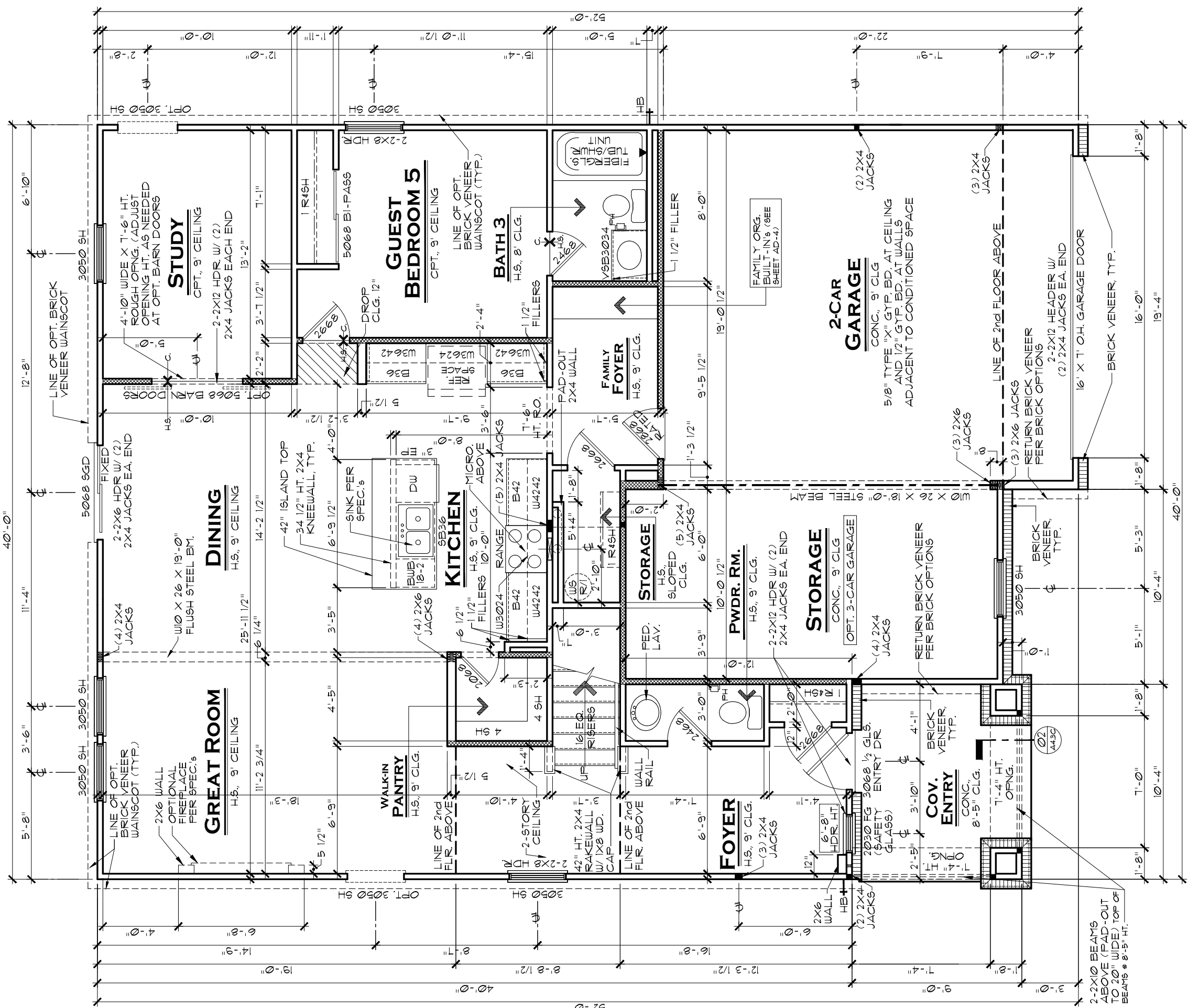
DRAWN BY
SAM
COLLECTION
VENTURE

THESE PLANS AND THE DESIGNS CONTAINED HEREIN ARE THE SOLE PROPERTY OF LENNAR CORPORATION. © 2018 LENNAR CORPORATION, ALL RIGHTS RESERVED. LENNAR CORPORATION EXPRESSLY RESERVES ITS COPYRIGHT AND OTHER PROPERTY RIGHTS IN THESE DESIGNS AND DRAWINGS. UNAUTHORIZED DUPLICATION OR DISTRIBUTION OF THESE PLANS IS PROHIBITED.

REV. NO.	DATE	REMARKS
1	7/14/23	FULL RELEASE
2	10/10/23	STRUCTURAL UPDATES
3		
4		
5		

INDIANAPOLIS DIVISION





FIRST FLOOR PLAN C

STANDARD BRICK FRONT

SCALE: 3/16" = 1'-0"

AREA TABULATION	
1st FLOOR LIVING AREA:	1,286 S.F.
2nd FLOOR LIVING AREA:	1,734 S.F.
TOTAL LIVING AREA:	3,020 S.F.
GARAGE:	629 S.F.
COVERED ENTRY PORCH:	93 S.F.
TOTAL UNDER ROOF:	3,742 S.F.

MORNING RM. OPT. ADDS 120 S.F.

GENERAL NOTES:	
1.	ALL WINDOW HEADERS HEIGHTS TO BE 1'-6" HT. UNLESS NOTED OTHERWISE.
2.	1ST FLOOR WALL HT. TO BE 9'-1 1/8", EXCEPT WHERE NOTED OTHERWISE.
3.	ALL INTERIOR ROUGH OPENINGS TO BE 1'-10 7/8" HT. UNLESS NOTED OTHERWISE.

NOTE:	
HATCHED WALL INDICATES INTERIOR LOAD-BEARING WALL WITH STUDS @ 16" O.C. AND DOUBLE TOP PLATE, TYP.	
ALL LOAD-BEARING HEADERS TO BE 2-2X6 W/ 1/2" PLYWOOD FILLER AND (1) 2X JACK STUD EACH END, EXCEPT AS NOTED	
DOUBLE AND TRIPLE NON-MULLED WINDOWS TO HAVE 2-2X6 HEADER W/ (2) 2X4 JACK EACH END AND (3) 2X4 JACKS BETWEEN INTERMEDIATE WINDOWS	

LENNAR®

MODEL
PADDINGTON C

DRAWING TITLE
1ST FLOOR PLAN

OPTION DESCRIPTION

STANDARD BRICK FRONT

SET NO.

3171C0

DRAWN BY

SAM

COLLECTION

VENTURE

THESE PLANS AND THE DESIGNS CONTAINED HEREIN ARE THE SOLE PROPERTY OF LENNAR CORPORATION. © 2018 LENNAR CORPORATION, ALL RIGHTS RESERVED. LENNAR CORPORATION EXPRESSLY RESERVES ITS COPYRIGHT AND OTHER PROPERTY RIGHTS IN THESE DESIGNS AND DRAWINGS. UNAUTHORIZED DUPLICATION OR DISTRIBUTION OF THESE PLANS IS PROHIBITED.

REV. NO.

1

7/14/23

FULL RELEASE

2

10/10/23

STRUCTURAL UPDATES

3

4

5

REMARKS

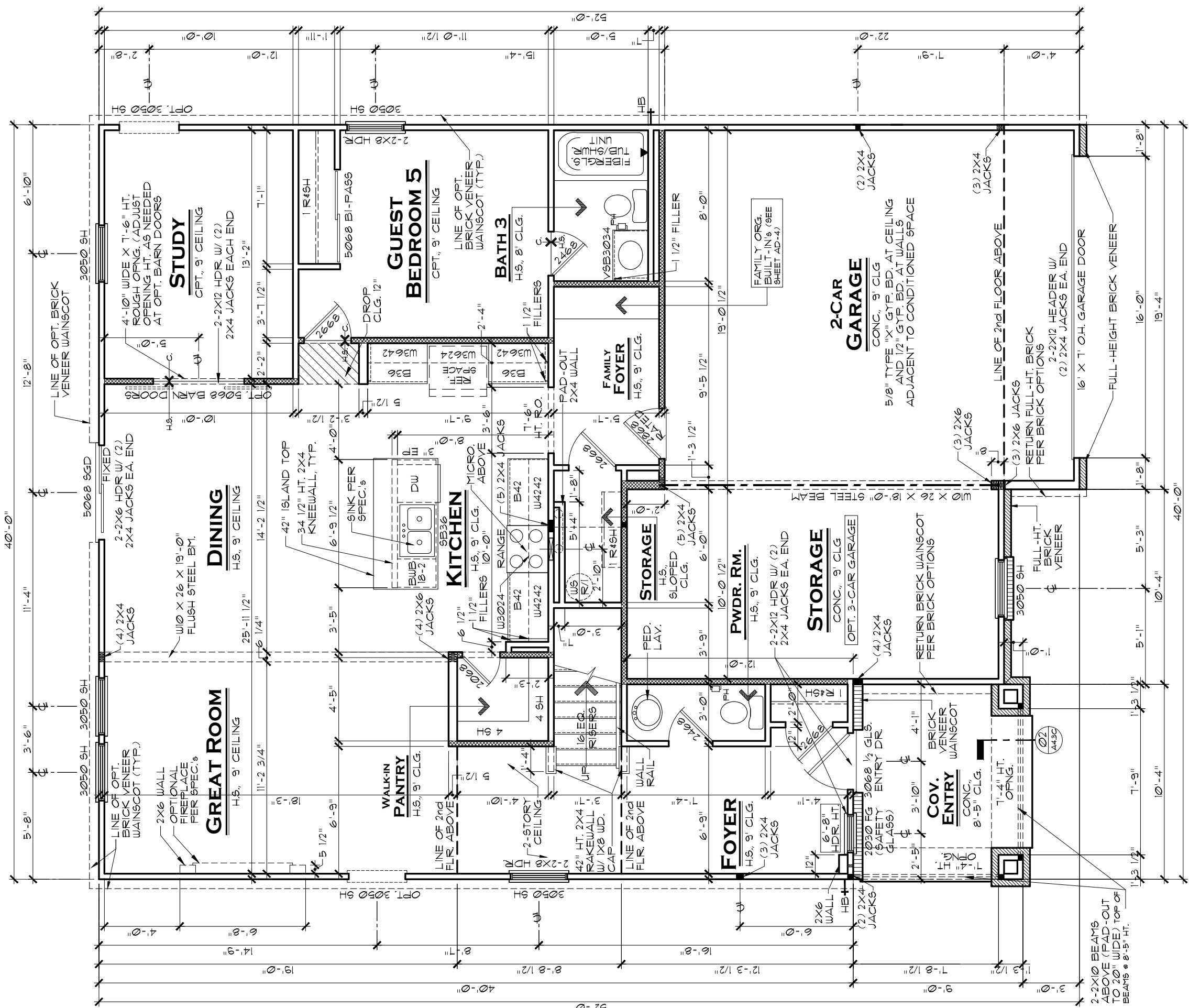
INDIANAPOLIS DIVISION



EVERYTHING'S INCLUDED®

A3.1C

SHEET NO.



FIRST FLOOR PLAN C

ADDITIONAL BRICK FRONT OPTION

AREA TABULATION	
1st FLOOR LIVING AREA:	1,266 S.F.
2nd FLOOR LIVING AREA:	1,734 S.F.
TOTAL LIVING AREA:	3,020 S.F.
GARAGE:	629 S.F.
COVERED ENTRY PORCH:	93 S.F.
TOTAL UNDER ROOF:	3,742 S.F.

MORNING RM. OPT. ADDS 120 S.F.

GENERAL NOTES:

1. ALL WINDOW HEADERS HEIGHTS TO BE 1'-6" HT. UNLESS NOTED OTHERWISE.
2. 1ST FLOOR WALL HT. TO BE 9'-1 1/8", EXCEPT WHERE NOTED OTHERWISE.
3. ALL INTERIOR ROUGH OPENINGS TO BE 1'-10 1/8" HT. UNLESS NOTED OTHERWISE.

NOTE:

HATCHED WALL INDICATES INTERIOR
LOAD-BEARING WALL WITH STUDS @ 16"
O.C. AND DOUBLE TOP PLATE, TYP.
ALL LOAD-BEARING HEADERS TO BE
2-2X6 W/ 1/2" PLYWOOD FILLER AND (1) 2X
6 JACK STUD EACH END, EXCEPT AS NOTED
DOUBLE AND TRIPLE NON-MULLED
WINDOWS TO HAVE 2-2X6 AND (3) 2X4 JACKS
2X4 JACK EACH END AND (3) 2X4 JACKS
BETWEEN INTERMEDIATE WINDOWS.

SCALE: 3/16" = 1'-0"

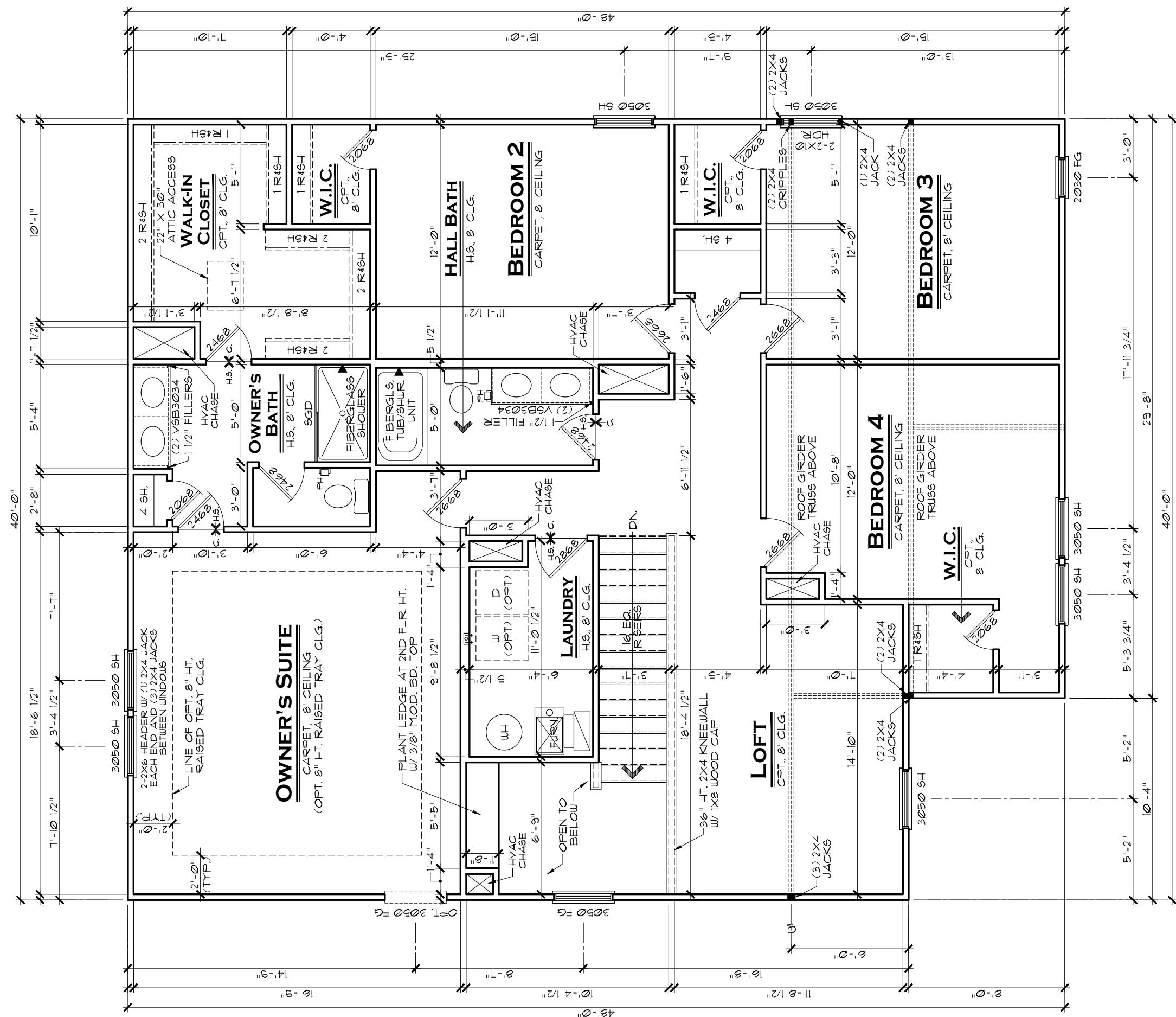
LENNAR®	MODEL	SET NO.
	PADDINGTON C	3171C0
	DRAWING TITLE	
	1ST FLOOR PLAN	DRAWN BY SAM
OPTION DESCRIPTION	COLLECTION VENTURE	
ADDITIONAL BRICK FRONT OPTION		



REV. NO.	DATE	REMARKS
1	7/14/23	FULL RELEASE
2	10/10/23	STRUCTURAL UPDATES
3		
4		
5		

THESE PLANS AND THE DESIGNS
CONTAINED HEREIN ARE THE SOLE
PROPERTY OF LENNAR CORPORATION.
© 2018 LENNAR CORPORATION,
ALL RIGHTS RESERVED

LENNAR CORPORATION EXPRESSLY
RESERVES ITS COPYRIGHT AND OTHER
PROPERTY RIGHTS IN THESE DESIGNS
AND DRAWINGS. UNAUTHORIZED
DUPLICATION OR DISTRIBUTION OF
THESE PLANS IS PROHIBITED.



SECOND FLOOR PLAN A

SCALE: 3/16" = 1'-0"


GENERAL NOTES:

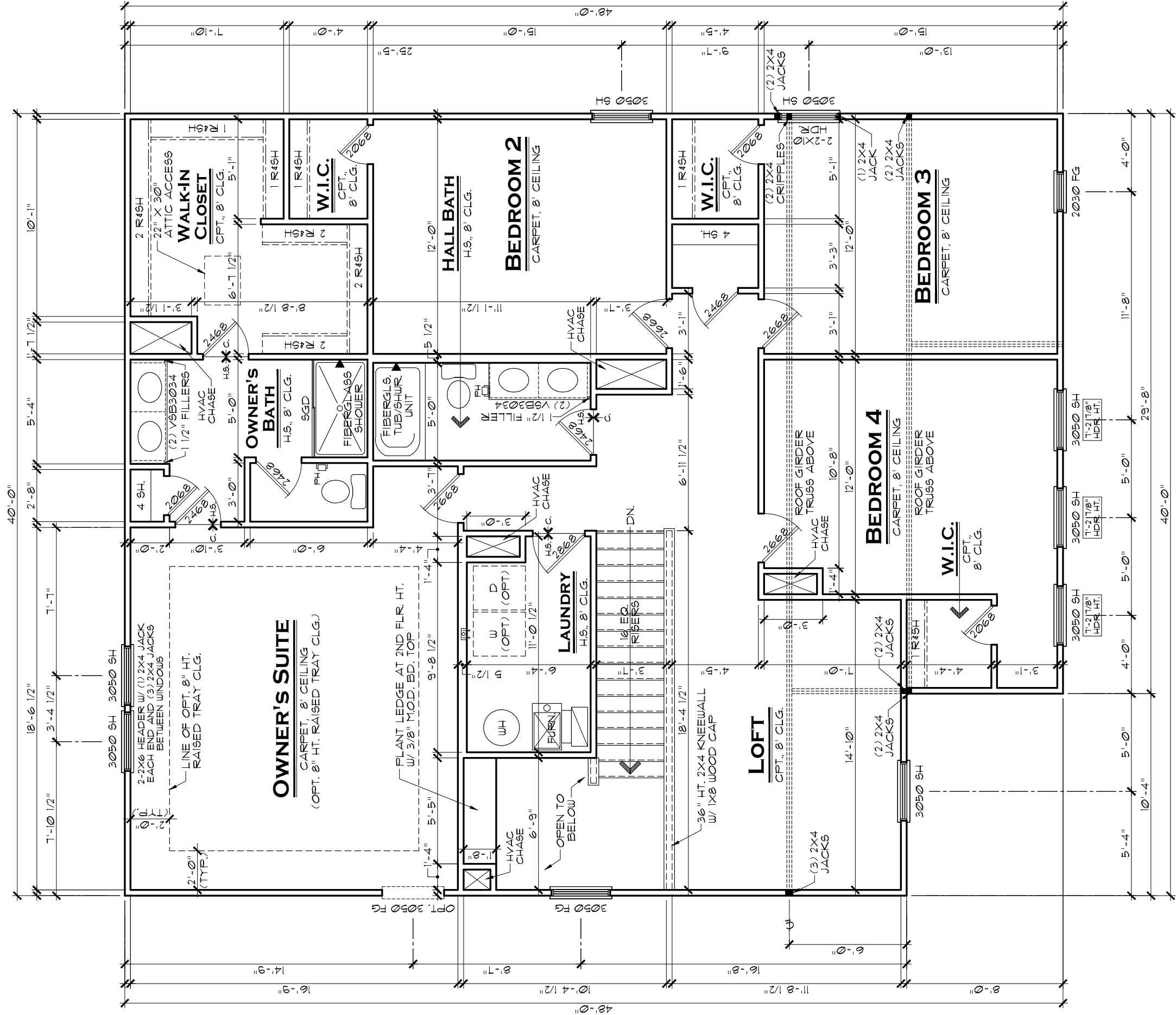
1. ALL WINDOW HEADERS HEIGHTS TO BE 6'-10 7/8" UNLESS NOTED OTHERWISE.
2. 2ND FLOOR WALL HT. TO BE 8'-11/8" EXCEPT WHERE NOTED OTHERWISE.
3. ALL INTERIOR ROUGH OPENINGS TO BE 6'-10 7/8" HT. UNLESS NOTED OTHERWISE.

NOTE:

WINDOW HEADERS:
2-2X6 W/ (1) 2X4 JACK
EACH END TYP, UNLESS
NOTED OTHERWISE

DOUBLE AND TRIPLE
NON-MULLED WINDOWS TO
HAVE 2-2X6 HEADER W/
(2) 2X4 JACK EACH END
AND (3) 2X4 JACKS
BETWEEN INTERMEDIATE
WINDOWS

INDIANAPOLIS DIVISION		 EVERYTHING'S INCLUDED®	
REV.NO.	DATE	REMARKS	
1	7/14/23	FULL RELEASE	
2	10/10/23	STRUCTURAL UPDATES	
3			
4			
5			
<p>THESE PLANS AND THE DESIGNS CONTAINED HEREIN ARE THE SOLE PROPERTY OF LENNAR CORPORATION. © 2018 LENNAR CORPORATION, ALL RIGHTS RESERVED</p> <p>LENNAR CORPORATION EXPRESSLY RESERVES ITS COPYRIGHT AND OTHER PROPERTY RIGHTS IN THESE DESIGNS AND DRAWINGS. UNAUTHORIZED DUPLICATION OR DISTRIBUTION OF THESE PLANS IS PROHIBITED.</p>			
<div style="text-align: center;"> <h1>LENNAR®</h1> </div>		SET NO.	
			3171AO
		DRAWING TITLE	PADDINGTON A
		DRAWN BY	SAM
		CHECKED BY	
		VENTURE	
OPTION DESCRIPTION			
SHEET NO.			
A3.2A			



SECOND FLOOR PLAN B

SCALE: 3/16" = 1'-0"

GENERAL NOTES:

- ALL WINDOW HEADERS HEIGHTS TO BE 2-2X6 W/ (1) 2X4 JACK EACH END TYP. UNLESS NOTED OTHERWISE.
- 2ND FLOOR WALL HT. TO BE 8'-1 1/8". EXCEPT WHERE NOTED OTHERWISE.
- ALL INTERIOR ROUGH OPENINGS TO BE 6'-10 1/8" HT. UNLESS NOTED OTHERWISE.

NOTE:

WINDOW HEADERS:
2-2X6 W/ (1) 2X4 JACK EACH END TYP. UNLESS NOTED OTHERWISE

DOUBLE AND TRIPLE NON-MULLED WINDOWS TO HAVE 2-2X6 HEADER W/ (2) 2X4 JACK EACH END AND (3) 2X4 JACKS BETWEEN INTERMEDIATE WINDOWS

INDIANAPOLIS DIVISION

MODEL

PADDINGTON B

DRAWING TITLE

2ND FLOOR PLAN

OPTION DESCRIPTION

SHEET NO.

A3.2B

LENNAR®

SET NO.

3171B0

DRAWN BY

SAM

COLLECTION

VENTURE

REMARKS

DATE

REV.NO.

1

2

3

4

5

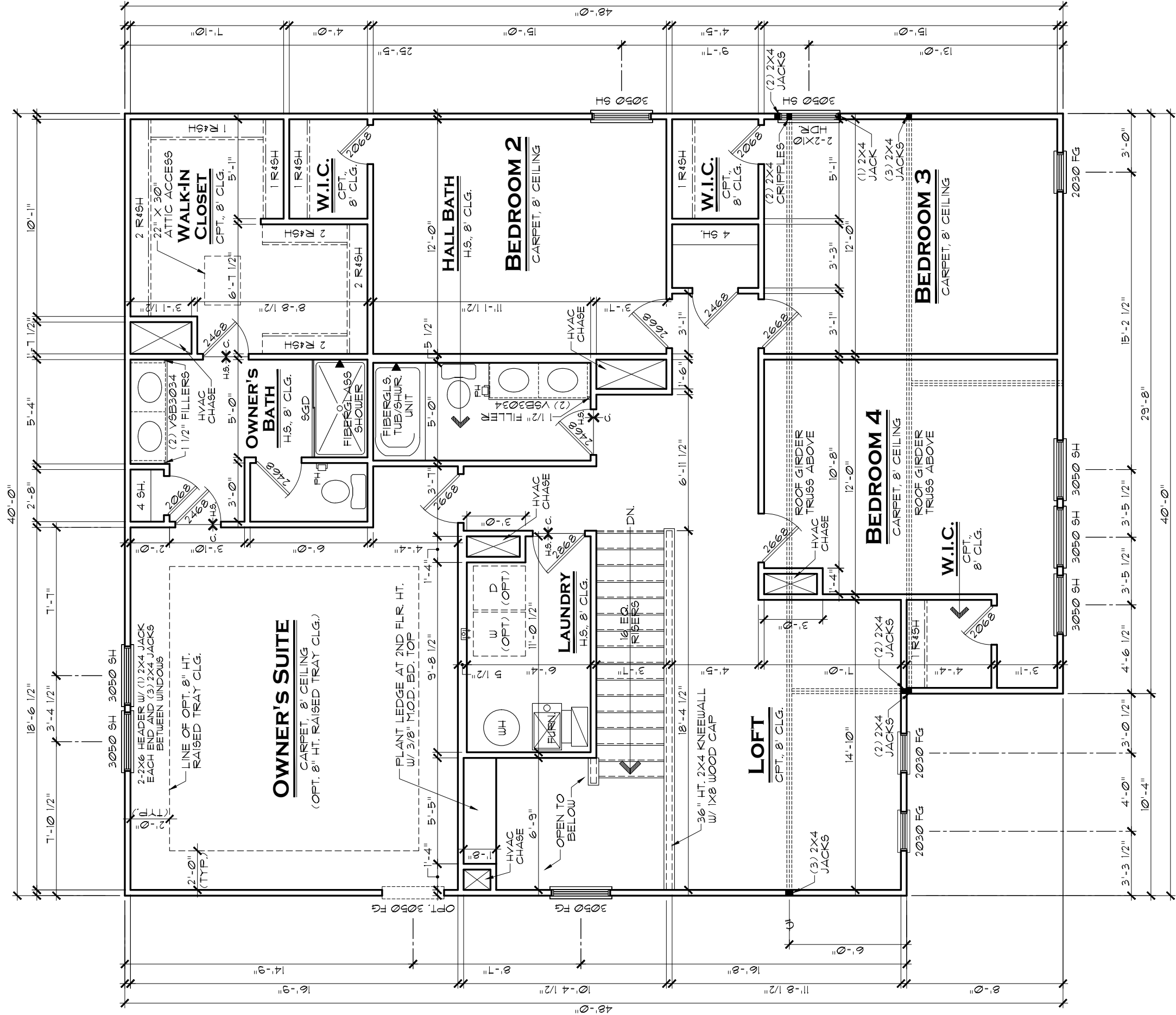
FULL RELEASE

10/10/23

STRUCTURAL UPDATES

THESE PLANS AND THE DESIGNS CONTAINED HEREIN ARE THE SOLE PROPERTY OF LENNAR CORPORATION. © 2018 LENNAR CORPORATION. ALL RIGHTS RESERVED.

LENNAR CORPORATION EXPRESSLY RESERVES ITS COPYRIGHT AND OTHER PROPERTY RIGHTS IN THESE DESIGNS AND DRAWINGS. UNAUTHORIZED DUPLICATION OR DISTRIBUTION OF THESE PLANS IS PROHIBITED.



SECOND FLOOR PLAN C

SCALE: 3/16" = 1'-0"

GENERAL NOTES:

- ALL WINDOW HEADERS HEIGHTS TO BE 2-2X6 W/ (1) 2X4 JACK EACH END TYP. UNLESS NOTED OTHERWISE.
- 2ND FLOOR WALL HT. TO BE 8'-1 1/8" EXCEPT WHERE NOTED OTHERWISE.
- ALL INTERIOR ROUGH OPENINGS TO BE 6'-10 1/8" HT. UNLESS NOTED OTHERWISE.

NOTE:

WINDOW HEADERS:
2-2X6 W/ (1) 2X4 JACK EACH END TYP. UNLESS NOTED OTHERWISE

DOUBLE AND TRIPLE NON-MULLED WINDOWS TO HAVE 2-2X6 HEADER W/ (2) 2X4 JACK EACH END AND (3) 2X4 JACKS BETWEEN INTERMEDIATE WINDOWS

INDIANAPOLIS DIVISION

MODEL

PADDINGTON C

DRAWING TITLE

2ND FLOOR PLAN

OPTION DESCRIPTION

SET NO.

3171C0

DRAWN BY

SAM

COLLECTION

VENTURE

REMARKS

DATE

REV.NO.

1

2

3

4

5

FULL RELEASE

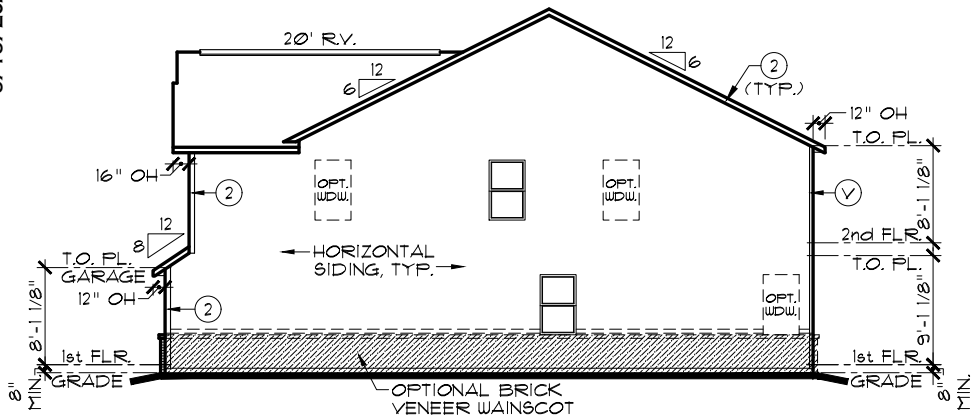
10/10/23

STRUCTURAL UPDATES

EVERYTHING'S INCLUDED®

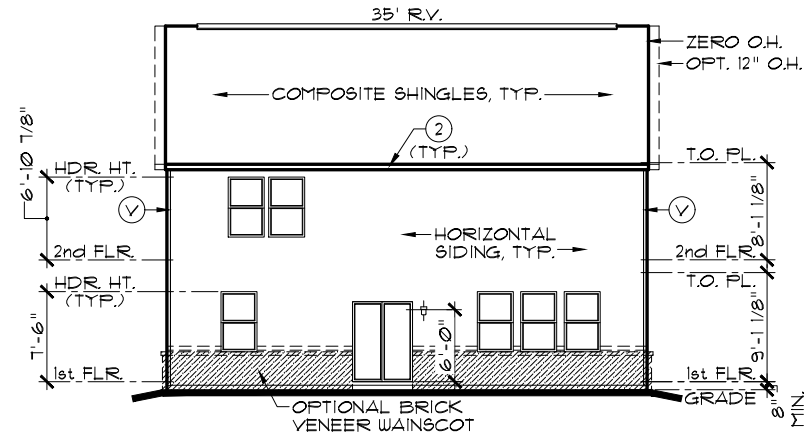
LENNAR®

A3.2C



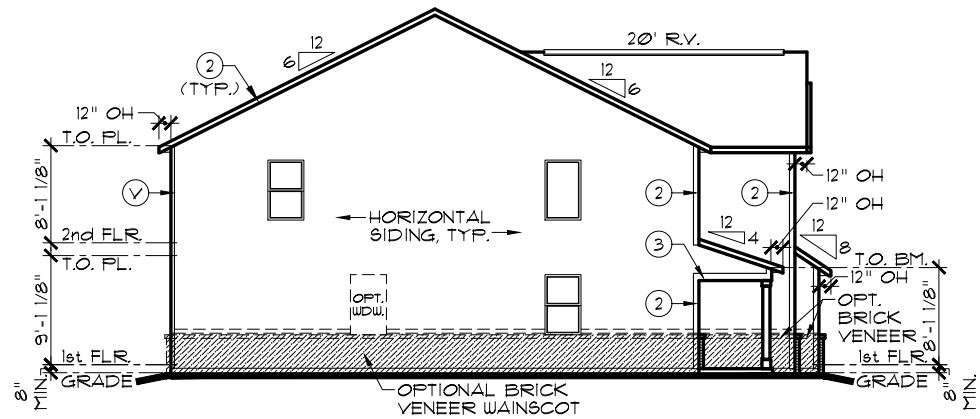
RIGHT ELEVATION

SCALE: 1/16" = 1'-0"



REAR ELEVATION

SCALE: 1/16" = 1'-0"



LEFT ELEVATION

SCALE: 1/16" = 1'-0"

EXTERIOR TRIM KEY

(V) VINYL CORNER (3) 1×8
 (1) 1×4 (4) 1×10
 (2) 1×6 (5) 1×12

NOTE: EXTERIOR TRIM NOTATIONS
INDICATE TRIM PIECE SIZE ONLY.
ACTUAL TRIM MATERIAL / FINISH
PER DIVISION SPECIFICATIONS.

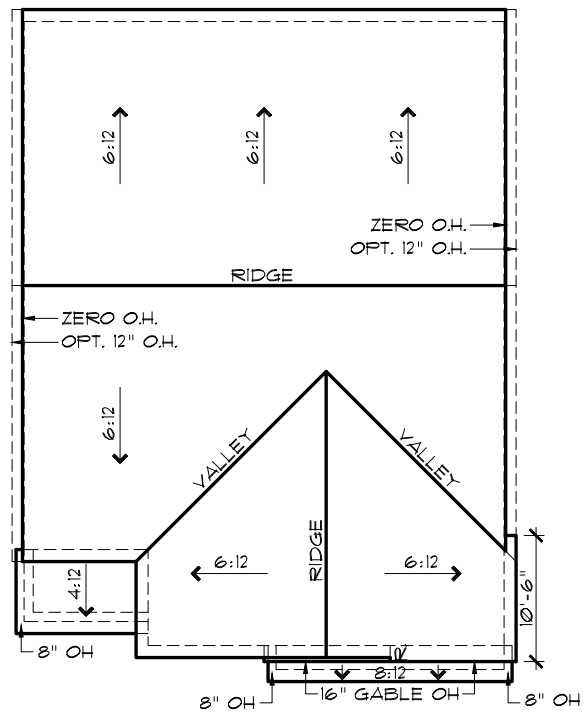
NOTE:

SIDES AND REAR WINDOW GRIDS, WHEN REQUIRED BY COMMUNITY, SHALL MATCH THOSE OF FRONT ELEVATION

NOTE:

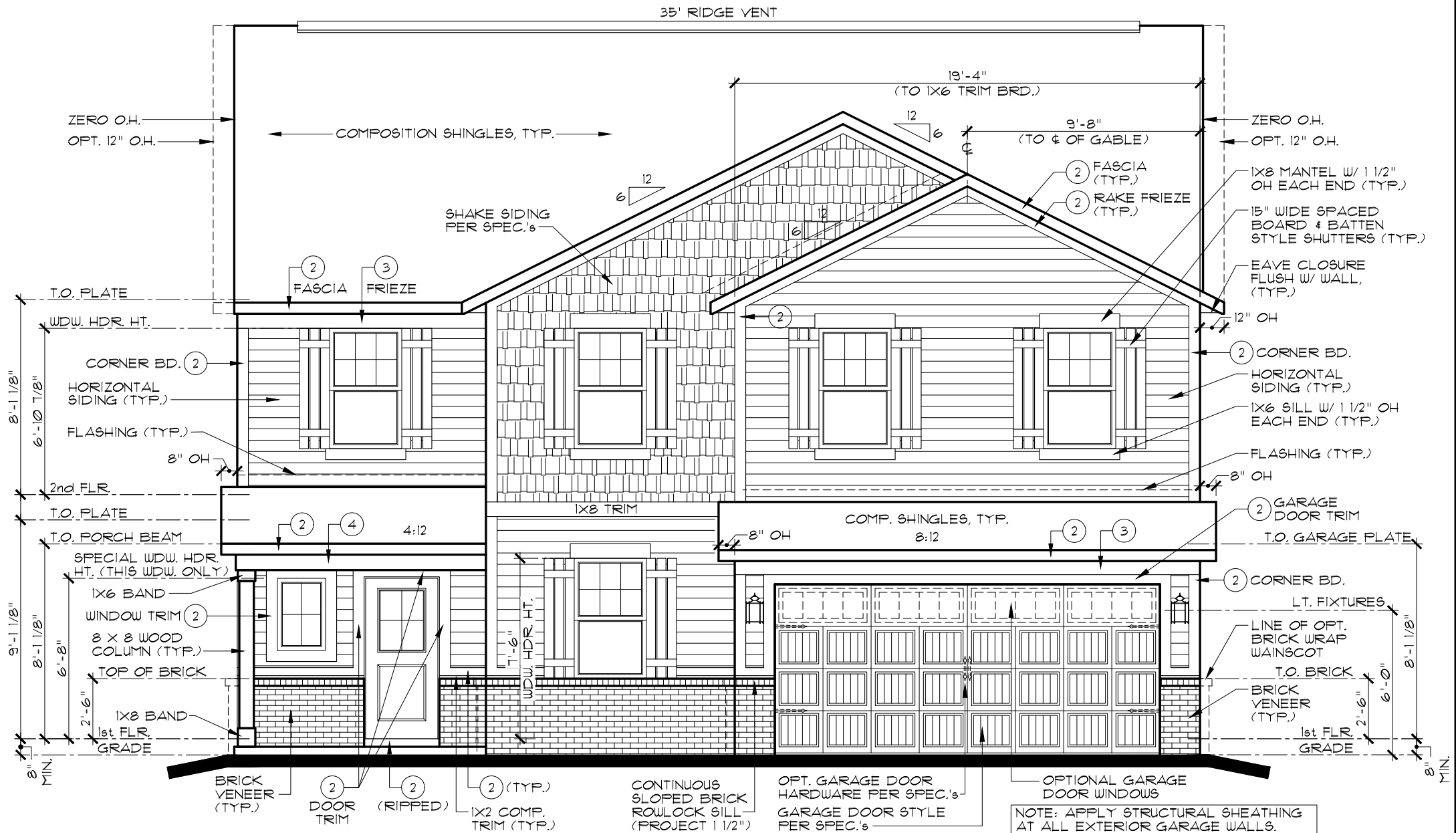
ALL ELEVATIONS DRAWN AS SLAB ON GRADE
FOUNDATION. BASEMENT FOUNDATION SIMILAR.

NOTE: ALL OVERHANGS TO
BE 12" EXCEPT AS NOTED.



ROOF PLAN A

SCALE: 1/16" = 1'-0"



FRONT ELEVATION A

SCALE: 3/16" = 1'-0"

EVERYTHING'S INCLUDED*

INDIANAPOLIS DIVISION

REV.NO.	DATE	REMARKS
1	6/16/23	FULL RELEASE
2		
3		
4		
5		

THESE PLANS AND THE DESIGNS
CONTAINED HEREIN ARE THE SOLE
PROPERTY OF LENNAR CORPORATION
© 2018 LENNAR CORPORATION,
ALL RIGHTS RESERVED

LENNAR CORPORATION EXPRESSLY
RESERVES ITS COPYRIGHT AND OTHER
PROPERTY RIGHTS IN THESE DESIGNS
AND DRAWINGS. UNAUTHORIZED
DUPLICATION OR DISTRIBUTION OF
THESE PLANS IS PROHIBITED.

--	--	--	--	--	--	--

SET NO.
3172A0

DRAWN BY
SAM/DAR

COLLECTION
VENTURE

	Z	
--	---	--

EAL

7c

FF

OF

K	A	O	I
----------	----------	----------	----------

L	I	R	
----------	----------	----------	--

4TH Q.

RTNS

E	O	O	
----------	----------	----------	--

WENTZ

INTRODUCTION

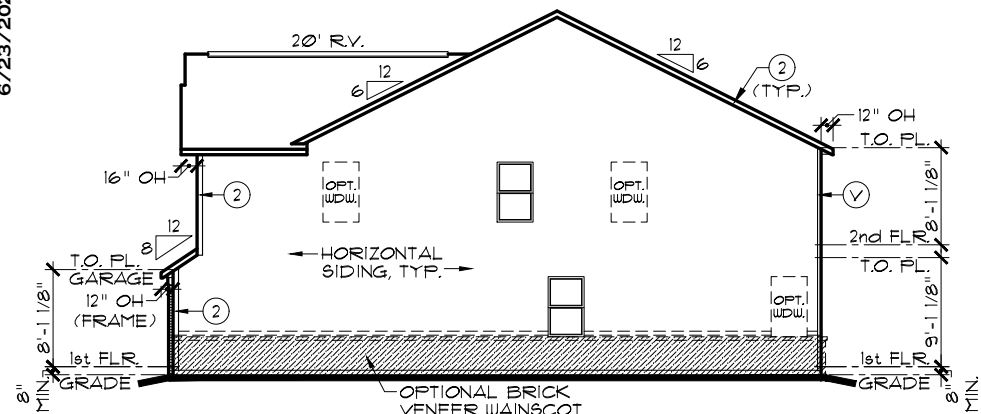
EN	TITLE	EN	DESCR
----	-------	----	-------

DEL
W
AWING
EL
TION [

MOD	I	DRA	E	OPT
-----	----------	-----	----------	-----

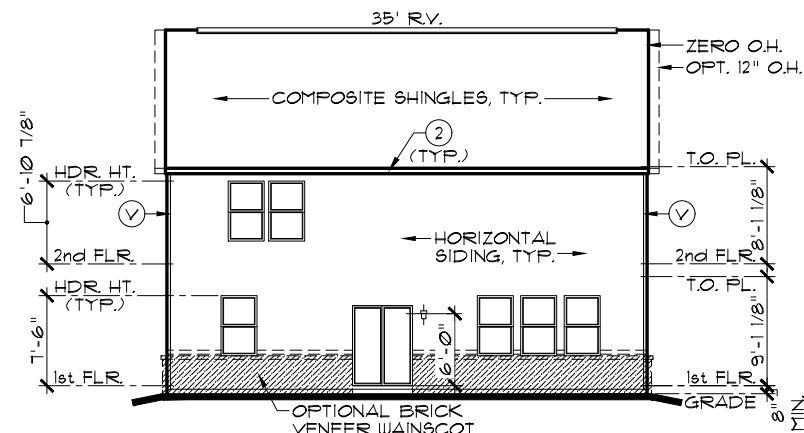
SHEET NO. _____

Δ 1 1 Δ



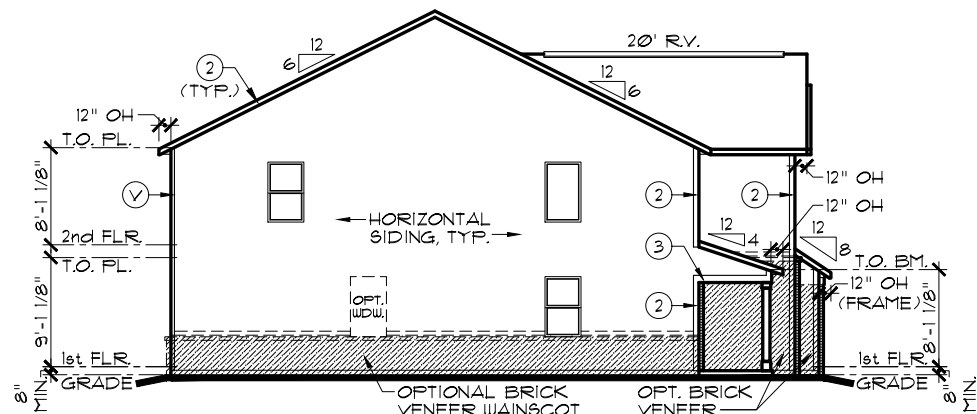
RIGHT ELEVATION

SCALE: 1/16" = 1'-0"



REAR ELEVATION

SCALE: 1/16" = 1'-0"



LEFT ELEVATION

SCALE: 1/16" = 1'-0"

EXTERIOR TRIM KEY

- (V) VINYL CORNER (3) 1 x 8
 (1) 1 x 4 (4) 1 x 10
 (2) 1 x 6 (5) 1 x 12

NOTE: EXTERIOR TRIM NOTATIONS
INDICATE TRIM PIECE SIZE ONLY.
ACTUAL TRIM MATERIAL / FINISH
PER DIVISION SPECIFICATIONS.

NOTE:

SIDES AND REAR WINDOW GRIDS, WHEN REQUIRED BY COMMUNITY, SHALL MATCH THOSE OF FRONT ELEVATION

NOTE:

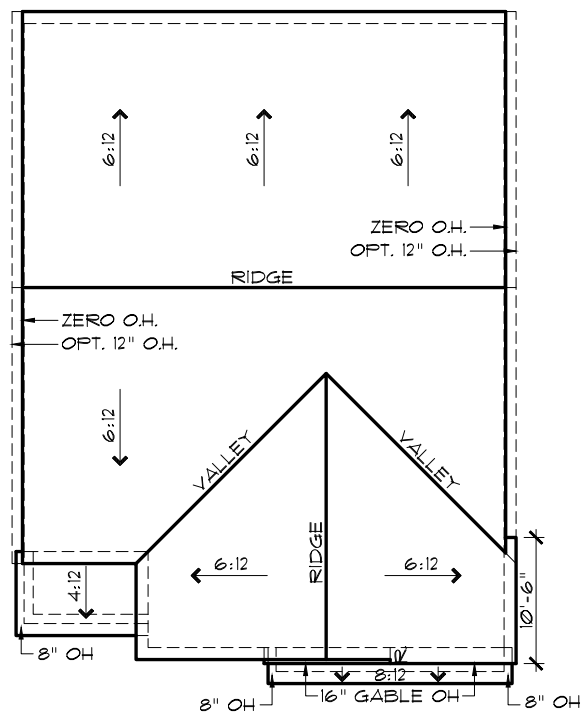
ALL ELEVATIONS DRAWN AS SLAB ON GRADE
FOUNDATION. BASEMENT FOUNDATION SIMILAR.

FRONT-FACING BRICK AREA CALCULATIONS

TOTAL FRONT-FACING EXTERIOR WALL AREA:	418.9 SF
AREA OF FRONT-FACING WALL COVERED BY BRICK:	148.65F
PERCENTAGE OF FRONT-FACING WALL COVERED BY BRICK:	35.5%

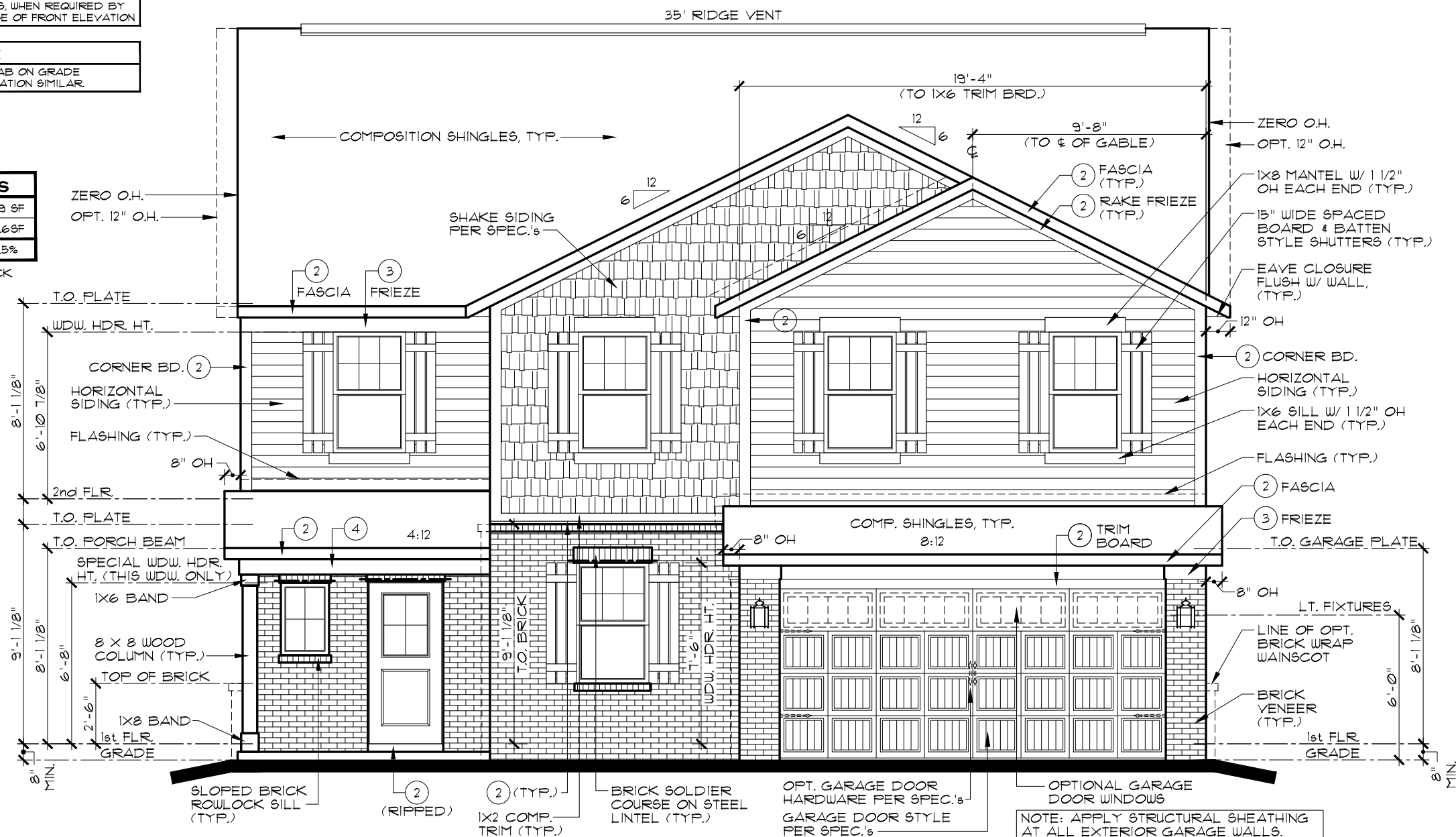
OPT. GARAGE DOOR ILO WINDOWS SUBTRACTS 31.4 S.F. FROM BRICK
AND TOTAL

NOTE: ALL OVERHANGS TO BE 12" EXCEPT AS NOTED.



ROOF PLAN A

SCALE: $1/16" = 1'-0"$



FRONT ELEVATION A

ADDITIONAL BRICK OPT.

SCALE: 3/16" = 1'-0"

EVERYTHING'S INCLUDED*

INDIANAPOLIS DIVISION

REMARKS

FULL RELEASE

TE

REV.NO.

THESE PLANS AND THE DESIGNS
CONTAINED HEREIN ARE THE SOLE
PROPERTY OF LENNAR CORPORATION
© 2018 LENNAR CORPORATION,
ALL RIGHTS RESERVED

LENNAR CORPORATION EXPRESSLY
RESERVES ITS COPYRIGHT AND OTHER
PROPERTY RIGHTS IN THESE DESIGNS
AND DRAWINGS. UNAUTHORIZED
DUPLICATION OR DISTRIBUTION OF
THESE PLANS IS PROHIBITED.

LENNAR®

ET NO.

ODEL
WENTWORTH A

DRAWN BY
SAM/DAR

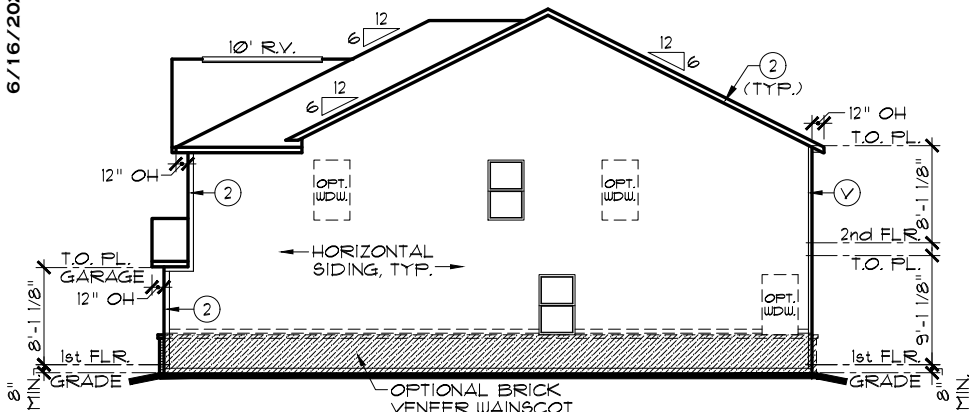
RAWING TITLE

ELEVATIONS, ROOF PLAN

ADDITIONAL BRICK OPTION

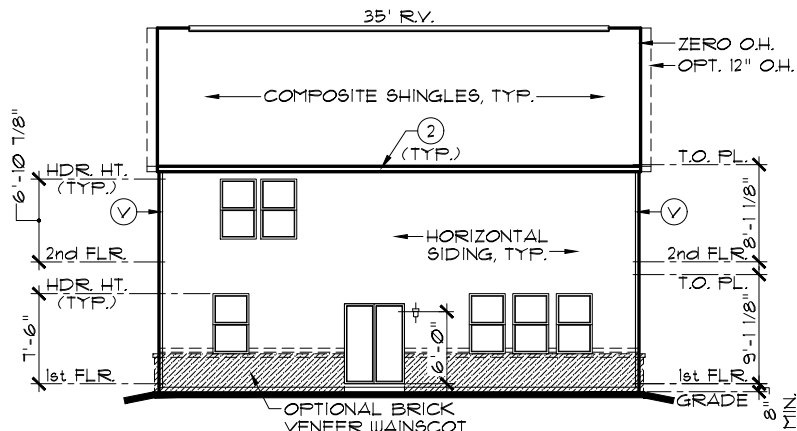
SHEET NO.

A1.1A



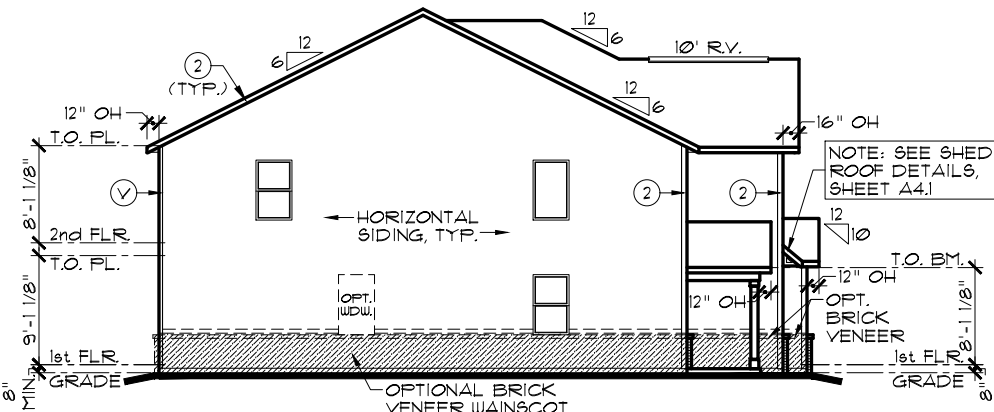
RIGHT ELEVATION

SCALE: 1/16" = 1'-0"



REAR ELEVATION

SCALE: 1/16" = 1'-0"



LEFT ELEVATION

SCALE: 1/16" = 1'-0"

EXTERIOR TRIM KEY

- (V) VINYL CORNER
- (1) 1 x 4
- (2) 1 x 6
- (3) 1 x 8
- (4) 1 x 10
- (5) 1 x 12

NOTE: EXTERIOR TRIM NOTATIONS INDICATE TRIM PIECE SIZE ONLY. ACTUAL TRIM MATERIAL / FINISH PER DIVISION SPECIFICATIONS.

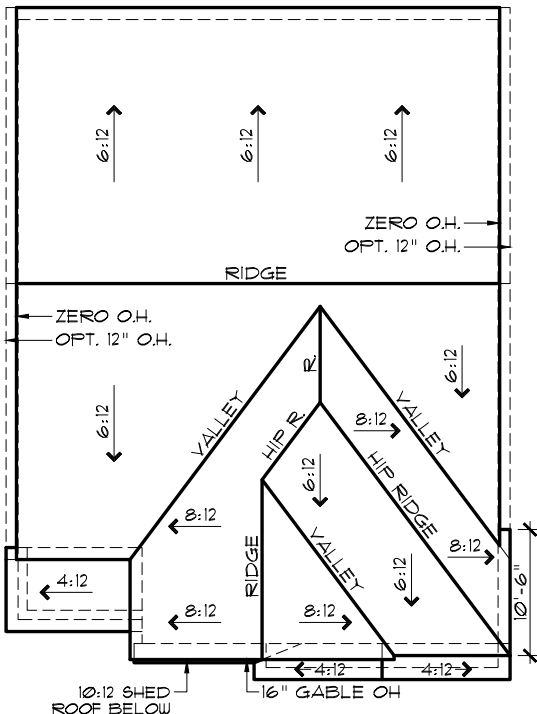
NOTE:

SIDES AND REAR WINDOW GRIDS, WHEN REQUIRED BY COMMUNITY, SHALL MATCH THOSE OF FRONT ELEVATION

NOTE:

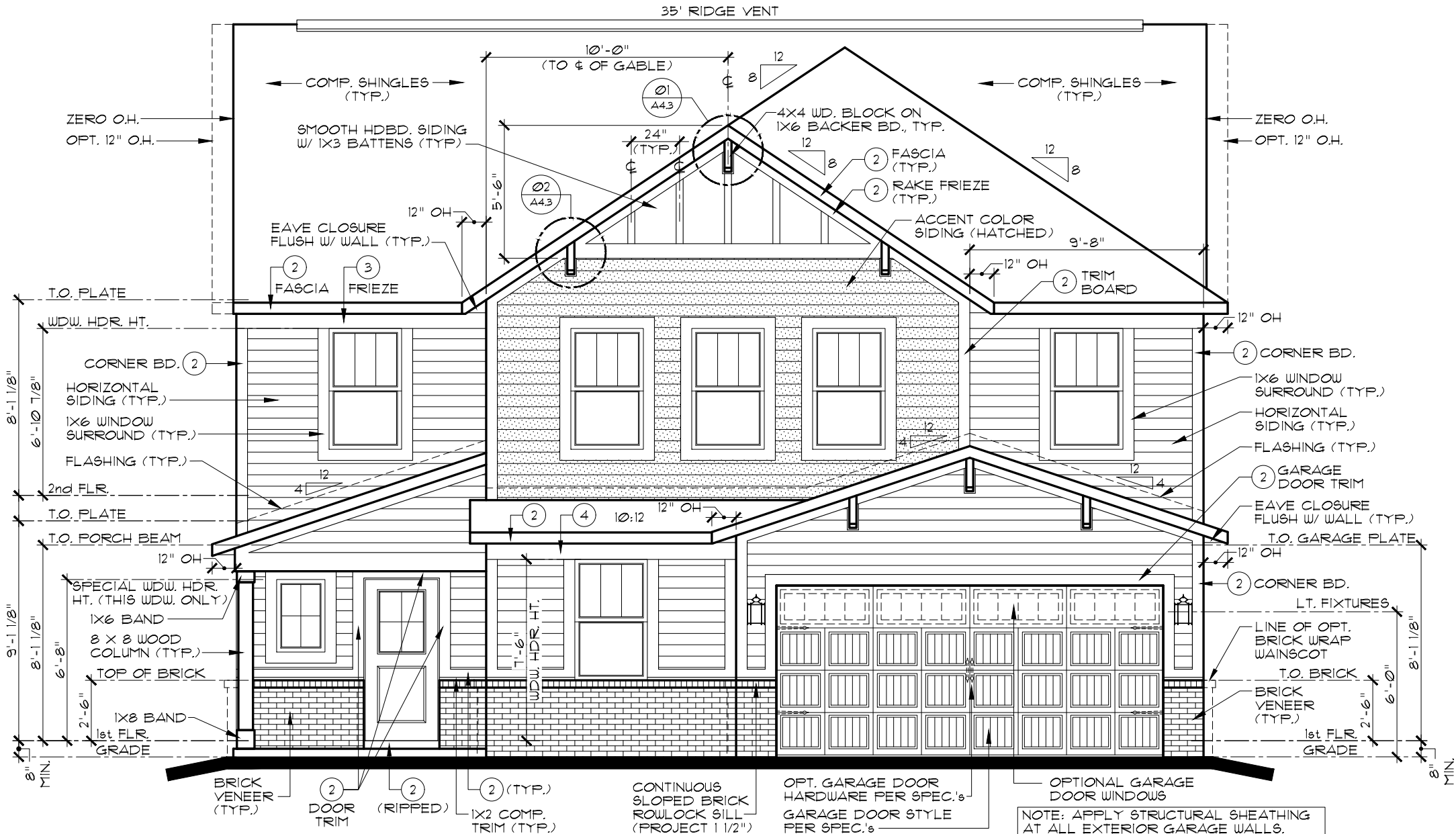
ALL ELEVATIONS DRAWN AS SLAB ON GRADE FOUNDATION. BASEMENT FOUNDATION SIMILAR.

NOTE: ALL OVERHANGS TO BE 12" EXCEPT AS NOTED.



ROOF PLAN B

SCALE: 1/16" = 1'-0"



FRONT ELEVATION B

SCALE: 3/16" = 1'-0"

INDIANAPOLIS DIVISION



EVERYTHING'S INCLUDED®

REV. NO.	DATE	REMARKS
1	6/16/23	FULL RELEASE
2		
3		
4		
5		

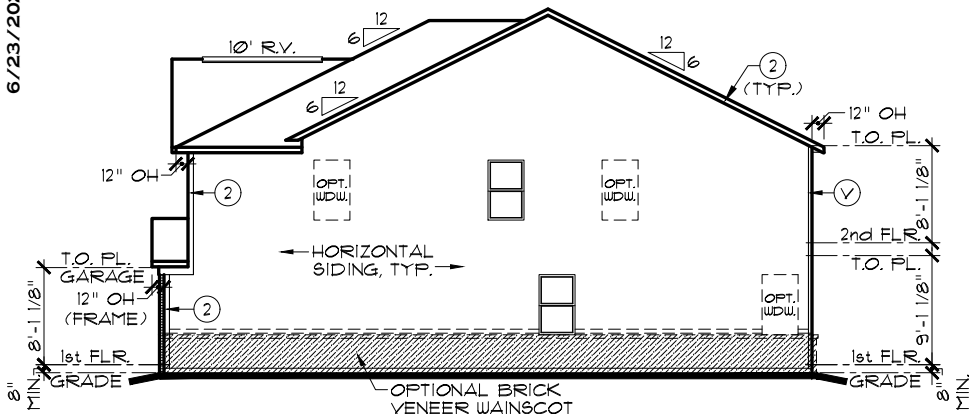
THESE PLANS AND THE DESIGNS CONTAINED HEREIN ARE THE SOLE PROPERTY OF LENNAR CORPORATION. © 2018 LENNAR CORPORATION. ALL RIGHTS RESERVED.

LENNAR CORPORATION EXPRESSLY RESERVES ITS COPYRIGHT AND OTHER PROPERTY RIGHTS IN THESE DESIGNS AND DRAWINGS. UNAUTHORIZED DUPLICATION OR DISTRIBUTION OF THESE PLANS IS PROHIBITED.

MODEL	SET NO.	DRAWN BY	COLLECTION	VENTURE
WENTWORTH B	3172B0	SAM/DAR		
ELEVATIONS, ROOF PLAN				
OPTION DESCRIPTION				

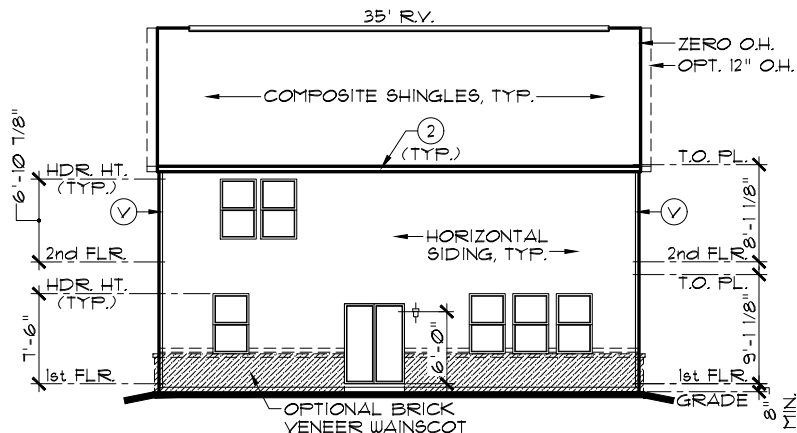
SHEET NO.

A1.1B



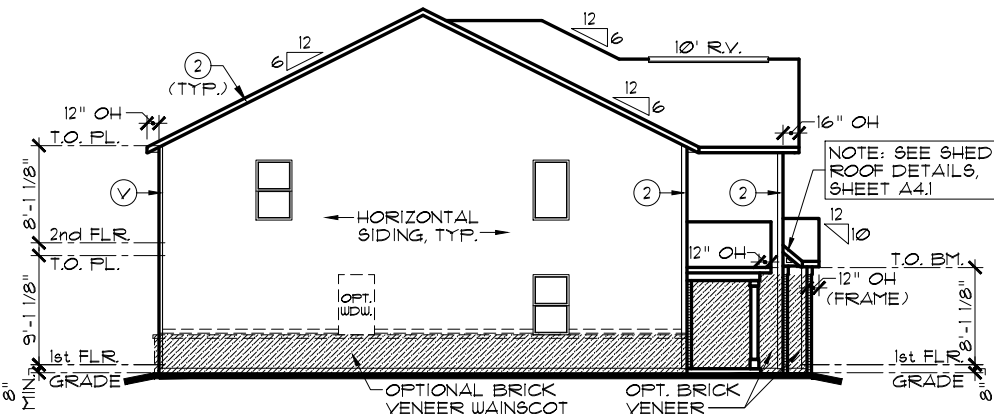
RIGHT ELEVATION

SCALE: 1/16" = 1'-0"



REAR ELEVATION

SCALE: 1/16" = 1'-0"



LEFT ELEVATION

SCALE: 1/16" = 1'-0"

EXTERIOR TRIM KEY

- V VINYL CORNER
- 1 1 x 4
- 2 1 x 6
- 3 1 x 8
- 4 1 x 10
- 5 1 x 12

NOTE: EXTERIOR TRIM NOTATIONS INDICATE TRIM PIECE SIZE ONLY. ACTUAL TRIM MATERIAL / FINISH PER DIVISION SPECIFICATIONS.

NOTE: SIDES AND REAR WINDOW GRIDS, WHEN REQUIRED BY COMMUNITY, SHALL MATCH THOSE OF FRONT ELEVATION

NOTE: ALL ELEVATIONS DRAWN AS SLAB ON GRADE FOUNDATION. BASEMENT FOUNDATION SIMILAR.

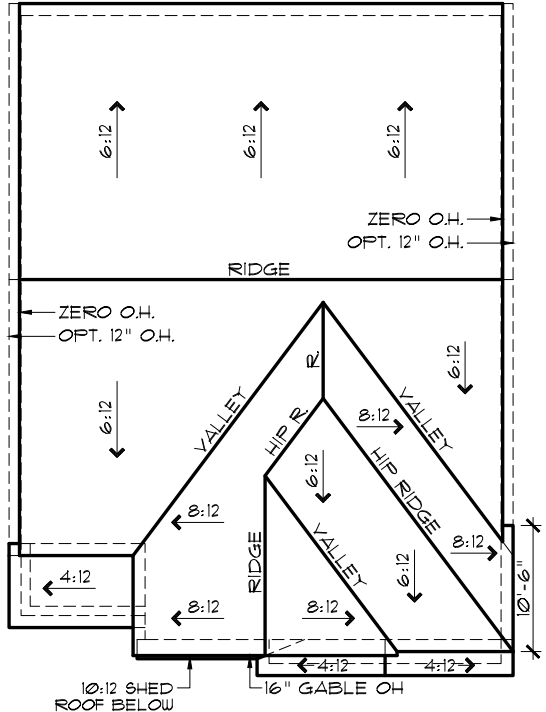
NOTE: STEEL LINTELS AND MASONRY CONSTRUCTION ABOVE GARAGE DOORS SHALL COMPLY WITH THE 2020 INDIANA RESIDENTIAL CODE, SECTION R 103.8.3

FRONT-FACING BRICK AREA CALCULATIONS

TOTAL FRONT-FACING EXTERIOR WALL AREA:	435.8 SF
AREA OF FRONT-FACING WALL COVERED BY BRICK:	205.9 SF
PERCENTAGE OF FRONT-FACING WALL COVERED BY BRICK:	50.6%

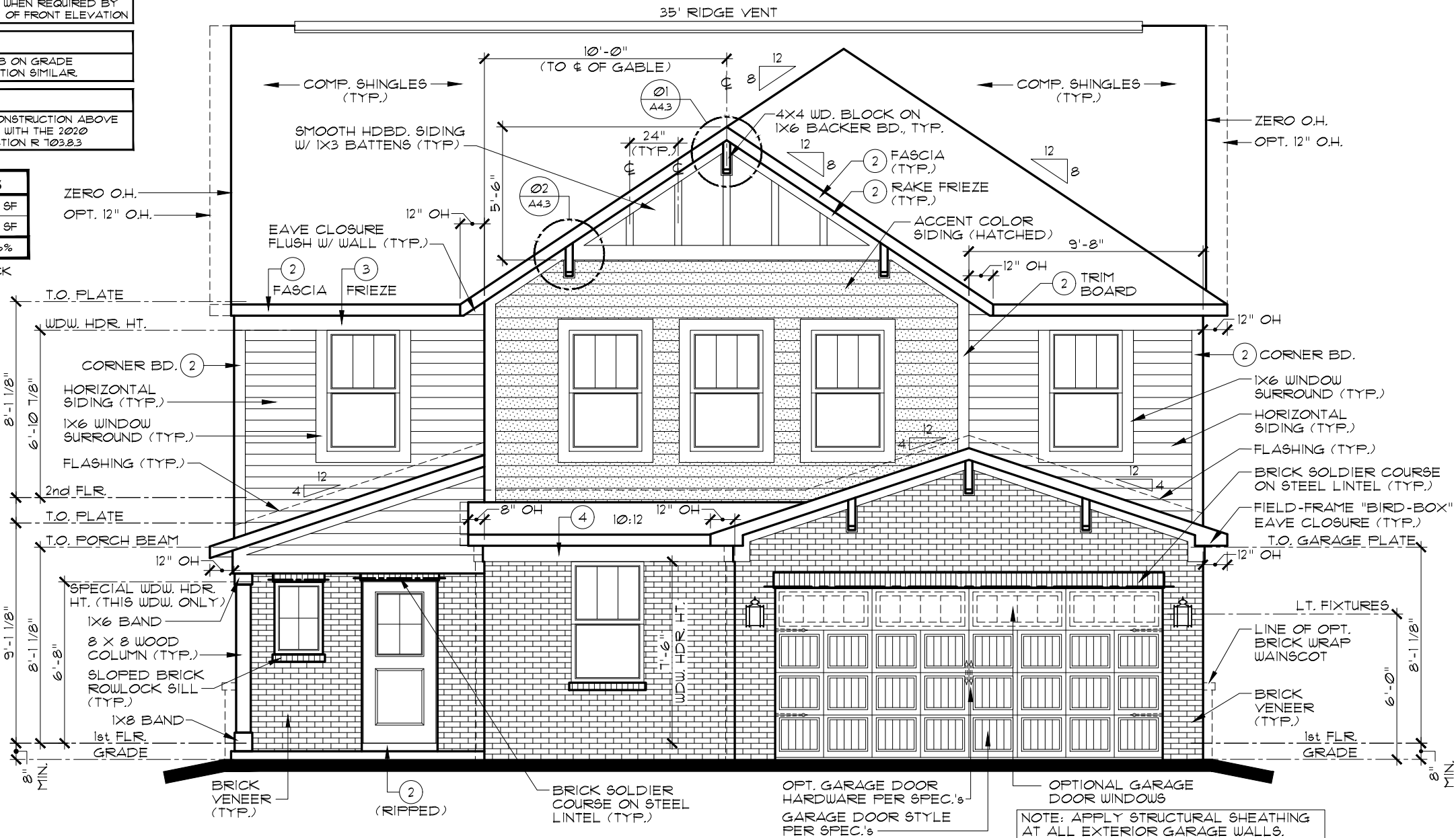
OPT. GARAGE DOOR I/O WINDOWS SUBTRACTS 43.6 S.F. FROM BRICK AND TOTAL

NOTE: ALL OVERHANGS TO BE 12" EXCEPT AS NOTED.



ROOF PLAN B

SCALE: 1/16" = 1'-0"



FRONT ELEVATION B

ADDITIONAL BRICK OPT.

SCALE: 3/16" = 1'-0"

INDIANAPOLIS DIVISION



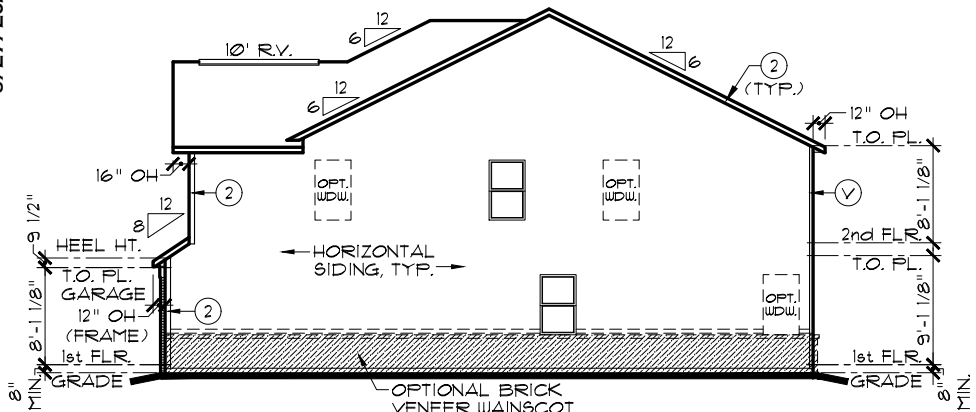
EVERYTHING'S INCLUDED*

REMARKS	DATE	REV. NO.	1	2	3	4	5
	6/16/23						

THESE PLANS AND THE DESIGNS CONTAINED HEREIN ARE THE SOLE PROPERTY OF LENNAR CORPORATION. © 2018 LENNAR CORPORATION, ALL RIGHTS RESERVED. LENNAR CORPORATION EXPRESSLY RESERVES ITS COPYRIGHT AND OTHER PROPERTY RIGHTS IN THESE DESIGNS AND DRAWINGS. UNAUTHORIZED DUPLICATION OR DISTRIBUTION OF THESE PLANS IS PROHIBITED.

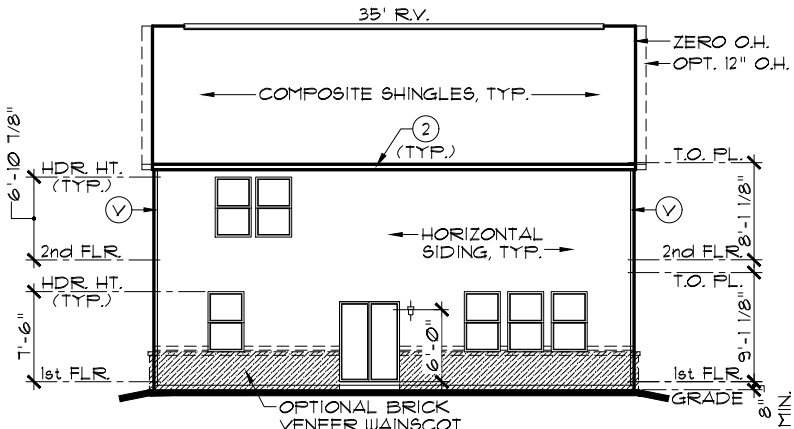
MODEL	SET NO.	DRAWN BY	COLLECTION	VENTURE
WENTWORTH B	3172B0	SAM/DAR		
ELEVATIONS, ROOF PLAN				
OPTION DESCRIPTION				
ADDITIONAL BRICK OPTION				

SHEET NO. A1.1B



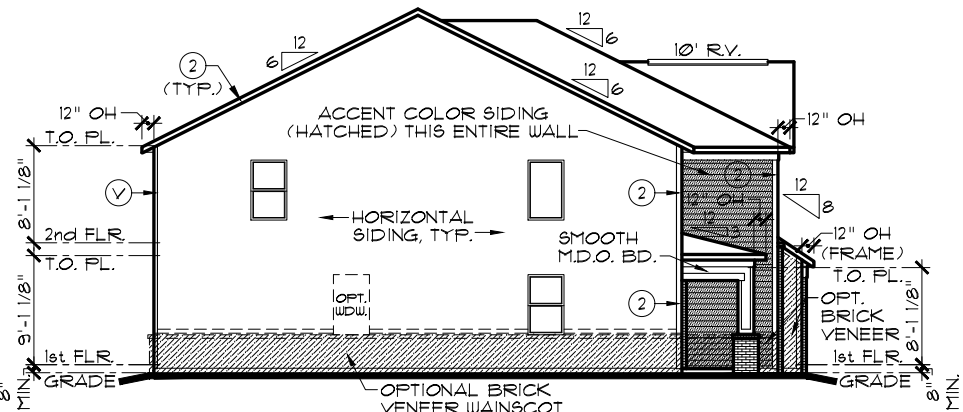
RIGHT ELEVATION

SCALE: 1/16" = 1'-0"



REAR ELEVATION

SCALE: 1/16" = 1'-0"



LEFT ELEVATION

SCALE: 1/16" = 1'-0"

EXTERIOR TRIM KEY

- (V) VINYL CORNER
- (1) 1 x 4
- (2) 1 x 6
- (3) 1 x 8
- (4) 1 x 10
- (5) 1 x 12

NOTE: EXTERIOR TRIM NOTATIONS INDICATE TRIM PIECE SIZE ONLY. ACTUAL TRIM MATERIAL / FINISH PER DIVISION SPECIFICATIONS.

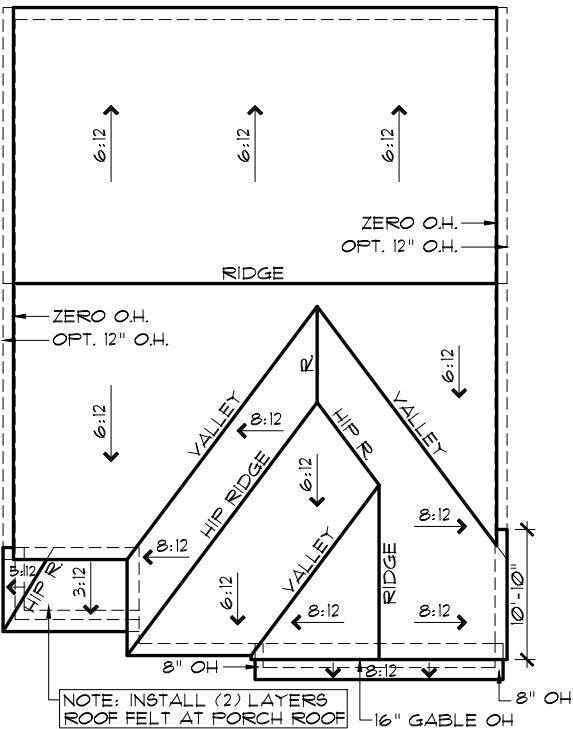
NOTE:

SIDES AND REAR WINDOW GRIDS, WHEN REQUIRED BY COMMUNITY, SHALL MATCH THOSE OF FRONT ELEVATION

NOTE:

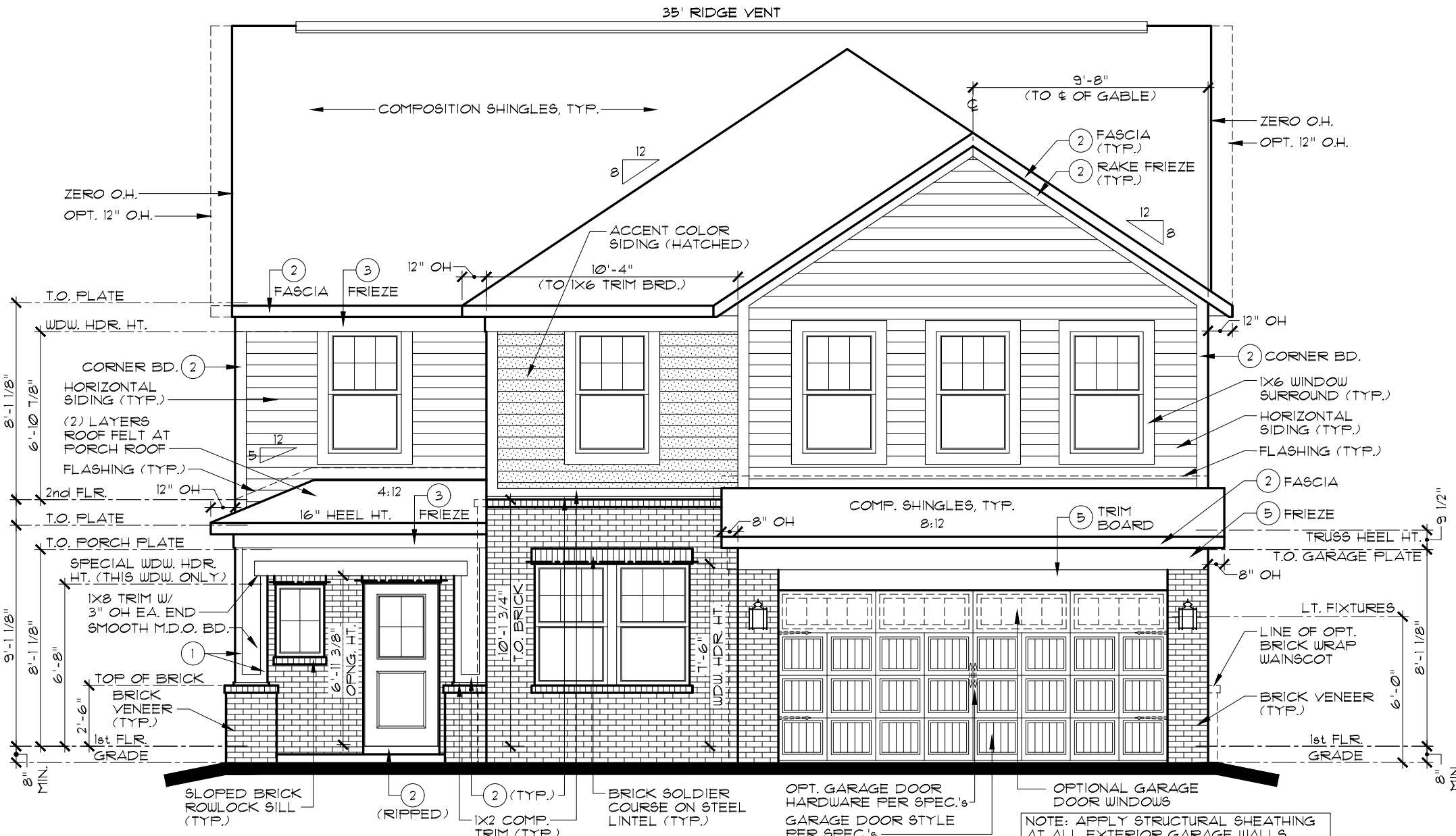
ALL ELEVATIONS DRAWN AS SLAB ON GRADE FOUNDATION. BASEMENT FOUNDATION SIMILAR.

NOTE: ALL OVERHANGS TO BE 12" EXCEPT AS NOTED.



ROOF PLAN C

SCALE: 1/16" = 1'-0"



FRONT ELEVATION C

SCALE: 3/16" = 1'-0"

INDIANAPOLIS DIVISION



EVERYTHING'S INCLUDED®

REMARKS

6/16/23 FULL RELEASE

DATE

REV. NO.

1

2

3

4

5

THESE PLANS AND THE DESIGNS CONTAINED HEREIN ARE THE SOLE PROPERTY OF LENNAR CORPORATION. © 2018 LENNAR CORPORATION, ALL RIGHTS RESERVED.

LENNAR CORPORATION EXPRESSLY RESERVES ITS COPYRIGHT AND OTHER PROPERTY RIGHTS IN THESE DESIGNS AND DRAWINGS. UNAUTHORIZED DUPLICATION OR DISTRIBUTION OF THESE PLANS IS PROHIBITED.

LENNAR®

WENTWORTH C

ELEVATIONS, ROOF PLAN

OPTION DESCRIPTION

SET NO.

3172C0

DRAWN BY

SAM/DAR

COLLECTION

VENTURE

MODEL

WENTWORTH C

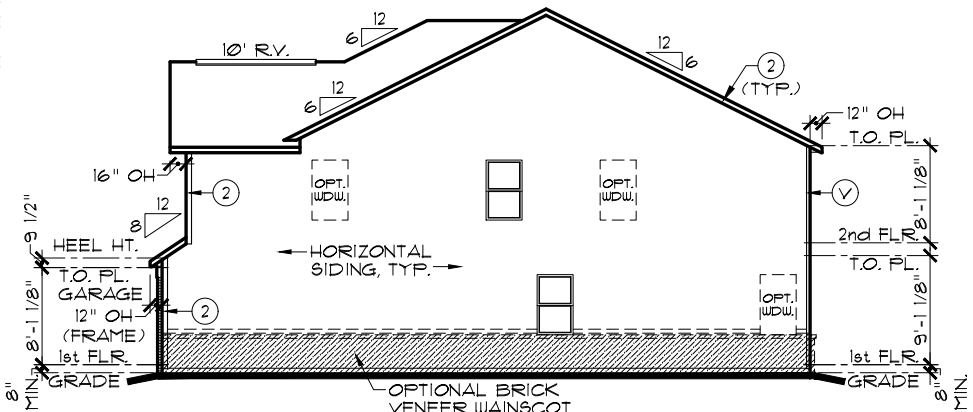
DRAWING TITLE

ELEVATIONS, ROOF PLAN

OPTION DESCRIPTION

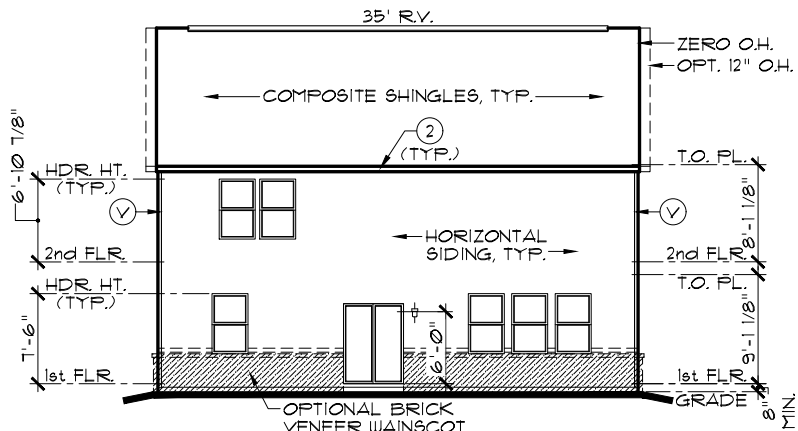
SHEET NO.

A1.1C



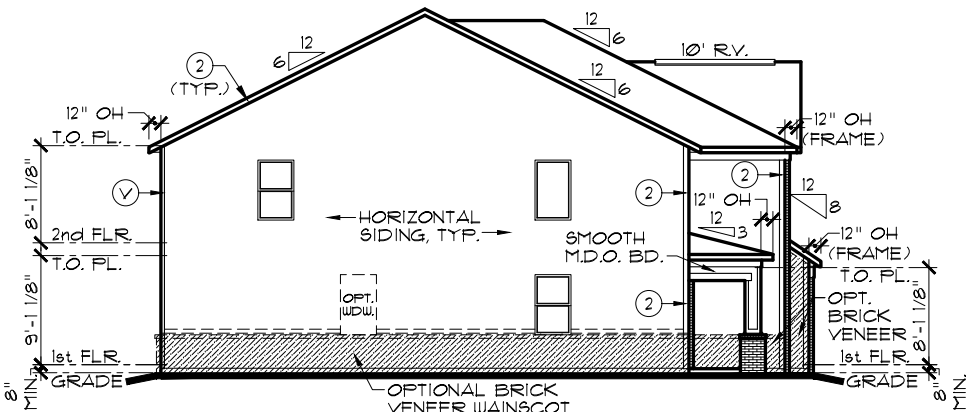
RIGHT ELEVATION

SCALE: 1/16" = 1'-0"



REAR ELEVATION

SCALE: 1/16" = 1'-0"



LEFT ELEVATION

SCALE: 1/16" = 1'-0"

EXTERIOR TRIM KEY

1 VINYL CORNER	3 1 x 8
4 1 x 4	5 1 x 10
2 1 x 6	6 1 x 12

NOTE: EXTERIOR TRIM NOTATIONS INDICATE TRIM PIECE SIZE ONLY. ACTUAL TRIM MATERIAL / FINISH PER DIVISION SPECIFICATIONS.

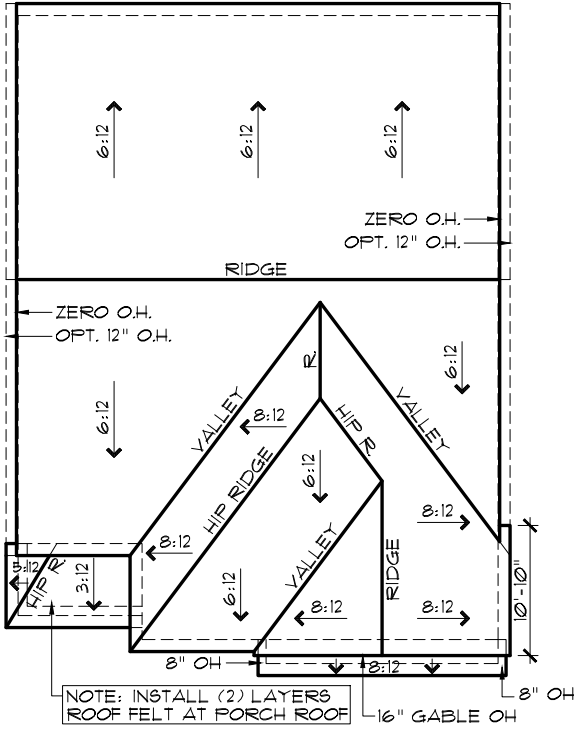
NOTE:
SIDES AND REAR WINDOW GRIDS, WHEN REQUIRED BY COMMUNITY, SHALL MATCH THOSE OF FRONT ELEVATION

NOTE:
ALL ELEVATIONS DRAWN AS SLAB ON GRADE FOUNDATION. BASEMENT FOUNDATION SIMILAR.

FRONT-FACING BRICK AREA CALCULATIONS	
TOTAL FRONT-FACING EXTERIOR WALL AREA:	319.9 SF
AREA OF FRONT-FACING WALL COVERED BY BRICK:	202.2 SF
PERCENTAGE OF FRONT-FACING WALL COVERED BY BRICK:	53.2%

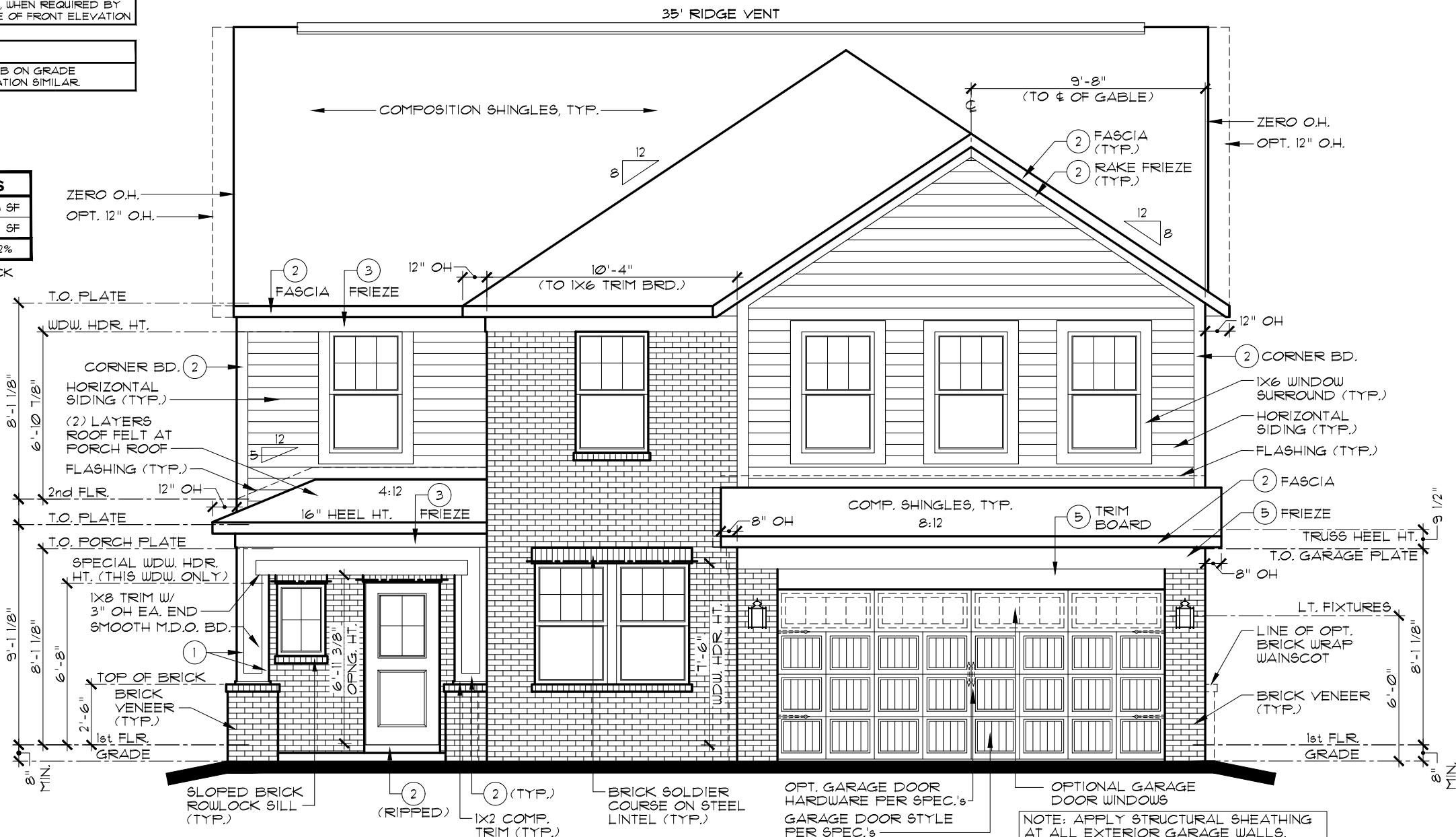
OPT. GARAGE DOOR I/O WINDOWS SUBTRACTS 26.8 SF. FROM BRICK AND TOTAL

NOTE: ALL OVERHANGS TO BE 12" EXCEPT AS NOTED.



ROOF PLAN C

SCALE: 1/16" = 1'-0"



FRONT ELEVATION C

ADDITIONAL BRICK OPT.

SCALE: 3/16" = 1'-0"

INDIANAPOLIS DIVISION

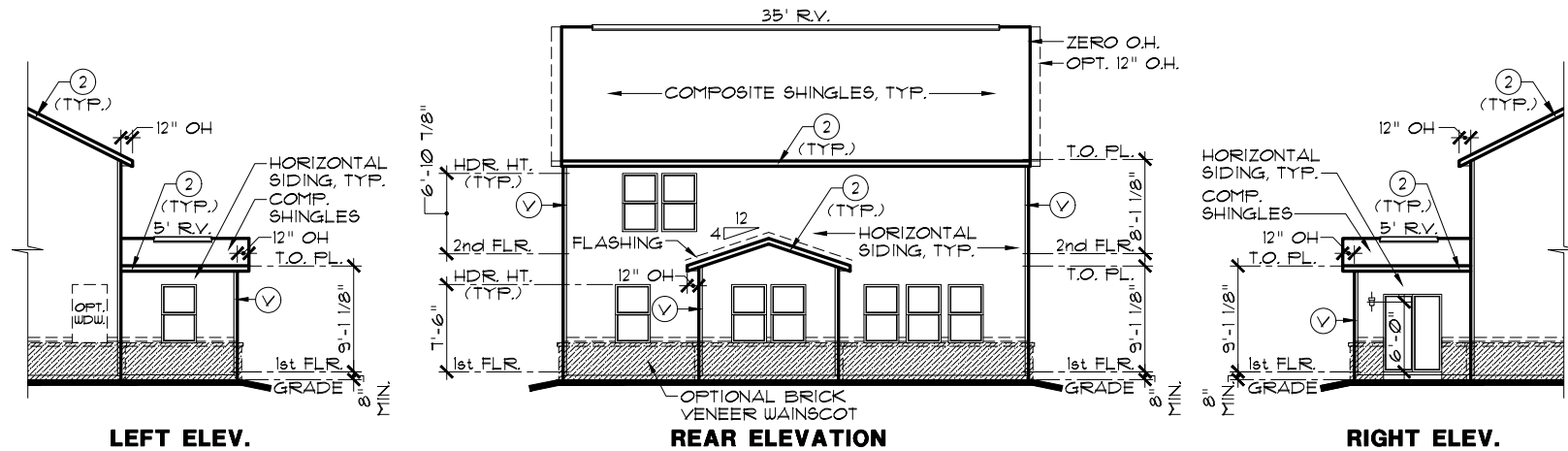
EVERYTHING'S INCLUDED*

REV. NO.	DATE	REMARKS
1	6/16/23	FULL RELEASE
2		
3		
4		
5		

THESE PLANS AND THE DESIGNS CONTAINED HEREIN ARE THE SOLE PROPERTY OF LENNAR CORPORATION. © 2018 LENNAR CORPORATION. ALL RIGHTS RESERVED. LENNAR CORPORATION EXPRESSLY RESERVES ITS COPYRIGHT AND OTHER PROPERTY RIGHTS IN THESE DESIGNS AND DRAWINGS. UNAUTHORIZED DUPLICATION OR DISTRIBUTION OF THESE PLANS IS PROHIBITED.

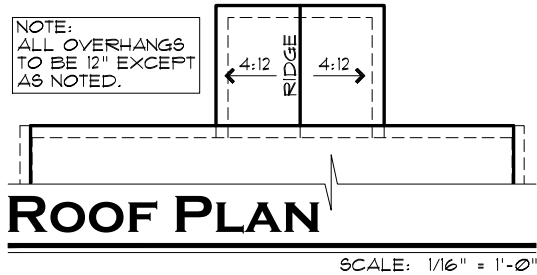
MODEL	SET NO.	DRAWN BY	COLLECTION	VENTURE
WENTWORTH C	3172CO	SAM/DAR		
ELEVATIONS, ROOF PLAN				
OPTION DESCRIPTION				
ADDITIONAL BRICK OPTION				

SHEET NO. **A1.1C**



LEFT ELEV.
PARTIAL ELEVATIONS
OPT. MORNING ROOM

SCALE: 1/16" = 1'-0"



EXTERIOR TRIM KEY

- (V) VINYL CORNER
- (1) 1 x 4
- (2) 1 x 6
- (3) 1 x 8
- (4) 1 x 10
- (5) 1 x 12

NOTE: EXTERIOR TRIM NOTATIONS INDICATE TRIM PIECE SIZE ONLY. ACTUAL TRIM MATERIAL / FINISH PER DIVISION SPECIFICATIONS.

NOTE:

SIDES AND REAR WINDOW GRIDS, WHEN REQUIRED BY COMMUNITY, SHALL MATCH THOSE OF FRONT ELEVATION.

NOTE:

ALL ELEVATIONS DRAWN AS SLAB ON GRADE FOUNDATION. BASEMENT FOUNDATION SIMILAR.

INDIANAPOLIS DIVISION



EVERYTHING'S INCLUDED®

REV. NO.	DATE	REMARKS
1	6/16/23	FULL RELEASE
2		
3		
4		
5		

THESE PLANS AND THE DESIGNS CONTAINED HEREIN ARE THE SOLE PROPERTY OF LENNAR CORPORATION. © 2018 LENNAR CORPORATION. ALL RIGHTS RESERVED. LENNAR CORPORATION EXPRESSLY RESERVES ITS COPYRIGHT AND OTHER PROPERTY RIGHTS IN THESE DESIGNS AND DRAWINGS. UNAUTHORIZED DUPLICATION OR DISTRIBUTION OF THESE PLANS IS PROHIBITED.

LENNAR®

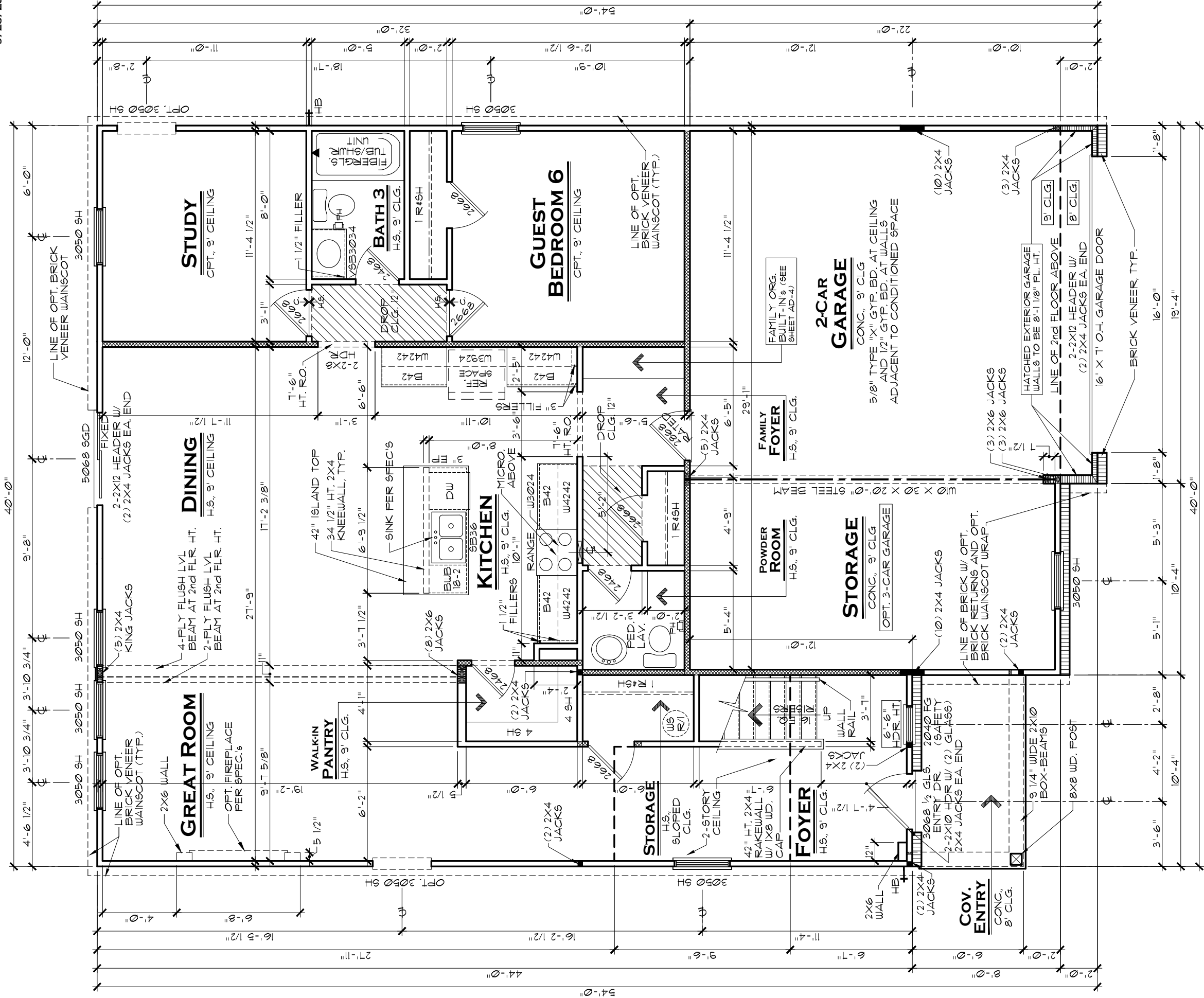
MODEL
WENTWORTH (ALL)

DRAWING TITLE
PARTIAL ELEVATIONS

OPTION DESCRIPTION
OPT. MORNING ROOM

SHEET NO.

A1.3



First Floor Plan A

SCALE: 3/16" = 1'-0"

AREA TABULATION	
1st FLOOR LIVING AREA:	1,407 S.F.
2nd FLOOR LIVING AREA:	1,893 S.F.
TOTAL LIVING AREA:	3,300 S.F.
GARAGE:	628 S.F.
COVERED ENTRY PORCH:	62 S.F.
TOTAL UNDER ROOF:	3,990 S.F.

MORNING RM. OPT. ADDS 120 S.F.

GENERAL NOTES:	
1.	ALL WINDOW HEADERS HEIGHTS TO BE 1'-6" HT. UNLESS NOTED OTHERWISE.
2.	1ST FLOOR WALL HT. TO BE 9'-1 1/8", EXCEPT WHERE NOTED OTHERWISE.
3.	ALL INTERIOR ROUGH OPENINGS TO BE 1'-10 7/8" HT. UNLESS NOTED OTHERWISE.

NOTE:	
HATCHED WALL INDICATES INTERIOR LOAD-BEARING WALL WITH STUDS @ 16" O.C. AND DOUBLE TOP PLATE, TYP.	
ALL LOAD-BEARING HEADERS TO BE 2-2X6 W/ 1/2" PLYWOOD FILLER AND (1) 2X JACK STUD EACH END, EXCEPT AS NOTED	
DOUBLE AND TRIPLE NON-MULLED WINDOWS TO HAVE 2-2X6 HEADER W/ (2) 2X4 JACK EACH END AND (3) 2X4 JACKS BETWEEN INTERMEDIATE WINDOWS	

LENNAR®

MODEL	SET NO.
WENTWORTH A	3172A0
DRAWING TITLE	DRAWN BY
1ST FLOOR PLAN	SAM
OPTION DESCRIPTION	COLLECTION
	VENTURE

A3.1A

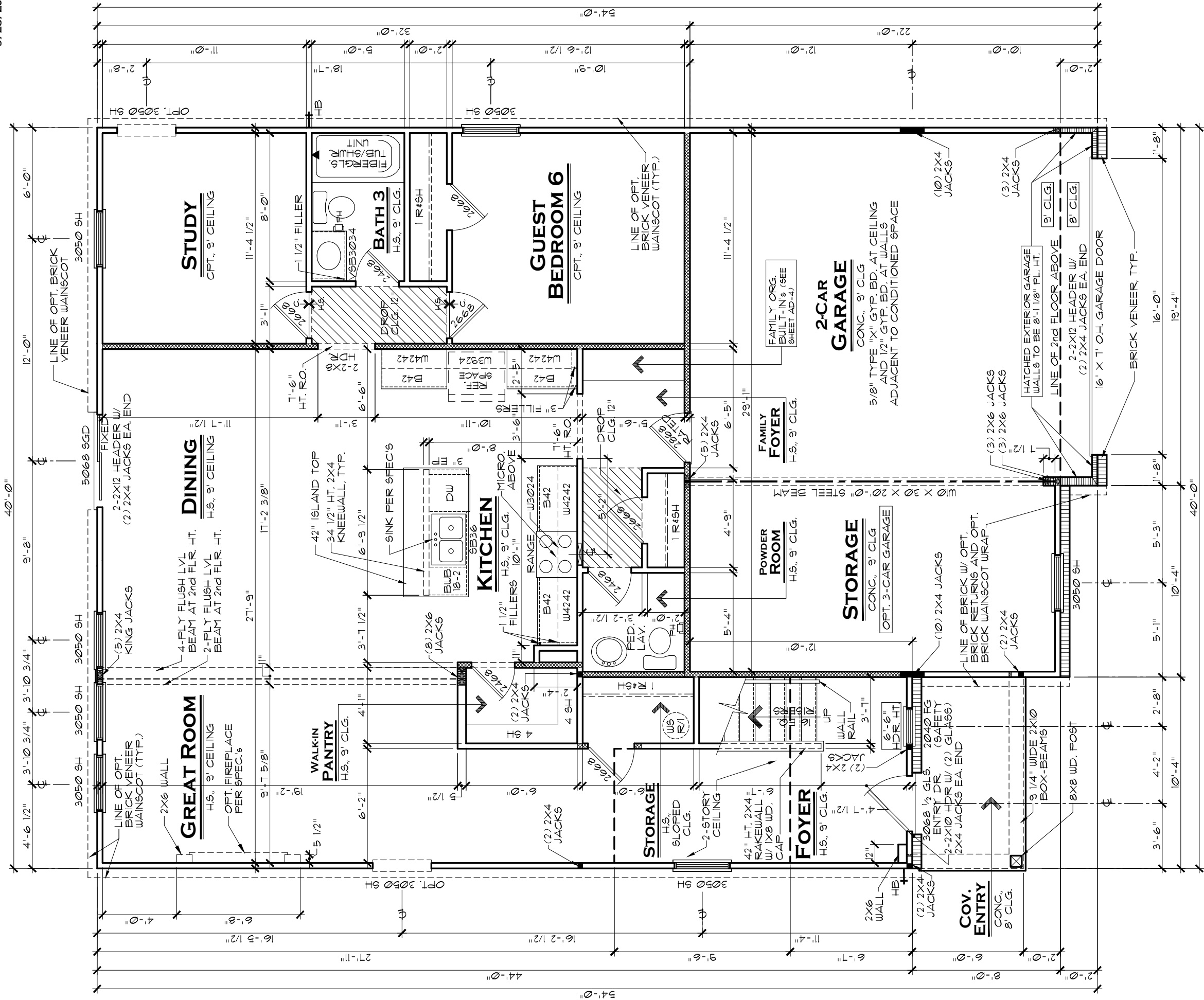
SHEET NO.

THESE PLANS AND THE DESIGNS CONTAINED HEREIN ARE THE SOLE PROPERTY OF LENNAR CORPORATION. © 2018 LENNAR CORPORATION, ALL RIGHTS RESERVED. LENNAR CORPORATION EXPRESSLY RESERVES ITS COPYRIGHT AND OTHER PROPERTY RIGHTS IN THESE DESIGNS AND DRAWINGS. UNAUTHORIZED DUPLICATION OR DISTRIBUTION OF THESE PLANS IS PROHIBITED.

REV. NO.	DATE	REMARKS
1	6/16/23	FULL RELEASE
2	3/22/24	CHANGED FLUSH STEEL BEAM TO LVL
3	8/8/24	REPLACED BI-PASS DRG. WITH SWING DR.
4	4/4/25	CHANGED REF. CABINET TO W3924
5	5/1/25	ELEVATION UPDATES
6	8/4/25	DIVISION UPDATES

INDIANAPOLIS DIVISION





First Floor Plan B

SCALE: 3/16" = 1'-0"

AREA TABULATION		GENERAL NOTES:		NOTE:	
1st FLOOR LIVING AREA:	1,407 S.F.	1. ALL WINDOW HEADERS HEIGHTS TO BE 1'-6" HT. UNLESS NOTED OTHERWISE.		HATCHED WALL INDICATES INTERIOR LOAD-BEARING WALL WITH STUDS @ 16" O.C. AND DOUBLE TOP PLATE, TYP.	
2nd FLOOR LIVING AREA:	1,893 S.F.	2. 1ST FLOOR WALL HT. TO BE 9'-1 1/8", EXCEPT WHERE NOTED OTHERWISE.		ALL LOAD-BEARING HEADERS TO BE 2-2X6 W/ 1/2" PLYWOOD FILLER AND (1) 2X JACK STUD EACH END, EXCEPT AS NOTED	
TOTAL LIVING AREA:	3,300 S.F.	3. ALL INTERIOR ROUGH OPENINGS TO BE 1'-10 7/8" HT. UNLESS NOTED OTHERWISE.		DOUBLE AND TRIPLE NON-MULLED WINDOWS TO HAVE 2-2X6 HEADER W/ (2) 2X4 JACK EACH END AND (3) 2X4 JACKS BETWEEN INTERMEDIATE WINDOWS	
GARAGE:	628 S.F.				
COVERED ENTRY PORCH:	62 S.F.				
TOTAL UNDER ROOF:	3,990 S.F.				

MORNING RM. OPT. ADDS 120 S.F.

INDIANAPOLIS DIVISION

MODEL

WENTWORTH B

DRAWING TITLE

1ST FLOOR PLAN

OPTION DESCRIPTION

SET NO.

3172B0

DRAWN BY

SAM

COLLECTION

VENTURE

REMARKS

1

6/16/23

FULL RELEASE

2

3/22/24

CHANGED FLUSH STEEL BEAM TO LVL

3

8/8/24

REPLACED BI-PASS DRG. WITH SWING DR.

4

4/4/25

CHANGED REF. CABINET TO W3924

5

5/1/25

ELEVATION UPDATES

6

8/4/25

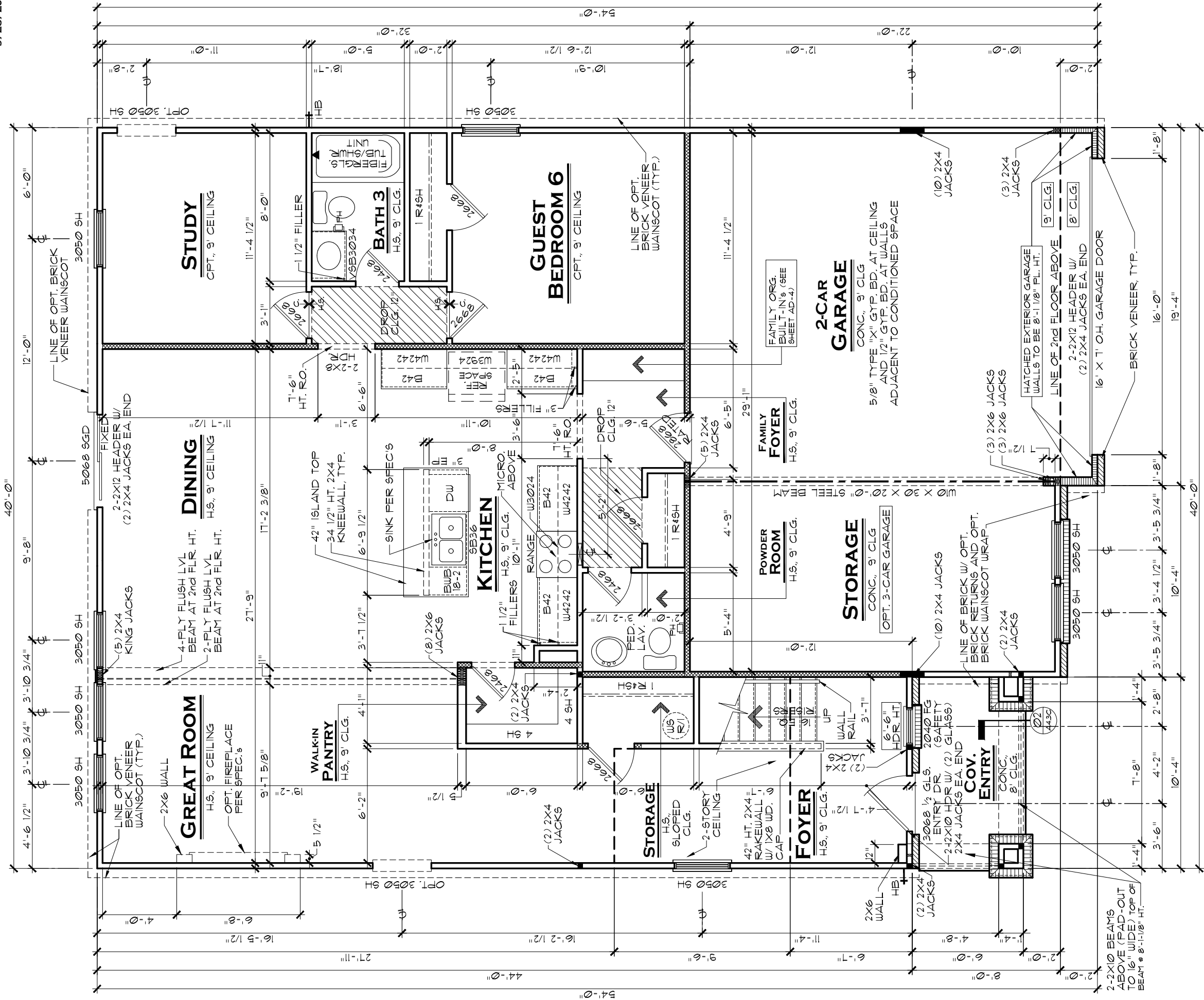
DIVISION UPDATES

EVERYTHING'S INCLUDED®

THESE PLANS AND THE DESIGNS CONTAINED HEREIN ARE THE SOLE PROPERTY OF LENNAR CORPORATION. © 2018 LENNAR CORPORATION, ALL RIGHTS RESERVED. LENNAR CORPORATION EXPRESSLY RESERVES ITS COPYRIGHT AND OTHER PROPERTY RIGHTS IN THESE DESIGNS AND DRAWINGS. UNAUTHORIZED DUPLICATION OR DISTRIBUTION OF THESE PLANS IS PROHIBITED.

LENNAR®

A3.1B



FIRST FLOOR PLAN C

SCALE: 3/16" = 1'-0"

AREA TABULATION	
1st FLOOR LIVING AREA:	1,407 S.F.
2nd FLOOR LIVING AREA:	1,893 S.F.
TOTAL LIVING AREA:	3,300 S.F.
GARAGE:	628 S.F.
COVERED ENTRY PORCH:	62 S.F.
TOTAL UNDER ROOF:	3,990 S.F.

MORNING RM. OPT. ADDS 120 S.F.

GENERAL NOTES:	
1.	ALL WINDOW HEADERS HEIGHTS TO BE 1'-6" HT. UNLESS NOTED OTHERWISE.
2.	1ST FLOOR WALL HT. TO BE 9'-1 1/8", EXCEPT WHERE NOTED OTHERWISE.
3.	ALL INTERIOR ROUGH OPENINGS TO BE 1'-0 7/8" HT. UNLESS NOTED OTHERWISE.

NOTE:	
HATCHED WALL INDICATES INTERIOR LOAD-BEARING WALL WITH STUDS @ 16" O.C. AND DOUBLE TOP PLATE, TYP.	
ALL LOAD-BEARING HEADERS TO BE 2-2X6 W/ 1/2" PLYWOOD FILLER AND (1) 2X JACK STUD EACH END, EXCEPT AS NOTED	
DOUBLE AND TRIPLE NON-MULLED WINDOWS TO HAVE 2-2X6 HEADER W/ (2) 2X4 JACK EACH END AND (3) 2X4 JACKS BETWEEN INTERMEDIATE WINDOWS	

LENNAR®

WENTWORTH C

1ST FLOOR PLAN

OPTION DESCRIPTION

SHEET NO.

A3.1C

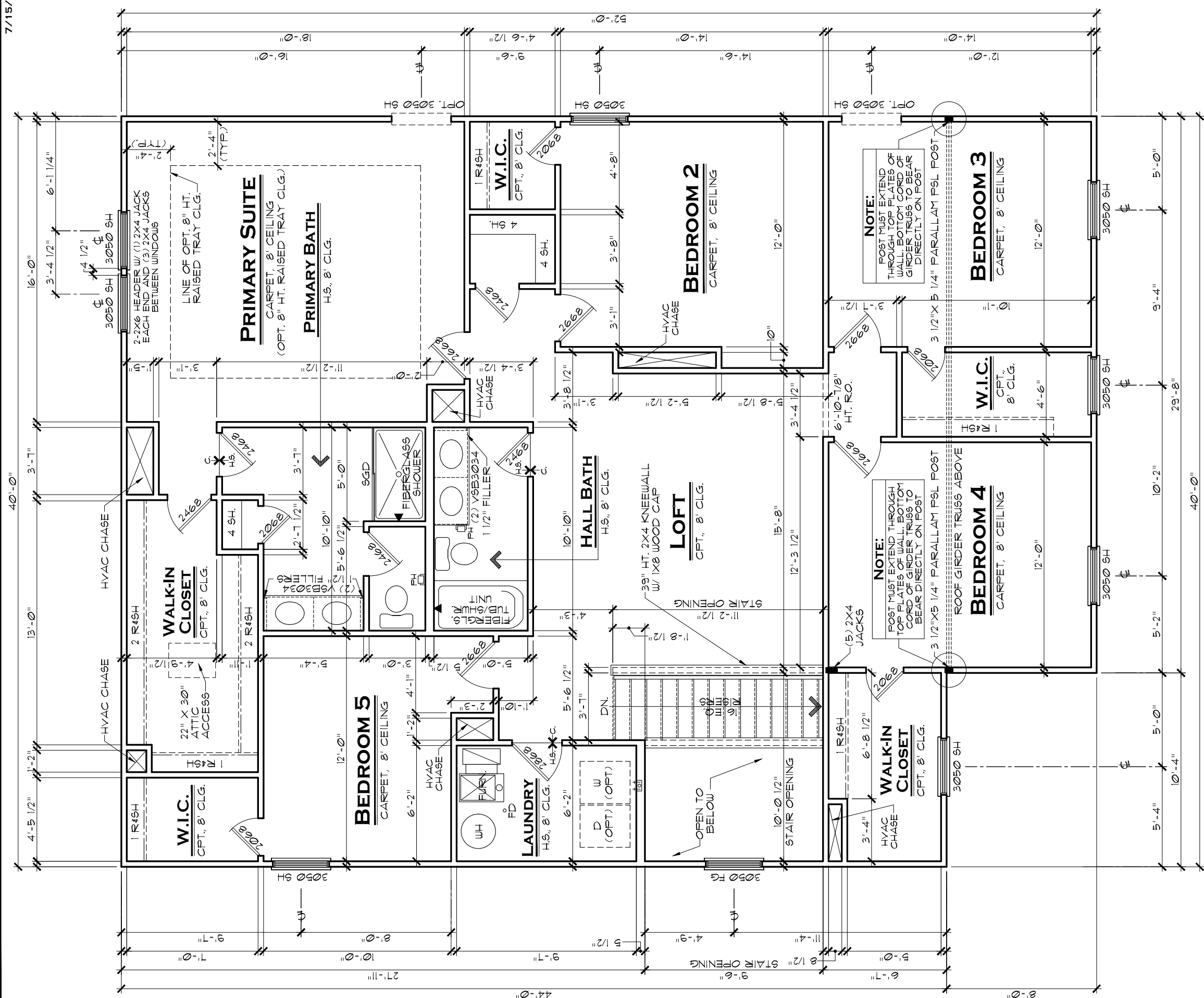
THESE PLANS AND THE DESIGNS CONTAINED HEREIN ARE THE SOLE PROPERTY OF LENNAR CORPORATION. © 2018 LENNAR CORPORATION, ALL RIGHTS RESERVED. LENNAR CORPORATION EXPRESSLY RESERVES ITS COPYRIGHT AND OTHER PROPERTY RIGHTS IN THESE DESIGNS AND DRAWINGS. UNAUTHORIZED DUPLICATION OR DISTRIBUTION OF THESE PLANS IS PROHIBITED.

SET NO.	3172C0
DRAWN BY	SAM
COLLECTION	VENTURE

REV. NO.	DATE	REMARKS
1	6/16/23	FULL RELEASE
2	3/22/24	CHANGED FLUSH STEEL BEAM TO LVL
3	8/8/24	REPLACED BI-PASS DRG. WITH SWING DR.
4	4/4/25	CHANGED REF. CABINET TO W3924
5	5/1/25	ELEVATION UPDATES
6	8/4/25	DIVISION UPDATES

INDIANAPOLIS DIVISION

EVERYTHING'S INCLUDED®



SECOND FLOOR PLAN A

SCALE: $3/16" = 1'-0"$


GENERAL NOTES:

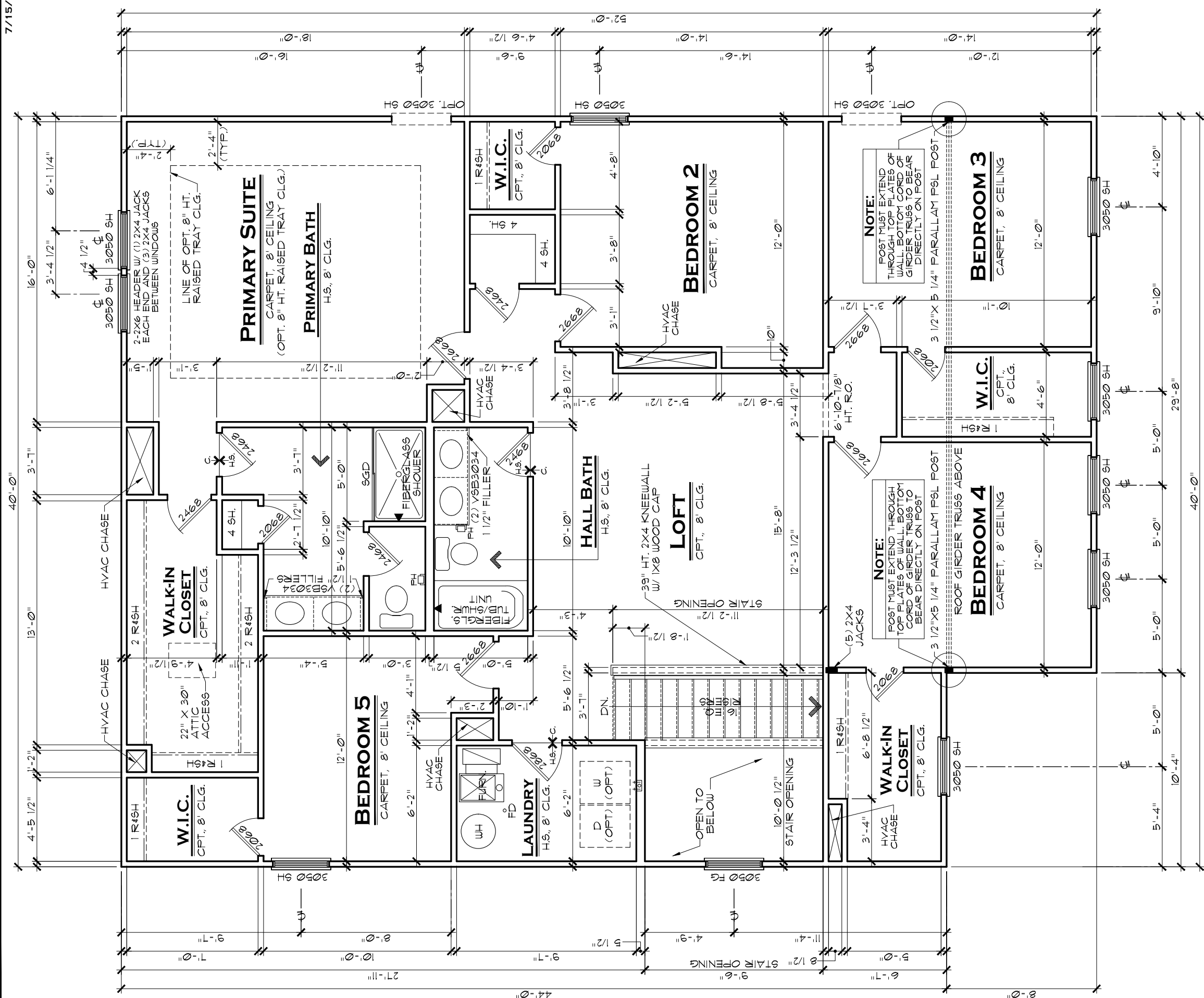
1. ALL WINDOW HEADERS HEIGHTS TO BE 6'-10 1/8" UNLESS NOTED OTHERWISE.
2. 2ND FLOOR WALL HT. TO BE 8'-1 1/8" EXCEPT WHERE NOTED OTHERWISE.
3. ALL INTERIOR ROUGH OPENINGS TO BE 6'-10 1/8" HT. UNLESS NOTED OTHERWISE.

NOTE:

WINDOW HEADERS;
2-2X6 W/ (1) 2X4 JACK
EACH END TYP, UNLESS
NOTED OTHERWISE

DOUBLE AND TRIPLE
NON-MULLED WINDOWS TO
HAVE 2-2X6 HEADER W/
2-2X4 JACK EACH END
AND (3) 2X4 JACKS
BETWEEN INTERMEDIATE
WINDOWS

INDIANAPOLIS DIVISION			<div> EVERYTHING'S INCLUDED®</div>		
			REV.NO.	DATE	REMARKS
			1	6/16/23	FULL RELEASE
			2	7/18/23	STRUCTURAL UPDATES
			3	6/26/25	DIVISION UPDATES
			4		
			5		
<p>THESE PLANS AND THE DESIGNS CONTAINED HEREIN ARE THE SOLE PROPERTY OF LENNAR CORPORATION. © 2018 LENNAR CORPORATION, ALL RIGHTS RESERVED</p> <p>LENNAR CORPORATION EXPRESSLY RESERVES ITS COPYRIGHT AND OTHER PROPERTY RIGHTS IN THESE DESIGNS AND DRAWINGS. UNAUTHORIZED DUPLICATION OR DISTRIBUTION OF THESE PLANS IS PROHIBITED.</p>					
<div><div>LENNAR®</div><div><div>MODEL</div><div>WENTWORTH A</div></div><div><div>DRAWING TITLE</div><div>2ND FLOOR PLAN</div></div><div><div>OPTION DESCRIPTION</div><div></div></div></div>			SET NO.	VENTURE	
			3172A0		
			DRAWN BY SAM		
COLLECTION					
SHEET NO.			A3.2A		



SECOND FLOOR PLAN B


SCALE: $3/16" = 1'-0"$

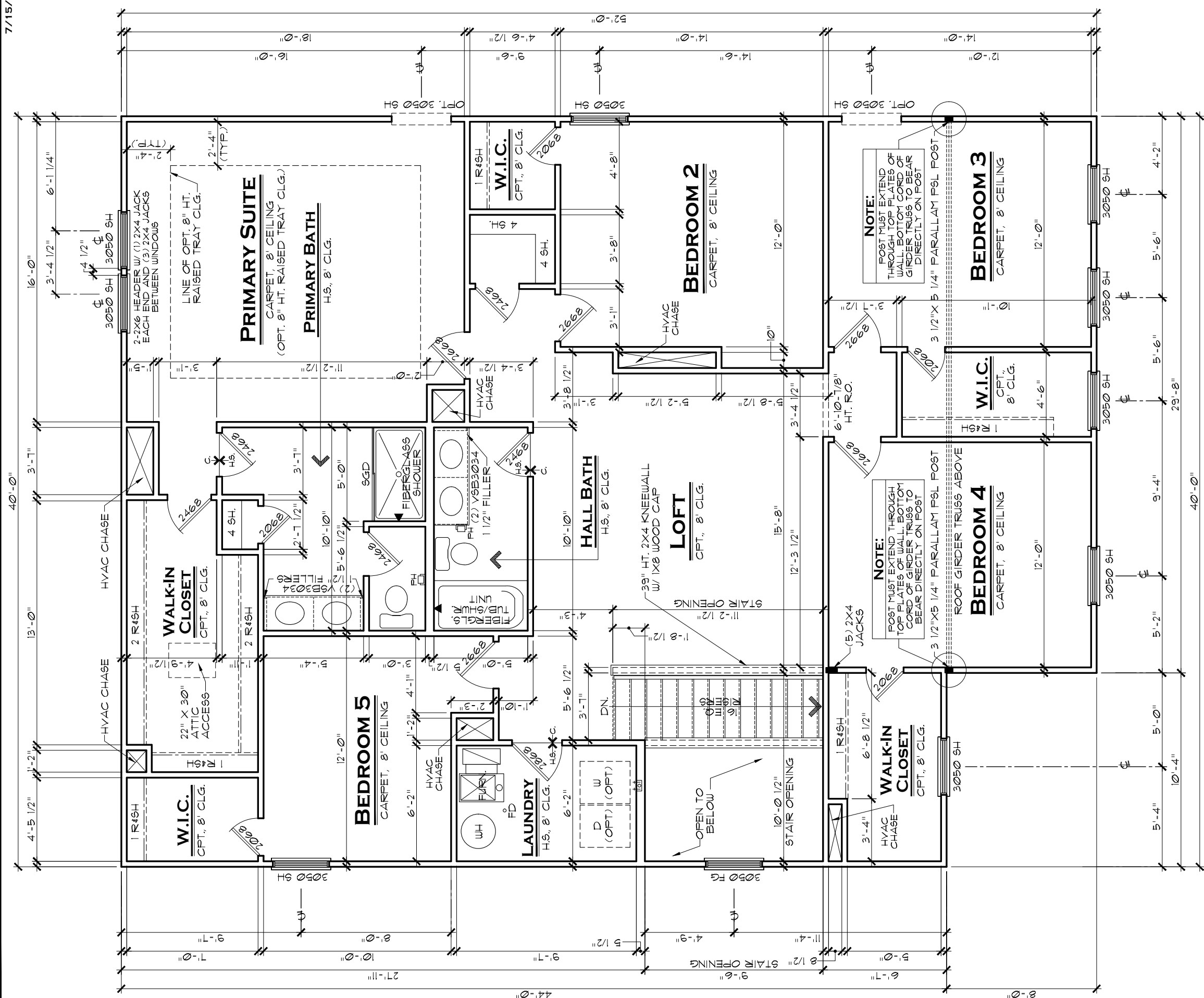
GENERAL NOTES:

1. ALL WINDOW HEADERS HEIGHTS TO BE 6'-10 7/8" UNLESS NOTED OTHERWISE.
2. 2ND FLOOR WALL HT. TO BE 8'-1 1/8" EXCEPT WHERE NOTED OTHERWISE.
3. ALL INTERIOR ROUGH OPENINGS TO BE 6'-10 7/8" HT. UNLESS NOTED OTHERWISE.

NOTE:

WINDOW HEADERS:
2-2'X6 W/ (1) 2'X4 JACK
EACH END TYP, UNLESS
NOTED OTHERWISE

INDIANAPOLIS DIVISION		 EVERYTHING'S INCLUDED®	
REV. NO.	DATE	REMARKS	
1	6/16/23	FULL RELEASE	
2	7/18/23	STRUCTURAL UPDATES	
3	6/26/25	DIVISION UPDATES	
4			
5			
<p>THESE PLANS AND THE DESIGNS CONTAINED HEREIN ARE THE SOLE PROPERTY OF LENNAR CORPORATION. © 2019 LENNAR CORPORATION, ALL RIGHTS RESERVED.</p> <p>LENNAR CORPORATION EXPRESSLY RESERVES ITS COPYRIGHT AND OTHER PROPERTY RIGHTS IN THESE DESIGNS AND DRAWINGS. UNAUTHORIZED DUPLICATION OR DISTRIBUTION OF THESE PLANS IS PROHIBITED.</p>			
LENNAR® MODEL WENTWORTH B SET NO. 3172B0		DRAWN BY SAM COLLECTION VENTURE	
2ND FLOOR PLAN DRAWING TITLE		OPTION DESCRIPTION	
SHEET NO. A3.2B			



SECOND FLOOR PLAN C

SCALE: $3/16" = 1'-0"$

GENERAL NOTES:

1. ALL WINDOW HEADERS HEIGHTS TO BE 6'-10 7/8" UNLESS NOTED OTHERWISE.
2. 2ND FLOOR WALL HT. TO BE 8'-1 1/8" EXCEPT WHERE NOTED OTHERWISE.
3. ALL INTERIOR ROUGH OPENINGS TO BE 6'-10 7/8" HT. UNLESS NOTED OTHERWISE.

NOTE:

WINDOW HEADERS:
2-2X6 W/ (1) 2X4 JACK
EACH END TYP. UNLESS
NOTED OTHERWISE

LENNAR[®]

ODEL
WENTWORTH C

DRAWING TITLE
2ND FLOOR PLAN

OPTION	DESCRIPTION
1	1.000000
2	2.000000
3	3.000000
4	4.000000
5	5.000000
6	6.000000
7	7.000000
8	8.000000
9	9.000000
10	10.000000
11	11.000000
12	12.000000
13	13.000000
14	14.000000
15	15.000000
16	16.000000
17	17.000000
18	18.000000
19	19.000000
20	20.000000
21	21.000000
22	22.000000
23	23.000000
24	24.000000
25	25.000000
26	26.000000
27	27.000000
28	28.000000
29	29.000000
30	30.000000
31	31.000000
32	32.000000
33	33.000000
34	34.000000
35	35.000000
36	36.000000
37	37.000000
38	38.000000
39	39.000000
40	40.000000
41	41.000000
42	42.000000
43	43.000000
44	44.000000
45	45.000000
46	46.000000
47	47.000000
48	48.000000
49	49.000000
50	50.000000
51	51.000000
52	52.000000
53	53.000000
54	54.000000
55	55.000000
56	56.000000
57	57.000000
58	58.000000
59	59.000000
60	60.000000
61	61.000000
62	62.000000
63	63.000000
64	64.000000
65	65.000000
66	66.000000
67	67.000000
68	68.000000
69	69.000000
70	70.000000
71	71.000000
72	72.000000
73	73.000000
74	74.000000
75	75.000000
76	76.000000
77	77.000000
78	78.000000
79	79.000000
80	80.000000
81	81.000000
82	82.000000
83	83.000000
84	84.000000
85	85.000000
86	86.000000
87	87.000000
88	88.000000
89	89.000000
90	90.000000
91	91.000000
92	92.000000
93	93.000000
94	94.000000
95	95.000000
96	96.000000
97	97.000000
98	98.000000
99	99.000000
100	100.000000

SHEET NO.

A3.2C

INDIANAPOLIS DIVISION

EVERYTHING'S INCLUDED*

REV.NO.	DATE	REMARKS
1	6/16/23	FULL RELEASE
2	7/18/23	STRUCTURAL UPDATES
3	6/26/25	DIVISION UPDATES
4		
5		

THESE PLANS AND THE DESIGNS
CONTAINED HEREIN ARE THE SOLE
PROPERTY OF LENNAR CORPORATION
© 2018 LENNAR CORPORATION,
ALL RIGHTS RESERVED

LENNAR CORPORATION EXPRESSLY
RESERVES ITS COPYRIGHT AND OTHER
PROPERTY RIGHTS IN THESE DESIGNS
AND DRAWINGS. UNAUTHORIZED
DUPLICATION OR DISTRIBUTION OF
THESE PLANS IS PROHIBITED.